PRILOGA 1C

NASLOVNA STRAN NAČRTA

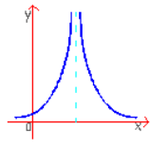

LIMITA - MUGERLI d.o.o.
Ljuba Šercerja 17, Rožna Dolina, 5000 Nova Gorica
Telefon 05 - 30 28 564 GSM 041 - 777 423 E-mail limita@limita.si
E-mail: limita@limita.si
Številka transakcijskega računa: SI56 0475 0000 1014 283
Identifikacijska številka za DDV: SI78863767

PODATKI O GRADNJI		
naziv gradnje		**Pomožni objekt ob igrišču Dolga Poljana**
kratek opis gradnje		**Predmet projekta je izgradnja pomožnega objekta v Dolgi poljani in podpornih zidov. Objekt je zanosvan kot okvirna AB konstrukcija z dvokapno in ravno streho.**
VRSTE GRADNJE	☑	**NOVOGRADNJA - NOVOZGRAJEN OBJEKT**
označiti vse ustrezne vrste gradnje	☐	**NOVOGRADNJA - PRIZIDAVA**
	☐	**REKONSTRUKCIJA**
	☐	**SPREMEMBA NAMEMBNOSTI**
	☐	**ODSTRANITEV CELOTNEGA OBJEKTA**
	☐	**LEGALIZACIJA**
	☐	**MANJŠA REKONSTRUKCIJA**
PODATKI O PROJEKTNI DOKUMENTACIJI		
vrsta dokumentacije		**PZI**
številka projekta		**2023-926**
PODATKI O NAČRTU		
strokovno področje načrta		**2- Načrt gradbeništva**
naziv načrta		**2/1 Načrt iz področja gradbeništva**
številka načrta		**342/2025**
datum izdelave		**marec 2026**
datum spremembe		
PODATKI O PROJEKTANTU NAČRTA		
projektant načrta (naziv družbe)		**Limita-Mugerli d.o.o.**
naslov		**Ljuba Šercerja 17, 5000 Nova Gorica**
odgovorna oseba projektanta načrta		**Matija Mugerli, mag.inž.grad**
podpis odgovorne osebe projektanta načrta		LIMITA - MUGERLI d.o.o. Nova Gorica
PODATKI O IZDELOVALCU NAČRTA		
ime in priimek pooblaščenega arhitekta, pooblaščenega inženirja		**Matija Mugerli, mag.inž.grad**
identifikacijska številka		**IZS G-4835**
podpis pooblaščenega arhitekta, pooblaščenega inženirja		Matija M.

PRILOGA 2C

IZJAVA PROJEKTANTA NAČRTA IN POOBLAŠČENEGA STOKOVNJAKA, KI JE IZDELAL NAČRT V PZI IN PID

PROJEKTANT NAČRTA	
projektant načrta (naziv družbe)	**Limita-Mugerli d.o.o.**
naslov	**Ljuba Šercerja 17, 5000 Nova Gorica**
odgovorna oseba projektanta načrta	**Matija Mugerli, mag.inž.grad**

IN POOBLAŠČENI STROKOVNJAK, KI JE IZDELAL NAČRT	
pooblaščeni strokovnjak	**Matija Mugerli, mag.inž.grad**

IZJAVLJAVA:

da načrt

vrsta dokumentacije	**PZI**
strokovno področje načrta	**2 - Načrt gradbeništva**
naziv načrta	**2/1 Načrt iz področja gradbeništva**
številka načrta	**342/2025**
datum izdelave	**marec 2026**

upošteva relevantne predpise in druge normativne dokumente ter da so upoštevane ustrezne bistvene in druge zahteve.

pooblaščeni strokovnjak	**Matija Mugerli, mag.inž.grad**
identifikacijska številka	**G-4835**
podpis pooblaščenega strokovnjaka	
odgovorna oseba projektanta načrta	**Matija Mugerli, mag.inž.grad**
podpis odgovorne osebe projektanta načrta	

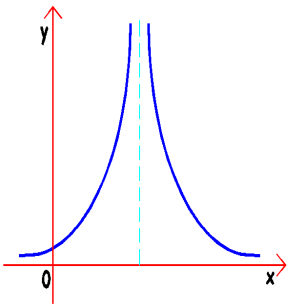

LIMITA - MUGERLI d.o.o.
Ljuba Šercerja 17, Rožna Dolina, 5000 Nova Gorica
Telefon 05 – 30 28 564
GSM 041 – 777 423, 041 – 604 863

E-mail: limita@limita.si

Številka transakcijskega računa: SI56 0475 0000 1014 283
Matična številka: 1898094
Identifikacijska številka za DDV: SI78863767

2/1.2 KAZALO VSEBINE NAČRTA GRADBENIŠTVA št. 342/2025

2/1.1	NASLOVNA STRAN	**S.1**
2/1.2	KAZALO VSEBINE NAČRTA	**S.3.2**
2/1.4	TEHNIČNI DEL: 1) Tehnično poročilo 2) Statična analiza RISBE: 1. Opažni načrt 2. Armaturni načrt talne plošče 3. Armaturni načrt stena v osi 5 in B 4. Armaturni načrt stena v osi 4 5. Armaturni načrt stena v osi A,E,D in 3 6. Armaturni načrt strešnih plošč 7. Armaturni in opažni načrt nadstreška 8. Armaturni načrt zidov 9. Izvlečki armature	

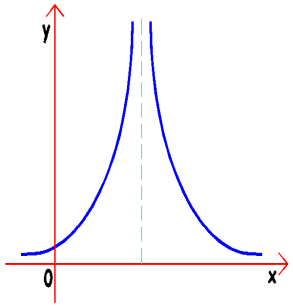

LIMITA - MUGERLI d.o.o.
Ljuba Šercerja 17, Rožna Dolina, 5000 Nova Gorica
Telefon 05 – 30 28 564
GSM 041 – 777 423, 041 – 604 863

E-mail: limita@limita.si

Številka transakcijskega računa: SI56 0475 0000 1014 283
Matična številka: 1898094
Identifikacijska številka za DDV: SI78863767

2/1.2 TEHNIČNO POROČILO

1. SPLOŠNO

Investitor Občina Ajdovščina želi ob igrišču v vasi Dolga Poljana zgraditi pomožni objekt. Objekt je zasnovan kot armirano betonska enoetažna okvirna konstrukcija s pomožnimi prostori in nadstrešnico.

2. PODLOGE ZA PROJEKTIRANJE

- Načrt arhitekture, Krašna arhitektura, Murnova 6, 1000 Ljubljana. Št. Proj.:2023-926, marec 2026
- GG poročilo, projektiranje in nadzor Anton Kosmačin s.p., Gortanova 22, 5000 Nova Gorica, št načrta: GP65-2025

3. POVZETEK IZ GG POROČILA

Sestavo tal smo ugotavljali na osnovi že izvedenih del in izkopa sondažnega jaška, ki je bil kopan strojno s kopačem. Zgoraj se pojavlja utrjen umetni nasip (grušč, glina, opeka), globlje pa zelo zbiti grušči z glino in meljem. Dolino gradi aluvi (aluvialni nanosi rek in potokov kvartarne starosti) višje v bregu pa v osnovi fliš terciarne starosti, še višje pa grušč ponekod sprijet v pobočno brečo.

Sloj	Globina [m]	*zemljina*	Strižni kot φ [°]	*kohezija c* [kPa]	*spec. teža* γ [kN/m^3]	voda
1	0,0 – 1,4	umetni nasip	34,0	/	19,0	/
2	1,4 -	grušč, glina, melj	38,0	/	20,0	/

Pogoji izvedbe

Novi temelji objektov morajo biti v celoti temeljni v utrjeni gruščno – glinasti zemljini. Okrog objektov se v nivoju izkopa za temelje položi drenaža (drenažna cev Φ100, filc folija, drenažni zasip). Vsi podporni zidovi morajo biti prav tako temeljeni v zbitih gruščih z glino, v zidovih se pusti barbakane, eventualna voda iz zaledja bo odtekala razpršeno po terenu. Škarpa ob zgornjem robu mora biti prav tako temeljena v kompaktnem terenu, za škarpo pa se vgradi drenažo z drenažnim zasipom in filc folijo. Izvedba izkopa za škarpo mora potekati v kampadah. Vso vodo s strehe se preko peskolovov naveže na obstoječo meteorno kanalizacijo. Prav tako se odvede tudi vodo iz drenaž in utrjenih površin. Fekalne vode se odvajajo v javno kanalizacijo. Tako speljan odtok ne bo imel nikakršnega vpliva in ne bo povzročal nestabilnosti terena. Zaledne vode glede na konfiguracijo terena (cesta nad bodočo gradnjo) ne bodo imele nikakršnega vpliva.

Dopustna obremenitev

Za temeljenje izvedeno v gruščih z glino cenimo dopustno obremenitev na σ = 250 KN/m2.

4. OPIS NOVEGA STANJA

Glavni objekt- večnamenska dvorana je pravokotne tlorisne oblike konstrukcijskih dimenzij cca 9,15 x 15.35 m in višine 8,40 m v slemenu dvokapne strehe. Nižji del objekta je prav tako tlorisne oblike dimenzij 9,25 m x 4,80 m. Celoten objekt je temeljen plitvo na AB plošči debeline 30 cm. Stene dvorane so armirano betonske debeline 35 cm ter višine 6,74 m v kapu in 8,40 m v slemenu. Stene pomožnih prostorov so debeline 20 cm in višine 2,95 m merjeno od AB plošče. Strešna plošča dvorane je debeline 25 cm zasnovana kot dvokapnica s prečnim naklonom 20. Strešna plošča pomožnega objekta je debeline 20 cm, zaključena z atiko višine 60 cm in debeline 15 cm.
Poleg glavnega objekta in nadstrešnice so zaradi ureditve terena potrebni tudi podporni zdovi. Vsi zidovi so zasnovani kot AB težnostni z debelino temelja 25 cm in debelino stene 25 cm. Višina se prilagodi poteku terena. Horizontalni delovni stiki v steenah objekta so ščiteni z nabrekajočim trakov. Prav tako so z nabrekajočim trakom ščiteni delovni stiki med temeljem in steno.
Vsi elementi konstruckije so izvedeni iz betona kvalitete C30/37 in armirani z rebrasto armaturo kvalitete B500(B),

5. Materiali

Betoni:

- Talna plošča dvorane: C30/37, XC2, XF1, PV-I, Dmax 32 mm
- stene dvorane: C30/37, XC1, PV-I, Dmax 16 mm
- strešne plošče: C30/37, XC2, PV-I, Dmax 16 mm
- temelj zidov: C30/37, XC2, XF1, PV-II, Dmax 32 mm
- stene zidov: C30/37, XC4, XD1, XF1, PV-II, Dmax 16 mm
- podložni beton: C12/15, Dmax 16 mm

Jeklo za armiranje:
Rebrasta armatura B 500 B - visoko duktilno jeklo,

6. STATIČNI RAČUN

Obtežbe smo upoštevali po predpisih SIST EN 1991 (lastna teža, stalna obtežba, promet, temperaturna nihanja, krčenje betona, sneg) in SIST EN 1998 (Potesni vplivi). Elementi konstruckije so analizirani in dimenzionirani skladno s SISTN EN 1992 – Betonske konstrukcije.

V Rožni Dolini, marec 2026

Pripravil:
Matija Mugerli, mag.inž.grad.

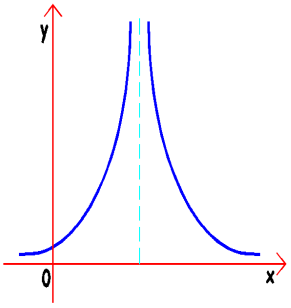

LIMITA - MUGERLI d.o.o.
Ljuba Šercerja 17, Rožna Dolina, 5000 Nova Gorica
Telefon 05 – 30 28 564
GSM 041 – 777 423, 041 – 604 863

E-mail: limita@limita.si

Številka transakcijskega računa: SI56 0475 0000 1014 283
Matična številka: 1898094
Identifikacijska številka za DDV: SI78863767

2/1.4.2 STATIČNA ANALIZA

RAČUNSKA ANALIZA
Pomožni objekt ob igrišču Dolga Poljana

1. Kazalo vsebine

1. Kazalo vsebine 2
2. Zasnova 5
2.1. Materials 7
2.2. Podlaga 7
2.3. Nodes 7
2.4. 2D members 8
2.5. Storey 8
3. Obtežbe 9
3.1. Load cases 9
3.2. Load groups 9
3.3. Combinations 9
3.4. Result classes 9
3.5. Lastna teža 9
3.6. Stalna teža 10
3.7. Koristna obtežba 11
3.8. Sneg 12
3.9. Veter 12
3.10. Potresna obtežba 13
3.10.1. Spekter 13
3.10.2. Mass groups 13
3.10.3. Combination of mass groups 13
3.10.4. Calculation protocol 13
3.10.5. 1. nihajna oblika 15
3.10.6. 2. nihajna oblika 15
3.10.7. 3. nihajna oblika 16
4. Rezultati 17
4.1. Talna plošča 17
4.1.1. Kontaktne napetosti MSN 17
4.1.2. Kontaktne napetosti MSU 18
4.1.3. MSN 18
4.1.3.1. NSK - mx 18
4.1.3.2. NSK - my 19
4.1.3.3. NSK - vx 19
4.1.3.4. NSK - vy 19
4.1.3.5. NSK - nx 20
4.1.3.6. NSK - ny 20
4.1.4. Potres 20
4.1.4.1. NSK - mx 20
4.1.4.2. NSK - my 21
4.1.4.3. NSK - vx 21
4.1.4.4. NSK - vy 21
4.1.4.5. NSK - nx 22
4.1.4.6. NSK - ny 22
4.1.5. Armatura 23
4.1.5.1. Member 2D - design - required areas; As1- 23
4.1.5.2. Member 2D - design - required areas; As2- 23
4.1.5.3. Member 2D - design - required areas; As1+ 24
4.1.5.4. Member 2D - design - required areas; As2+ 24
4.2. Stene v osi 4 in B 25
4.2.1. MSN 25
4.2.1.1. NSK - mx 25
4.2.1.2. NSK - my 25
4.2.1.3. NSK - vx 25
4.2.1.4. NSK - vy 26
4.2.1.5. NSK - nx 26
4.2.1.6. NSK - ny 26
4.2.2. MSN 27
4.2.2.1. NSK - mx 27
4.2.2.2. NSK - my 27
4.2.2.3. NSK - vx 27
4.2.2.4. NSK - vy 28
4.2.2.5. NSK - nx 28
4.2.2.6. NSK - ny 28
4.2.3. Armatura 29
4.2.3.1. Member 2D - design - required areas; As1- 29
4.2.3.2. Member 2D - design - required areas; As2- 29
4.2.3.3. Member 2D - design - required areas; As1+ 30
4.2.3.4. Member 2D - design - required areas; As2+ 30
4.3. Stena v osi 5 in A 31
4.3.1. MSN 31
4.3.1.1. 2D member - Internal forces; my - mx 31
4.3.1.2. 2D member - Internal forces; my - my 31
4.3.1.3. 2D member - Internal forces; my - vx 31
4.3.1.4. 2D member - Internal forces; my - vy 32
4.3.1.5. 2D member - Internal forces; my - nx 32
4.3.1.6. 2D member - Internal forces; my - ny 32
4.3.2. MSN 33
4.3.2.1. 2D member - Internal forces; my - mx 33
4.3.2.2. 2D member - Internal forces; my - my 33
4.3.2.3. 2D member - Internal forces; my - vx 33

4.3.2.4. 2D member - Internal forces; my - vy 34
4.3.2.5. 2D member - Internal forces; my - nx 34
4.3.2.6. 2D member - Internal forces; my - ny 34
4.3.3. Armatura 35
4.3.3.1. Member 2D - design - required areas; As1- 35
4.3.3.2. Member 2D - design - required areas; As2- 35
4.3.3.3. Member 2D - design - required areas; As1+ 36
4.3.3.4. Member 2D - design - required areas; As2+ 36
4.4. Stena v osi 3 in D 37
4.4.1. MSN 37
4.4.1.1. NSK - mx 37
4.4.1.2. NSK - my 37
4.4.1.3. NSK - vx 37
4.4.1.4. NSK - vy 38
4.4.1.5. NSK - nx 38
4.4.1.6. NSK - ny 38
4.4.2. Potres 39
4.4.2.1. NSK - mx 39
4.4.2.2. NSK - my 39
4.4.2.3. NSK - vx 39
4.4.2.4. NSK - vy 40
4.4.2.5. NSK - nx 40
4.4.2.6. NSK - ny 40
4.4.3. Armatura 41
4.4.3.1. Member 2D - design - required areas; As1- 41
4.4.3.2. Member 2D - design - required areas; As2- 41
4.4.3.3. Member 2D - design - required areas; As1+ 42
4.4.3.4. Member 2D - design - required areas; As2+ 42
4.5. Stena v osi E 43
4.5.1. MSN 43
4.5.1.1. NSK - mx 43
4.5.1.2. NSK - my 43
4.5.1.3. NSK - vx 43
4.5.1.4. NSK - vy 44
4.5.1.5. NSK - nx 44
4.5.1.6. NSK - ny 44
4.5.2. Potres 45
4.5.2.1. NSK - mx 45
4.5.2.2. NSK - my 45
4.5.2.3. NSK - vx 45
4.5.2.4. NSK - vy 46
4.5.2.5. NSK - nx 46
4.5.2.6. NSK - ny 46
4.5.3. Armatura 47
4.5.3.1. Member 2D - design - required areas; As1- 47
4.5.3.2. Member 2D - design - required areas; As2- 47
4.5.3.3. Member 2D - design - required areas; As1+ 48
4.5.3.4. Member 2D - design - required areas; As2+ 48
4.6. Strešna plošča dvorana 49
4.6.1. MSN 49
4.6.1.1. NSK - mx 49
4.6.1.2. NSK - my 49
4.6.1.3. NSK - vx 49
4.6.1.4. NSK - vy 50
4.6.1.5. NSK - nx 50
4.6.1.6. NSK - ny 50
4.6.2. Potres 51
4.6.2.1. NSK - mx 51
4.6.2.2. NSK - my 51
4.6.2.3. NSK - vx 51
4.6.2.4. NSK - vy 52
4.6.2.5. NSK - nx 52
4.6.2.6. NSK - ny 52
4.6.3. Armatura 53
4.6.3.1. Member 2D - design - required areas; As1- 53
4.6.3.2. Member 2D - design - required areas; As2- 53
4.6.3.3. Member 2D - design - required areas; As1+ 54
4.6.3.4. Member 2D - design - required areas; As2+ 54
4.7. Strešna plošča 55
4.7.1. MSN 55
4.7.1.1. MSN - mx 55
4.7.1.2. MSN - my 55
4.7.1.3. MSN - vx 55
4.7.1.4. MSN - vy 56
4.7.1.5. MSN - nx 56
4.7.1.6. MSN - ny 56
4.7.2. Armatura 57
4.7.2.1. Member 2D - design - required areas; As1- 57
4.7.2.2. Member 2D - design - required areas; As2- 57
4.7.2.3. Member 2D - design - required areas; As1+ 58
4.7.2.4. Member 2D - design - required areas; As2+ 58
4.8. Deformacije strešnih plošče 59
4.8.1. Member 2D - concrete deformation - nonlinear with creep; Uz 59
4.8.2. Member 2D - concrete deformation - nonlinear with creep; Uz 59
5. Nadstrešek 60

2. Zasnova

Investitor Občina Ajdovščina želi ob igrišču v vasi Dolga Poljana zgraditi pomožni objekt. Objekt je zasnovan kot armirano betonska enoetažna okvirna konstrukcija s pomožnimi prostori in nadstrešnico. Glavni objekt - večnamenska dvorana je pravokotne tlorisne oblike konstrukcijskih dimenzij cca 9,15 x 15.35 m in višine 8,40 m v slemenu dvokapne strehe. Nižji del objekta je prav tako tlorisne oblike dimenzij 9,25 m x 4,80 m. Celoten objekt je temeljen plitvo na AB plošči debeline 30 cm. Stene dvorane so armirano betonske debeline 35 cm ter višine 6,74 m v kapu in 8,40 m v slemenu. Stene pomožnih prostorov so debeline 20 cm in višine 2,95 m merjeno od AB plošče. Strešna plošča dvorane je debeline 25 cm zasnovana kot dvokapnica s prečnim naklonom 20. Strešna plošča pomožnega objekta je debeline 20 cm, zaključena z atiko višine 60 cm in debeline 15 cm.
Vsi elementi konstruckije so izvedeni iz betona kvalitete C30/37 in armirani z rebrasto armaturo kvalitete B500(B),

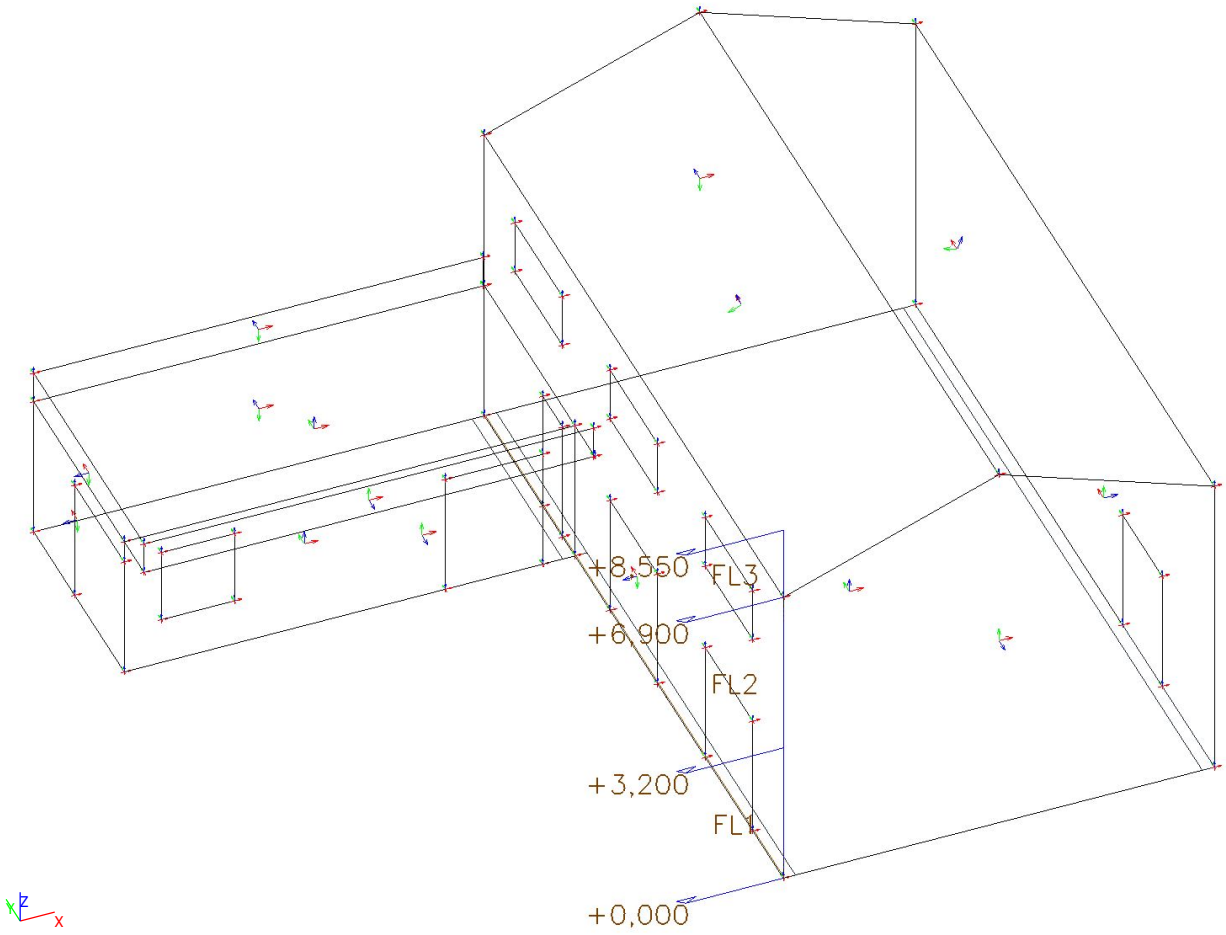

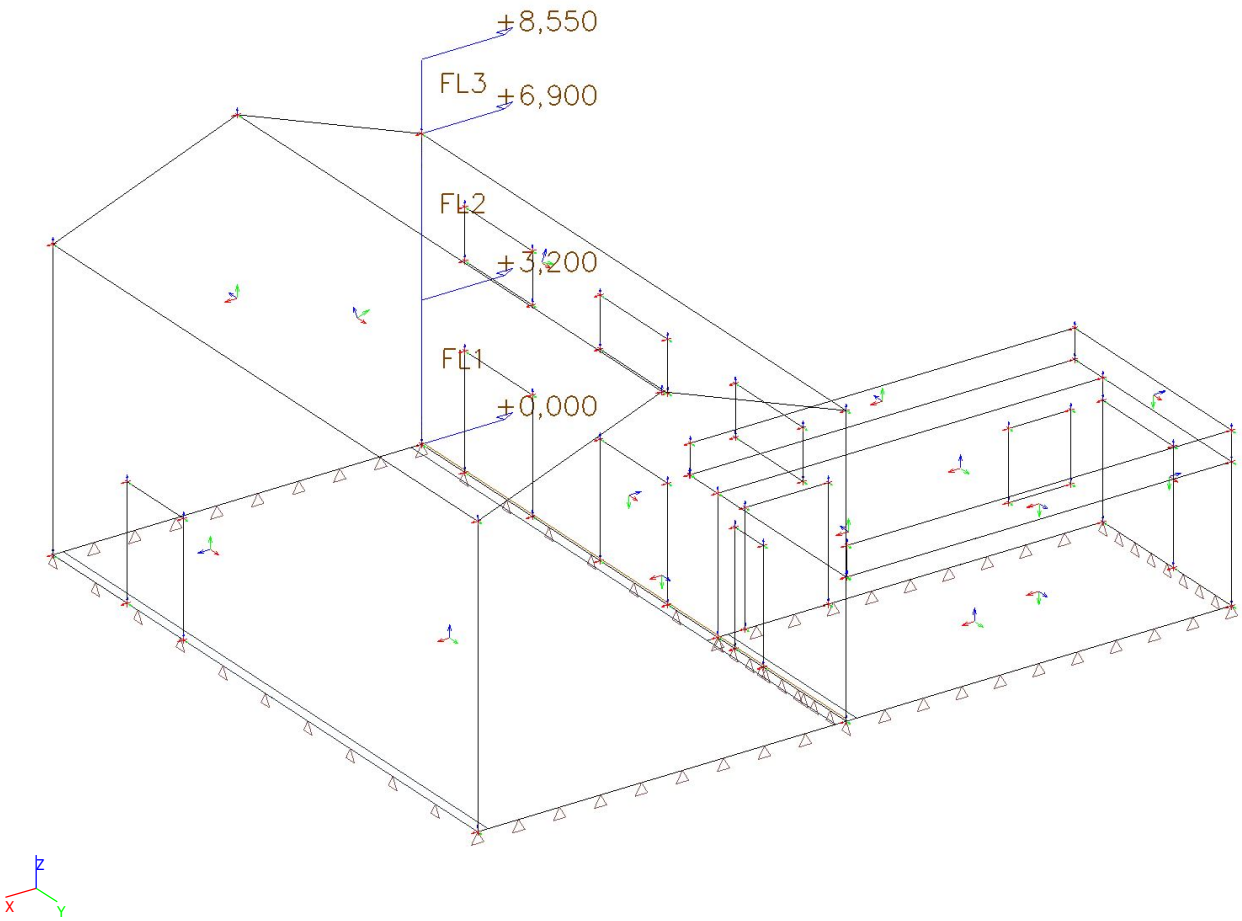
+8,550
FL3
+6,900
FL2
+3,200
FL1
+0,000
Z
X
Y

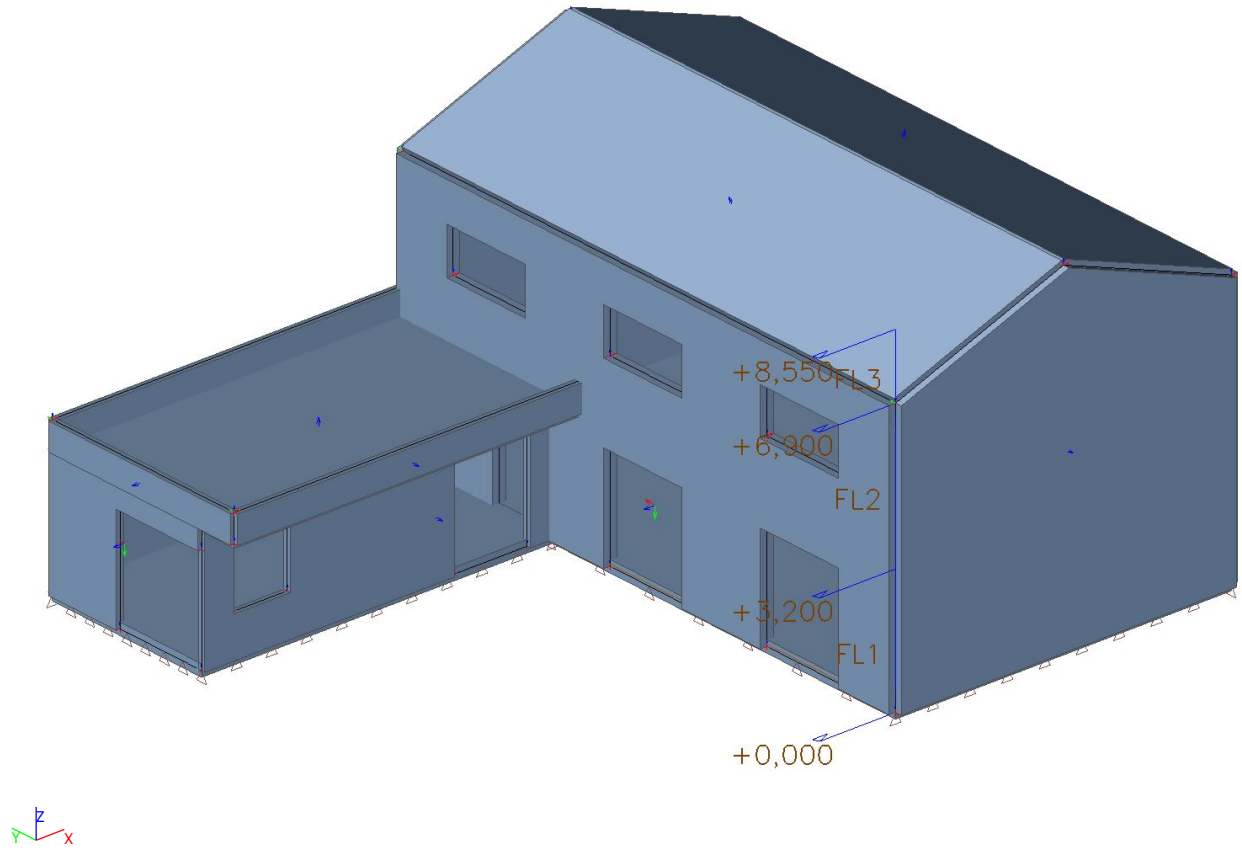
+8,550
FL3
+6,900
FL2
+3,200
FL1
+0,000
Z
Y
X

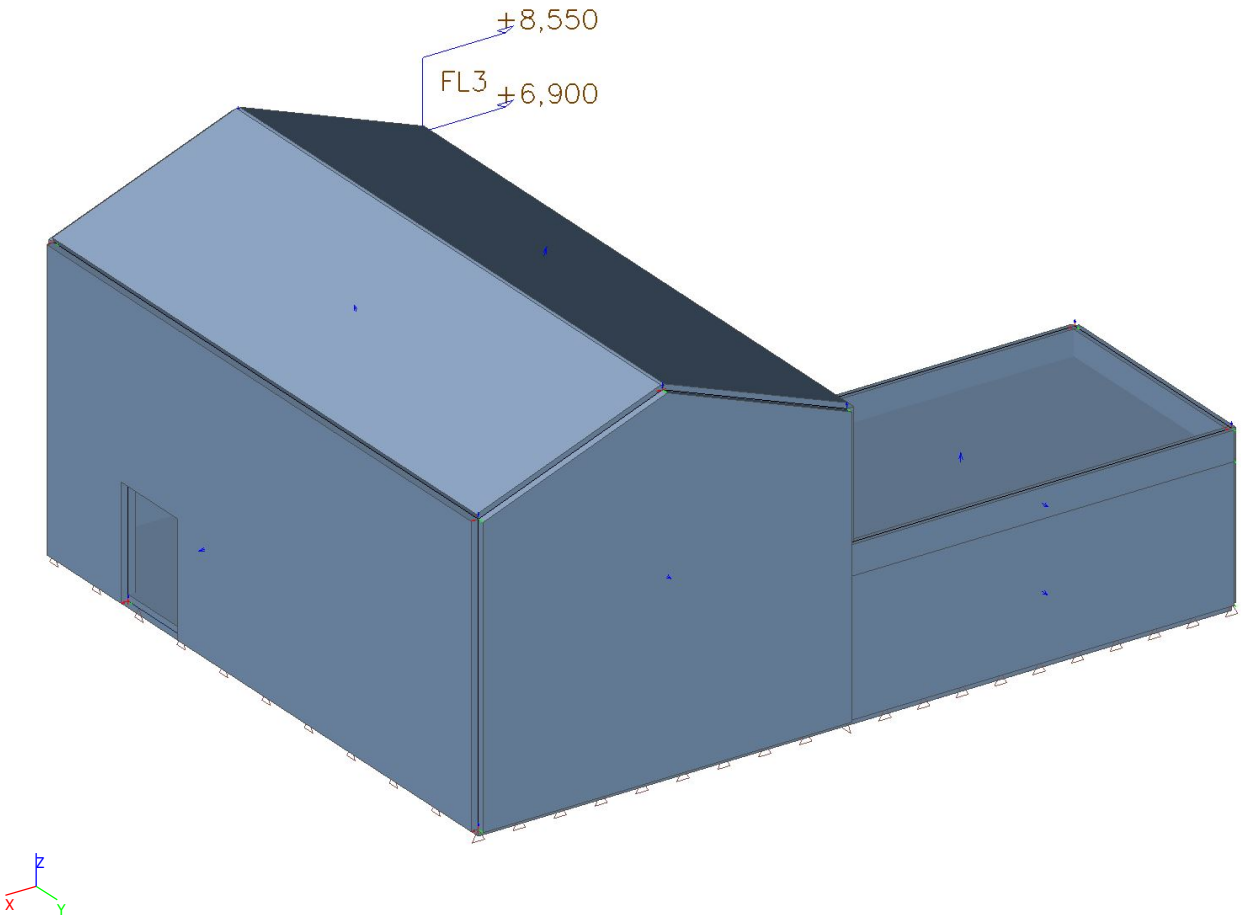

2.1. Materials

Reinforcement EC2

Name	Type	ρ [kg/m³]	E_{mod} [MPa]	G_{mod} [MPa]	α [m/mK]	$f_{y.k}$ [MPa]
B 500B	Reinforcement steel	7850,0	2,0000e+05	8,3333e+04	0,00	500,0

Concrete EN 1992-2

Name	Type	Unit mass [kg/m³]	E mod [MPa]	Poisson - nu	G mod [MPa]	Thermal exp [m/mK]	Colour
C30/37(EN1992-2)	Concrete	2500,0	3,2800e+04	0,2	1,3667e+04	0,00	

2.2. Podlaga

Name	C1x [MN/m³]	C1z	C1y [MN/m³]	Stiffness [MN/m³]	C2x [MN/m]	C2y [MN/m]
Sub1	5,0000e+01	Flexible	5,0000e+01	2,0000e+01	3,0000e+01	3,0000e+01

2.3. Nodes

Name	Coord X [m]	Coord Y [m]	Coord Z [m]
N1	0,000	15,070	0,000
N2	0,000	0,000	0,000
N3	8,870	0,000	0,000
N4	8,870	15,070	0,000
N5	0,000	10,505	0,000
N6	-9,270	10,505	0,000
N7	-9,270	15,070	0,000
N8	0,000	0,000	6,900
N9	0,000	15,070	6,900
N10	4,435	15,070	8,550
N11	8,870	15,070	6,900
N12	8,870	0,000	6,900
N13	4,435	0,000	8,550
N14	0,000	10,505	3,200
N15	-9,270	10,505	3,200
N16	-9,270	15,070	3,200

Name	Coord X [m]	Coord Y [m]	Coord Z [m]
N17	0,000	15,070	3,200
N20	-9,270	15,070	3,900
N25	-9,270	9,505	3,900
N26	-0,020	15,070	3,900
N27	-0,020	15,070	3,200
N33	0,000	1,535	2,700
N34	0,000	1,535	0,000
N35	0,000	3,935	0,000
N36	0,000	3,935	2,700
N37	0,000	6,335	2,700
N38	0,000	6,335	0,000
N39	0,000	8,735	0,000
N40	0,000	8,735	2,700
N41	0,000	11,125	2,700
N42	0,000	11,125	0,000
N43	0,000	12,125	0,000

Name	Coord X [m]	Coord Y [m]	Coord Z [m]
N44	0,000	12,125	2,700
N45	0,000	11,135	5,900
N46	0,000	11,135	4,700
N47	0,000	13,535	4,700
N48	0,000	13,535	5,900
N49	0,000	6,335	5,900
N50	0,000	6,335	4,700
N51	0,000	8,735	4,700
N52	0,000	8,735	5,900
N53	0,000	1,535	5,900
N54	0,000	1,535	4,700
N55	0,000	3,935	4,700
N56	0,000	3,935	5,900
N57	8,870	2,635	0,000
N58	8,870	2,635	2,700
N59	8,870	4,635	2,700

Name	Coord X [m]	Coord Y [m]	Coord Z [m]
N60	8,870	4,635	0,000
N61	-2,665	10,505	0,000
N62	-2,665	10,505	2,700
N63	-0,665	10,505	2,700
N64	-0,665	10,505	0,000
N65	-7,005	10,505	1,050
N66	-8,505	10,505	1,050
N67	-8,505	10,505	2,700
N68	-7,005	10,505	2,700
N69	-9,270	10,505	2,700
N70	-9,270	13,005	2,700
N71	-9,270	13,005	0,000
N72	-0,020	9,505	3,200
N73	-0,020	9,505	3,900
N75	-9,270	9,505	3,200
N76	0,000	9,505	3,200

2.4. 2D members

Name	Layer	Type	Analysis model	Material	Thickness type	Th. [mm]
S1	TP_dvorana	plate (90)	Standard	C30/37	constant	300
S2	TP_priz	plate (90)	Standard	C30/37	constant	300
S3	ST_dvorana	plate (90)	Standard	C30/37	constant	350
S4	ST_dvorana	plate (90)	Standard	C30/37	constant	350
S5	ST_dvorana	plate (90)	Standard	C30/37	constant	350
S6	ST_dvorana	plate (90)	Standard	C30/37	constant	350
S7	ST_priz	plate (90)	Standard	C30/37	constant	200
S8	ST_priz	plate (90)	Standard	C30/37	constant	200
S9	ST_priz	plate (90)	Standard	C30/37	constant	200
S10	STR_dvorana	plate (90)	Standard	C30/37	constant	250
S11	STR_dvorana	plate (90)	Standard	C30/37	constant	250
S12	STR_priz	plate (90)	Standard	C30/37	constant	200
S13	ST_priz	plate (90)	Standard	C30/37	constant	200
S14	ST_priz	plate (90)	Standard	C30/37	constant	200
S15	STR_priz	plate (90)	Standard	C30/37	constant	200

2.5. Storey

Name	Z-Bottom [m]	Height [m]
FL1	0,000	3,200
FL2	3,200	3,700
FL3	6,900	1,650
FL4	8,550	0,000

Explanations of symbols	
Z-Bottom	Z-Bottom
Height	Height

3. Obtežbe

3.1. Load cases

Name	Description	Action type	LoadGroup	Direction	Duration	Master load case
	Spec	Load type				
LT		Permanent	LG1	-Z		
		Self weight				
Stalna		Permanent	LG1			
		Standard				
Koristna dvorana		Variable	Koristna dvorana		Short	None
	Standard	Static				
Koristna prizidek		Variable	Koristna prizidek		Short	None
	Standard	Static				
Sneg		Variable	Sneg		Short	None
	Standard	Static				
Veter		Variable	Veter		Short	None
	Standard	Static				
Potres X		Variable	potres			None
	Seismicity	Dynamic				
Potres Y		Variable	potres			None
	Seismicity	Dynamic				
zemljina		Permanent	LG1			
		Standard				

3.2. Load groups

Name	Load	Relation	Type
LG1	Permanent		
Koristna dvorana	Variable	Standard	Cat C : Congregation
Koristna prizidek	Variable	Standard	Cat B : Offices
Sneg	Variable	Standard	Snow
Veter	Variable	Standard	Wind
potres	Seismic	Together	

3.3. Combinations

Name	Description	Type	Load cases	Coeff. [-]
MSN		EN-ULS (STR/GEO) Set B	LT	1,00
			Stalna	1,00
			Koristna dvorana	1,00
			Koristna prizidek	1,00
			Sneg	1,00
			Veter	1,00
			zemljina	1,00
MSU_karakteristicna		EN-SLS Characteristic	LT	1,00
			Stalna	1,00
			Koristna dvorana	1,00
			Koristna prizidek	1,00
			Sneg	1,00
			Veter	1,00
			zemljina	1,00
Potres		EN-Seismic	LT	1,00
			Stalna	1,00
			Koristna dvorana	1,00
			Koristna prizidek	1,00
			Potres X	1,00
			Potres Y	1,00

3.4. Result classes

Name	List
GEO	MSN - EN-ULS (STR/GEO) Set B
	Potres - EN-Seismic

3.5. Lastna teža

Program upošteva lastno težo samodejno na podlagi podane geometrije in podatkov o prostorninski teži materiala.

3.6. Stalna teža

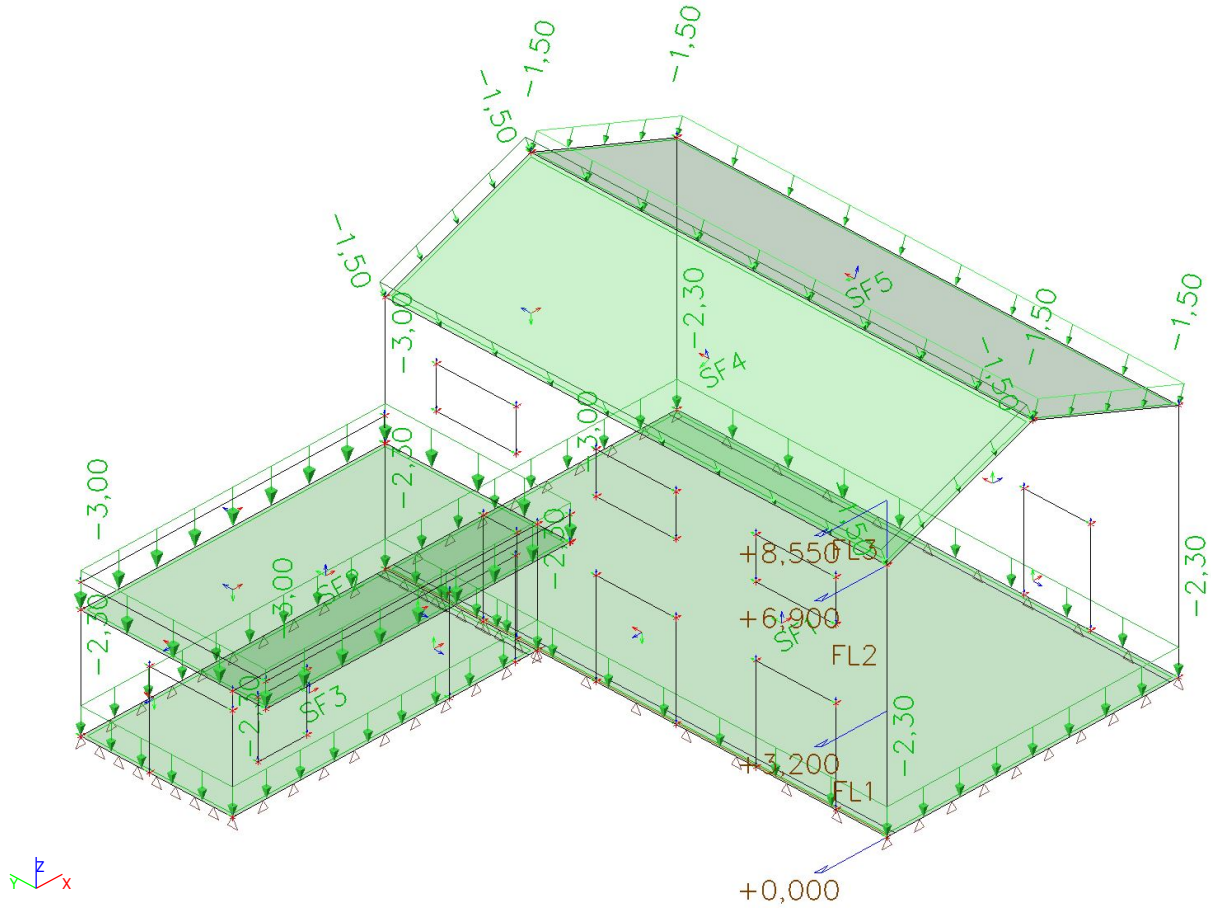

1. Dvorana:
- finalni tlak: 0,02 x 22 = 0,44 kN/m2
- estrih: 0,07 x 24 = 1,68 kN/m2
- TI: 0,10 kN/m2

Skupaj: 2,22 kN/m2

2. Streha dvokapna:
- koric: 0,60 kN/m2
- 2x letve: 0,15 /m2
- TI: 0,20 kN/m2
- fotovoltaika (rezerva): 0,50 kN/m2

Skupaj:1,45 kN/m2

2. Streha ravna:
- prod: 0,1 x 22 = 2,20 kN/m2
- TI: 0,20 kN/m2
- folija: 0,10 kN/m2

Skupaj:2,50 kN/m2

3.7. Koristna obtežba

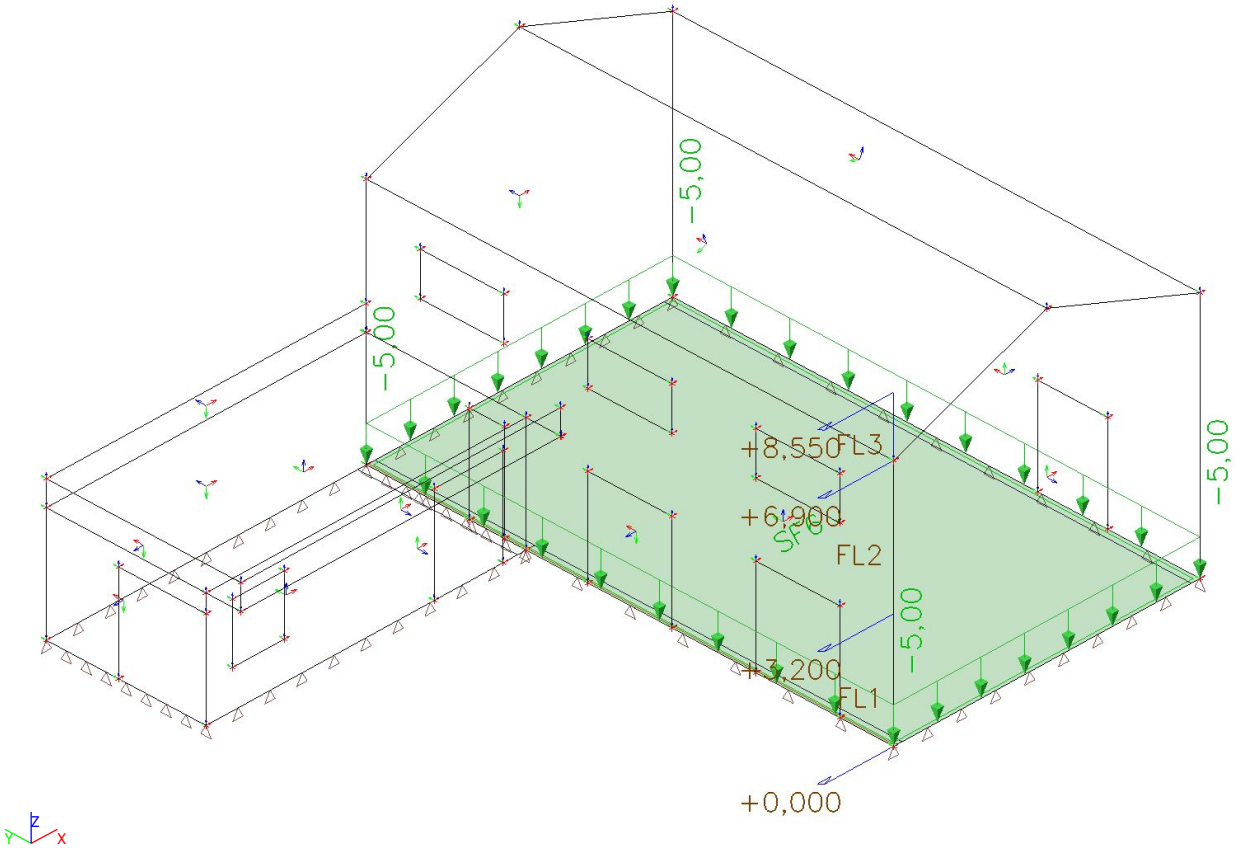

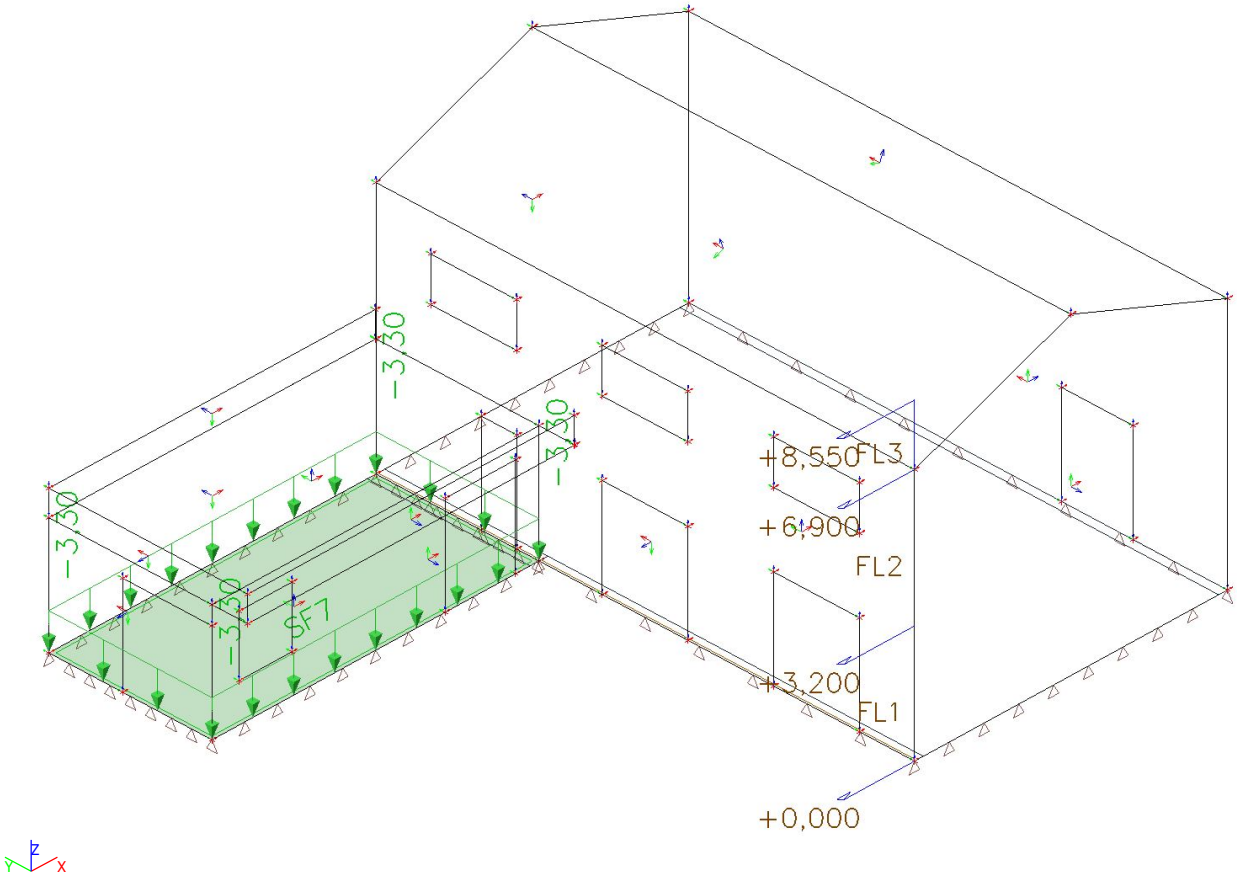

V dvorani je upoštevana kategorija C in kosritna obtežba v velikosti 5,0 kN/m2. V pomožnem prostoru je upoštevana koristna obtežba 2,50 kN/m2 in dodatek predelnih sten v velikosti 0,80 kN/m2.

3.8. Sneg

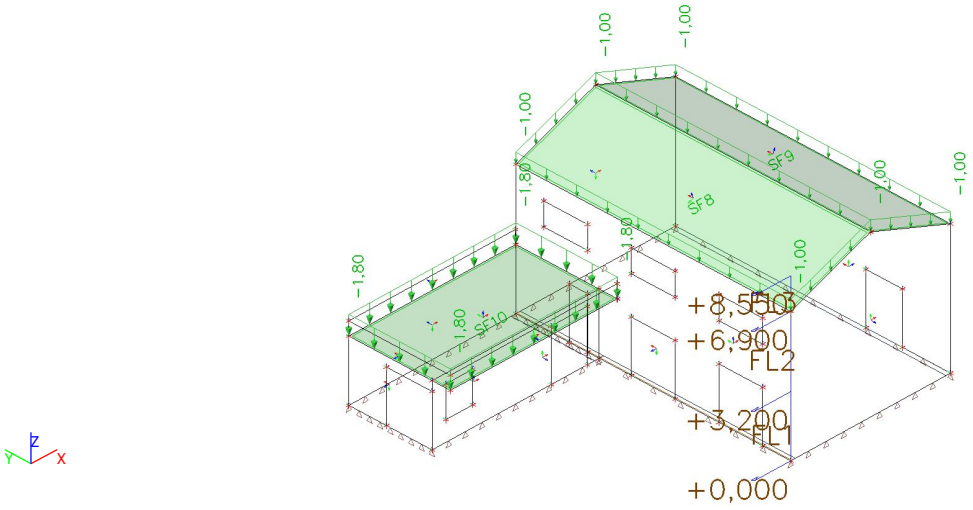

Cona A1 pod 200 m: Osnovna obtežba na tleh 1,20 kN/m2
- na dvokapni strehi upoštevam oblikovni koeficient 0,80: 1,20 x 0,80 = 0,96 kN/m2
- ma ravni strehi upoštevam zastajanje snega: obtežba znaša 1,80 kN/m2

3.9. Veter

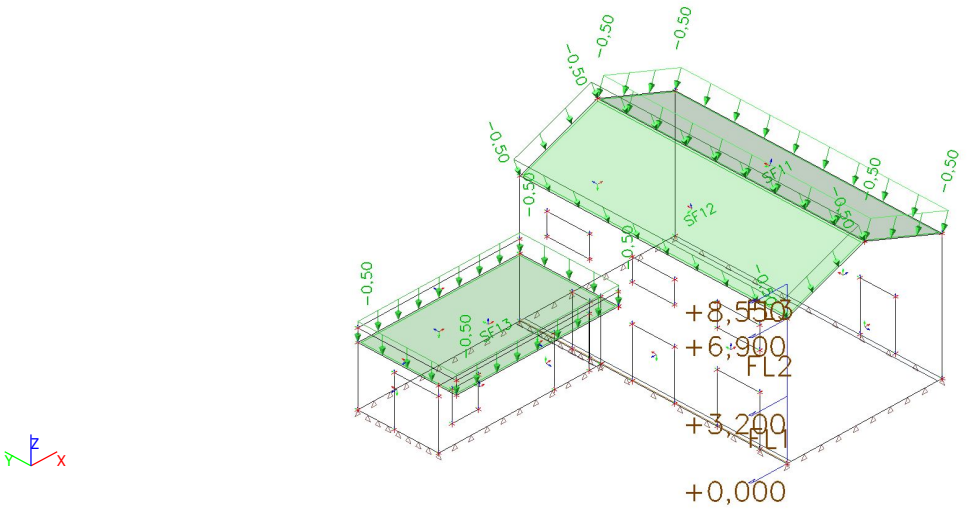

HITROST VETRA								
v_{ref}=	30	m/s	… referenčna hitrost vetra					
v_b=	30	m/s	… c_{dir}=1, $c_{seasson}$=1					
$v_m(z)$=	22.7	m/s	= $c_r(z) \times c_0(z) \times v_b$			… srednja hitrost vetra - tč. 4.3, izraz (4.3)		
			cr(z)=	0.755	…= k_r x ln(z/z_0) … $z_{min} \leq z \leq$ 200m		… faktor hrapavosti - tč. 4.3.2, izraz (4.4)	
					k_r=	0.215389	= 0,19 × $(z_0/z_{0,II})^{0,07}$	… faktor terena - tč. 4.3.2, izraz (4.5)
					z=	10	… višina	
					z_o=	0.3	… preg. 4.1, kat. terena 2, tč 4.3.2	
					z_{min}=	4	… preg. 4.1, kat. terena 2, tč 4.3.2	
					$z_{o,II}$=	0.05	… preg. 4.1, kat. terena 2, tč 4.3.2	
			$c_0(z)$=	1	… faktor hribovitosti			
TLAK VETRA								
ρ =	1.25	kg/m^3	… gostota zraka					
$q_p(z_e)$ =	**0.96**	kN/m^2	=[1+7×$I_v(z)$] × 1/2 × ρ × $v^2_m(z)$			… tlak pri največjih hitrostih pri sunkih vetra na višini z - tč. 4.5, izraz 4.8		

Vetera na stene ne upoštevam saj je merodajna poresna obtežba. Veter je upoštevan samo kot tlak na površini strehe v velikosti 0,50 kN/m2.

3.10. Potresna obtežba

3.10.1. Spekter

Name UniqueID	Type drawing	Info	Drawing
Spekter	Period	Type code - Eurocode Subsoil type - A Direction - Horizontal Spectrum type - type 1 coeff accel. ag - 0.225 ag - design acceleration - 2.20725 beta - 0.2 q - behaviour factor - 3	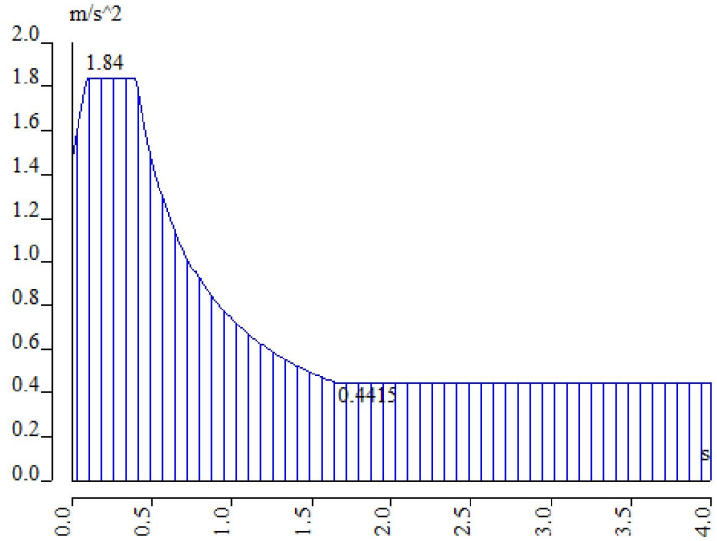

3.10.2. Mass groups

Name	Load case
LT	LT
ST	Stalna
KO1	Koristna dvorana
KO2	Koristna prizidek

3.10.3. Combination of mass groups

Name	Mass group	Coeff. [-]
CM1	LT	1,00
	ST	1,00
CM1/1 - 5,97		
CM1/2 - 7,07		
CM1/3 - 9,77		
CM1/4 - 13,62		
CM1/5 - 15,51		
CM1/6 - 16,77		
CM1/7 - 18,91		
CM1/8 - 19,72		
CM1/9 - 20,49		
CM1/10 - 24,16		
CM1/11 - 28,45		
CM1/12 - 29,02		
CM1/13 - 29,60		
CM1/14 - 33,00		
CM1/15 - 35,64		

3.10.4. Calculation protocol

Solution of Free Vibration

Number of 2D elements	**2976**
Number of 1D elements	**0**
Number of mesh nodes	**3034**
Number of equations	**18204**
Combination of mass groups	MC 1 CM1
Number of frequencies	15
Method	Lanczos
Bending theory	Mindlin
Type of analysis model	Standard using improved reduced system (IRS)
Start of calculation	04.03.2026 22:32
End of calculation	04.03.2026 22:32

Sum of masses

[kg]	X	Y	Z
Combination of mass groups 1	638372.57	638372.57	638372.57

Modal participation factors

Mode	Omega [rad/s]	Period [s]	Freq. [Hz]	Wxi / Wxtot	Wyi / Wytot	Wzi / Wztot	Wxi_R / Wxtot_R	Wyi_R / Wytot_R	Wzi_R / Spectral
1	37.4921	0.1676	5.9670	0.2058	0.1785	0.0043	0.2651	0.1969	0.0129
2	44.4258	0.1414	7.0706	0.1751	0.1630	0.0701	0.3462	0.3015	0.0025
3	61.4047	0.1023	9.7729	0.0364	0.0170	0.8239	0.0096	0.0205	0.0087
4	85.5780	0.0734	13.6202	0.0099	0.0198	0.0148	0.0435	0.1271	0.5203
5	97.4646	0.0645	15.5120	0.0082	0.0308	0.0036	0.0074	0.0004	0.0939
6	105.3477	0.0596	16.7666	0.1139	0.1530	0.0046	0.1122	0.1163	0.3082
7	118.8296	0.0529	18.9123	0.1766	0.1151	0.0128	0.0535	0.1262	0.0053
8	123.9131	0.0507	19.7214	0.0265	0.1956	0.0182	0.1151	0.0076	0.0046
9	128.7398	0.0488	20.4896	0.0586	0.0059	0.0001	0.0042	0.0251	0.0007
10	151.7911	0.0414	24.1583	0.0503	0.0083	0.0011	0.0066	0.0250	0.0018
11	178.7450	0.0352	28.4482	0.0000	0.0006	0.0196	0.0002	0.0034	0.0013
12	182.3206	0.0345	29.0172	0.0035	0.0193	0.0203	0.0001	0.0014	0.0006
13	185.9623	0.0338	29.5968	0.0129	0.0338	0.0046	0.0128	0.0002	0.0032
14	207.3341	0.0303	32.9982	0.0748	0.0047	0.0000	0.0083	0.0351	0.0007
15	223.9443	0.0281	35.6418	0.0099	0.0046	0.0001	0.0010	0.0071	0.0042
				0.9624	0.9500	0.9981	0.9860	0.9937	0.9689

Seismicity

Number of 2D elements **Number of 1D elements** **Number of mesh nodes**	**2976** **0** **3034**
Mass in analysis	Participation mass only
Signed results	No
Loadcase	Potres X
Combination of mass groups	CM1
Bending theory	Mindlin
Type of analysis model	Standard using improved reduced system (IRS)
Start of calculation	04.03.2026 22:32
End of calculation	04.03.2026 22:32

Seismicity

Number of 2D elements **Number of 1D elements** **Number of mesh nodes**	**2976** **0** **3034**
Mass in analysis	Participation mass only
Signed results	No
Loadcase	Potres Y
Combination of mass groups	CM1
Bending theory	Mindlin
Type of analysis model	Standard using improved reduced system (IRS)
Start of calculation	04.03.2026 22:32
End of calculation	04.03.2026 22:32

3.10.5. 1. nihajna oblika

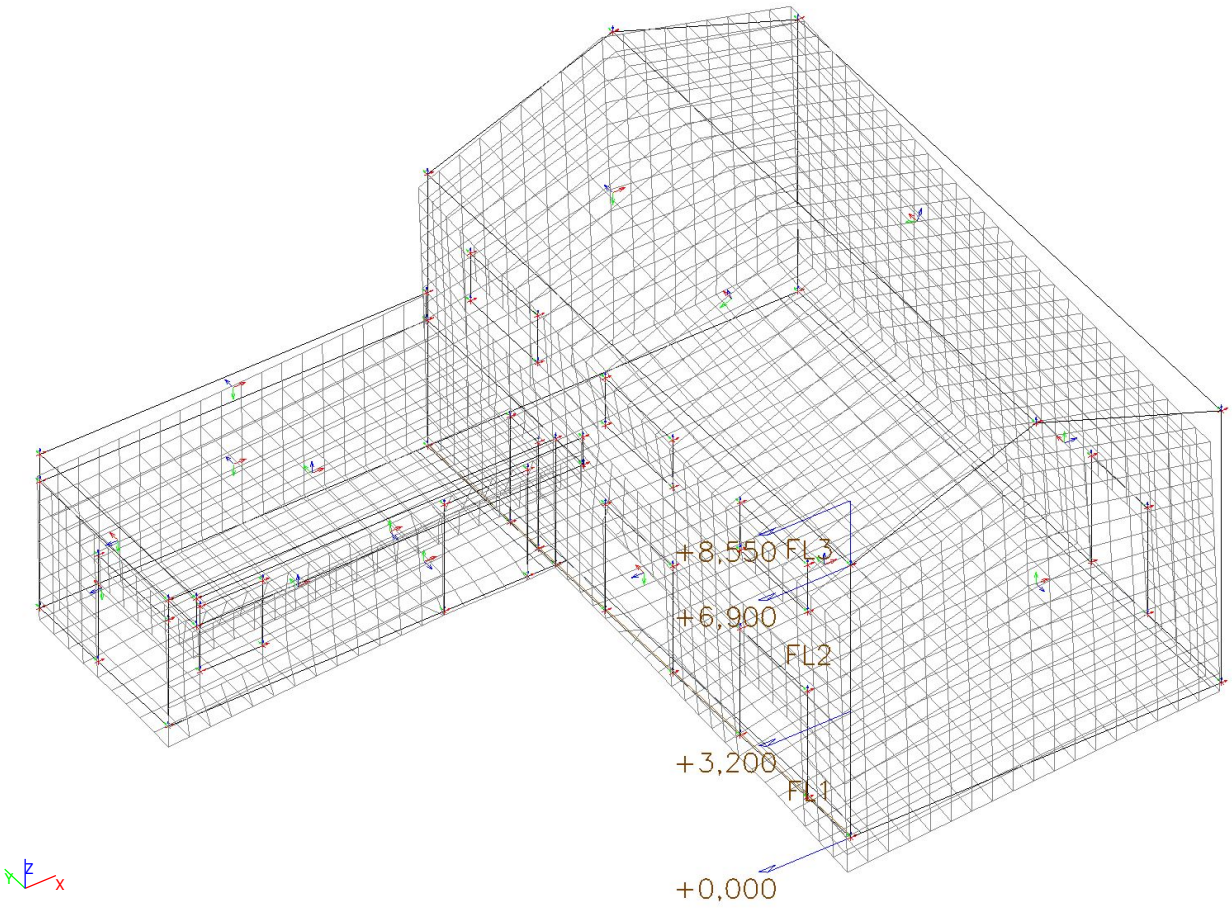

3.10.6. 2. nihajna oblika

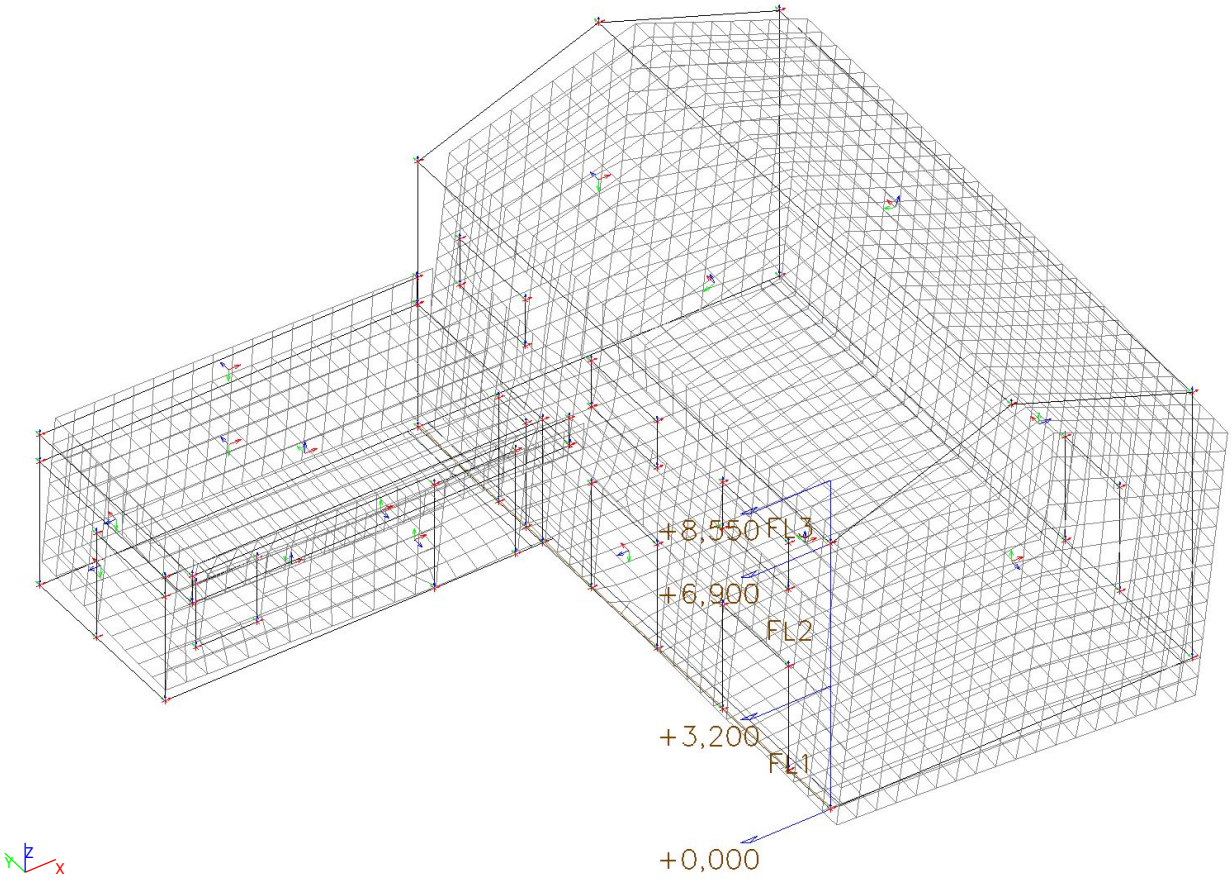

3.10.7. 3. nihajna oblika

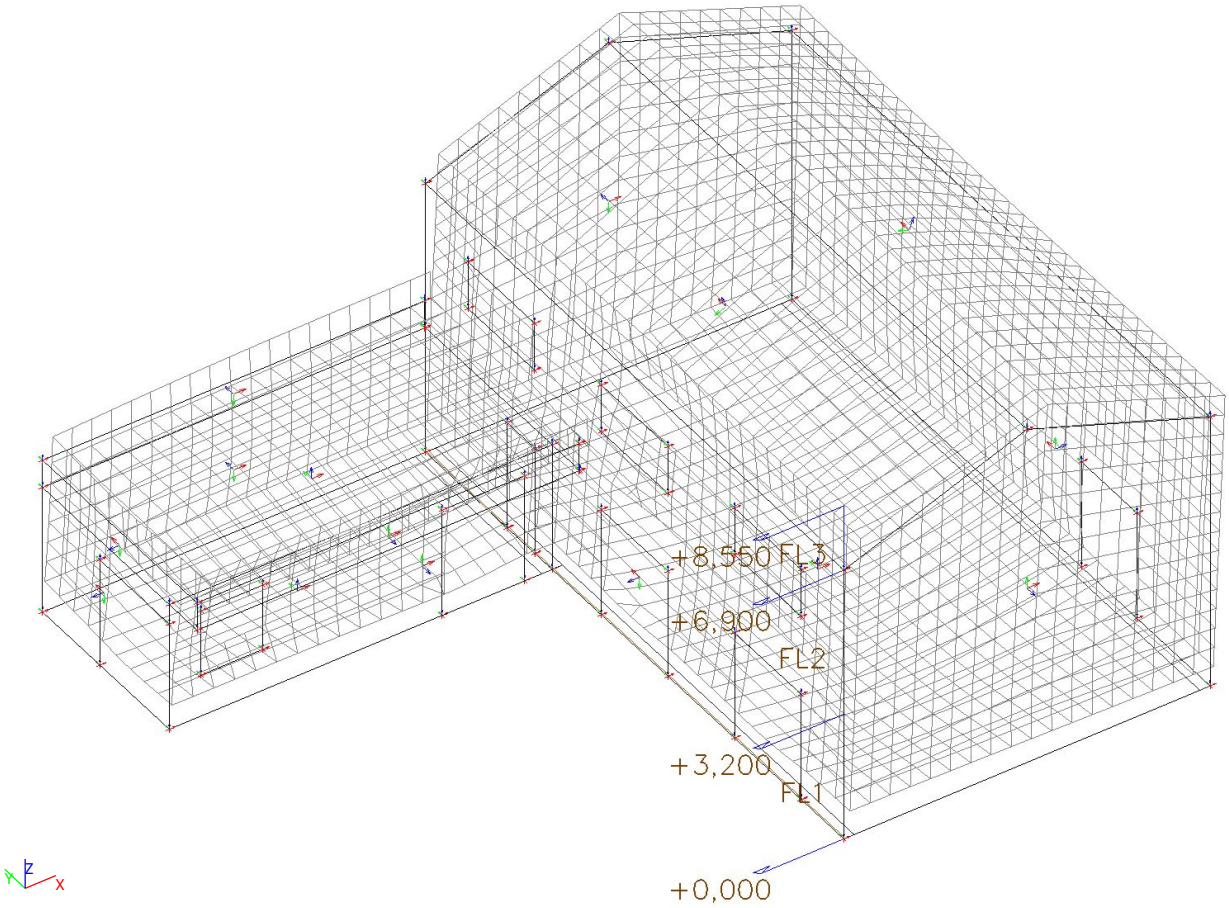

4. Rezultati

V nadaljevanju so prikazani rezulati analize. Najprej prikazujemo notranje statične količine za MSN in potresno kombinacijo ter nato izračun armature v posameznih elementih kot rezultat ovojnice MSN in potresne kombinacije. Armatura v robnih elementih in stenah v kritičnih območjih je določena skladno s pravili v SIST EN 1998-1.

4.1. Talna plošča

4.1.1. Kontaktne napetosti MSN

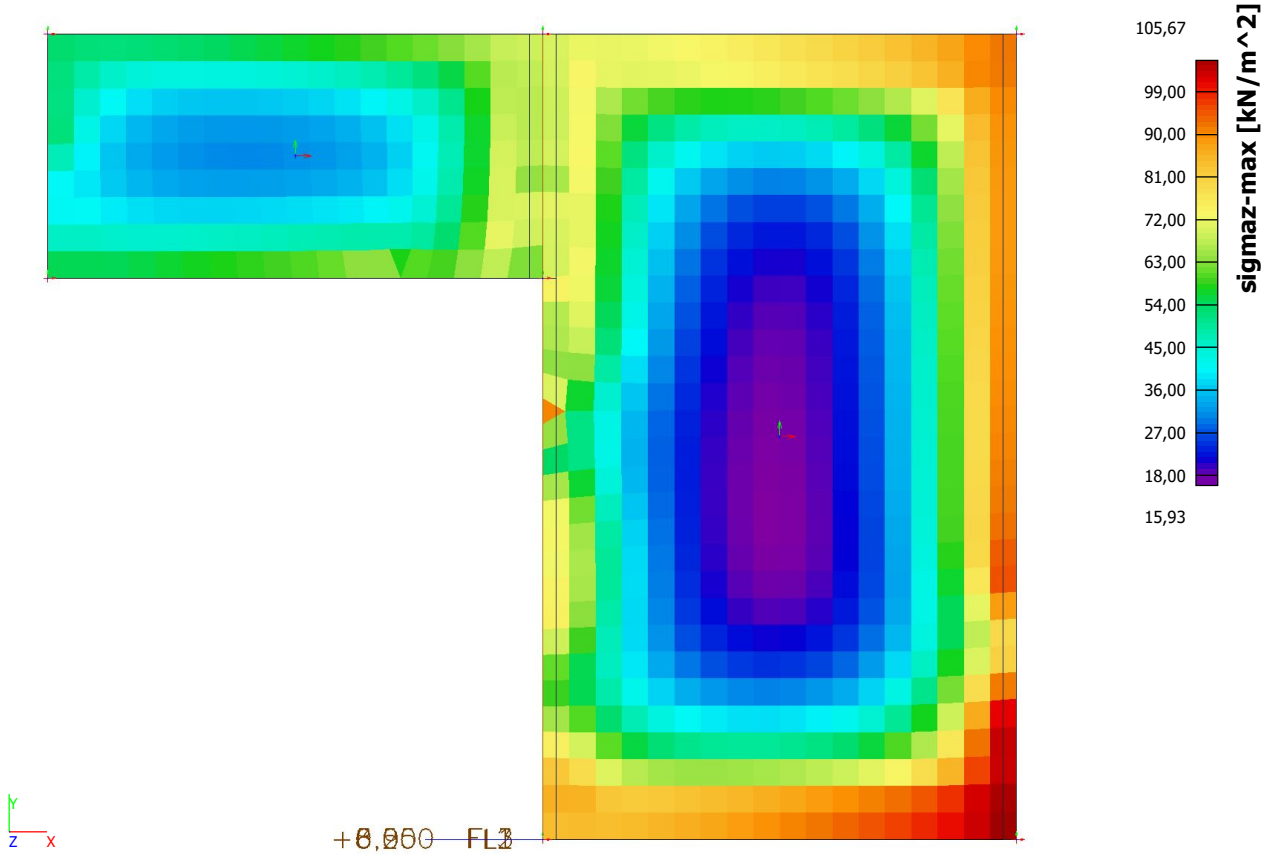

4.1.2. Kontaktne napetosti MSU

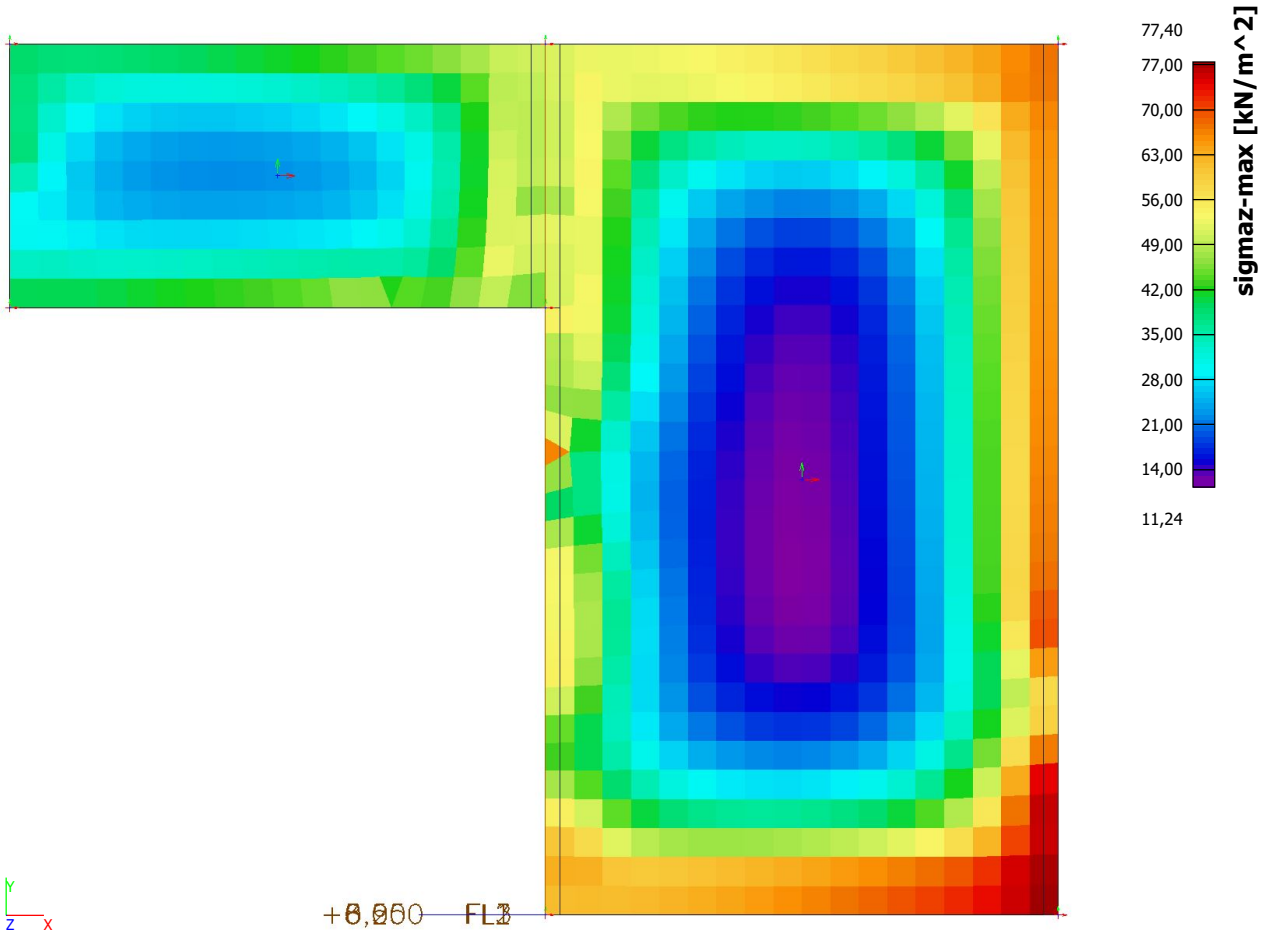

Dovoljene napetosti skladno z geomehanskim poročilom znašajo 250 kPa. Dosežene napetosti v izračunih so recej nižje - cca 110 kPa v MSN in 80 kPa v MSU.

4.1.3. MSN

4.1.3.1. NSK - mx

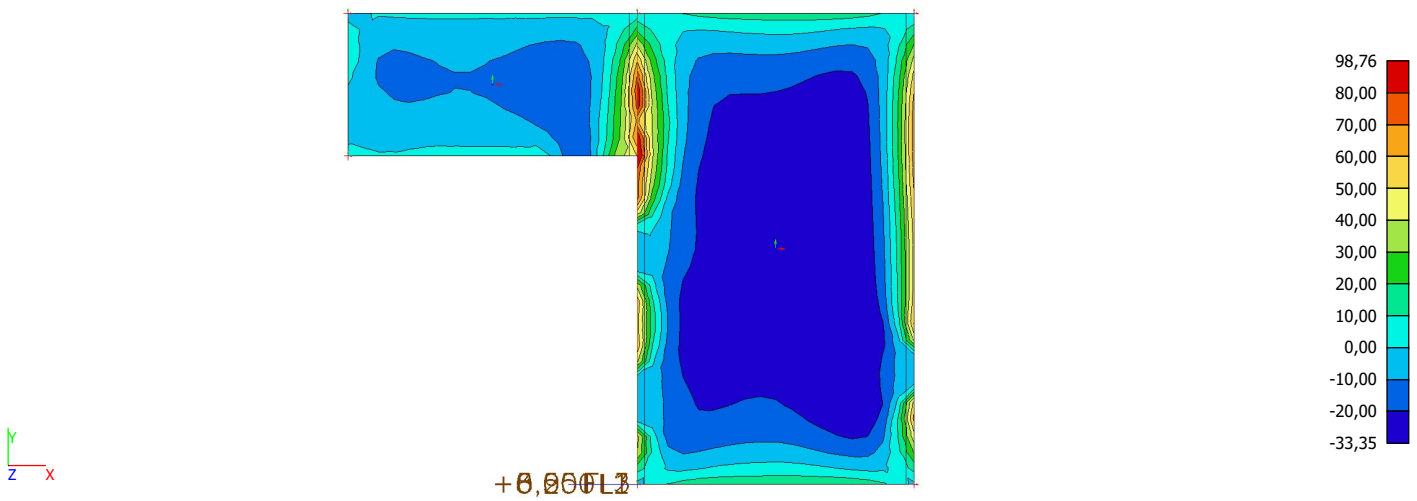

4.1.3.2. NSK - my

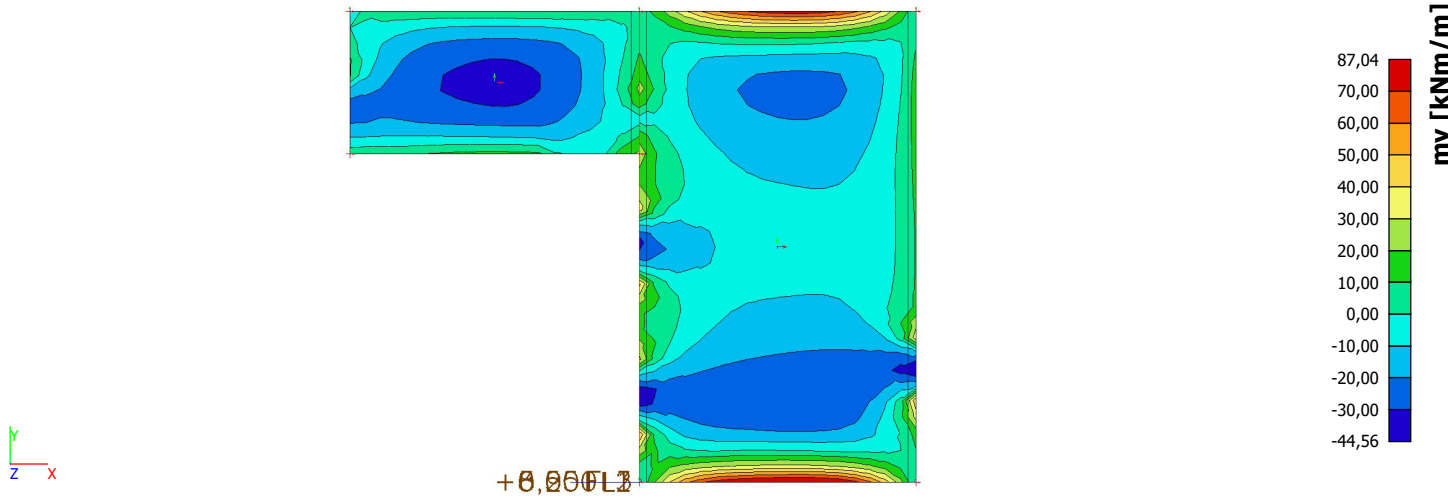

4.1.3.3. NSK - vx

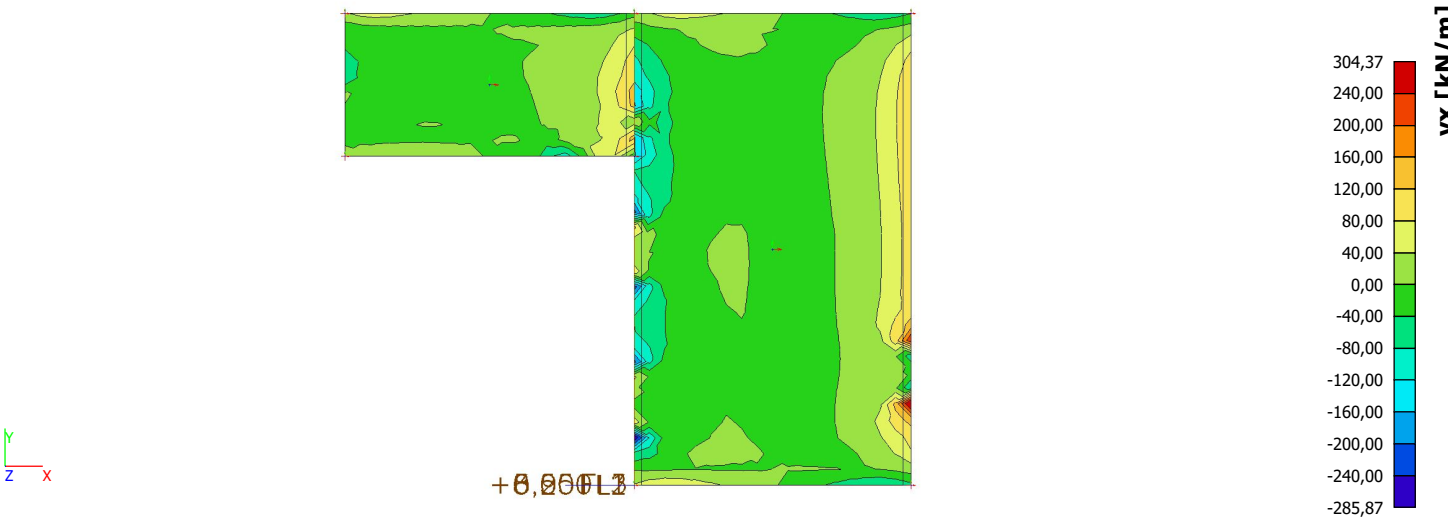

4.1.3.4. NSK - vy

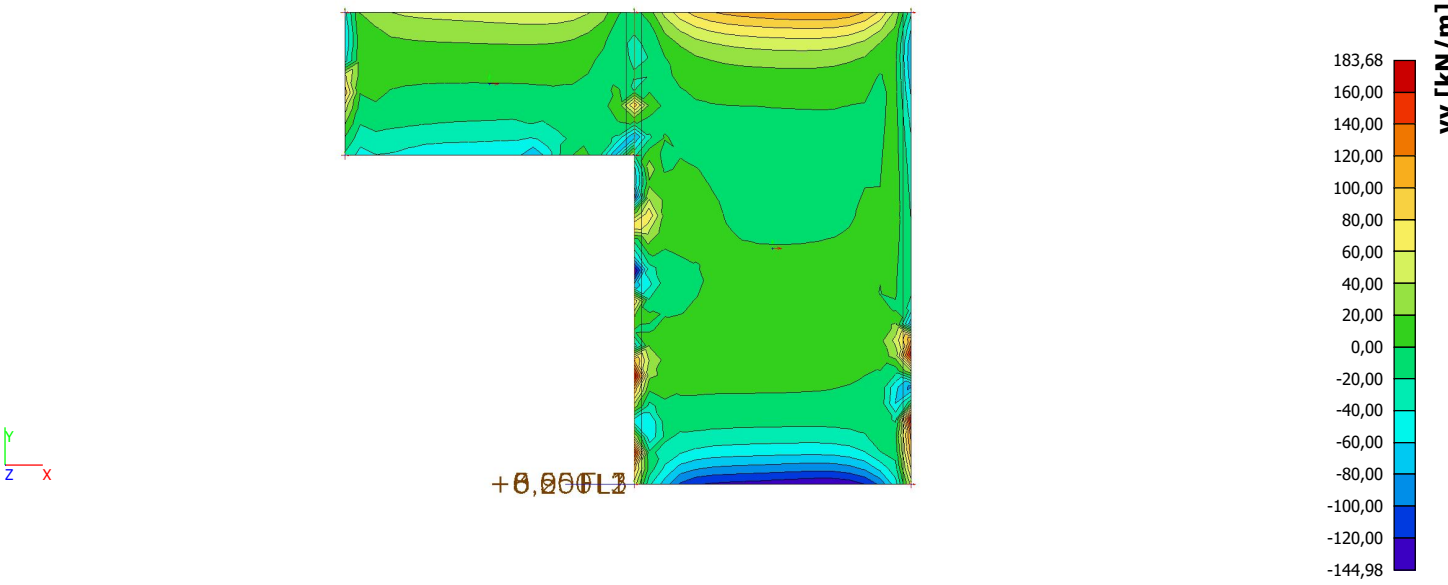

4.1.3.5. NSK - nx

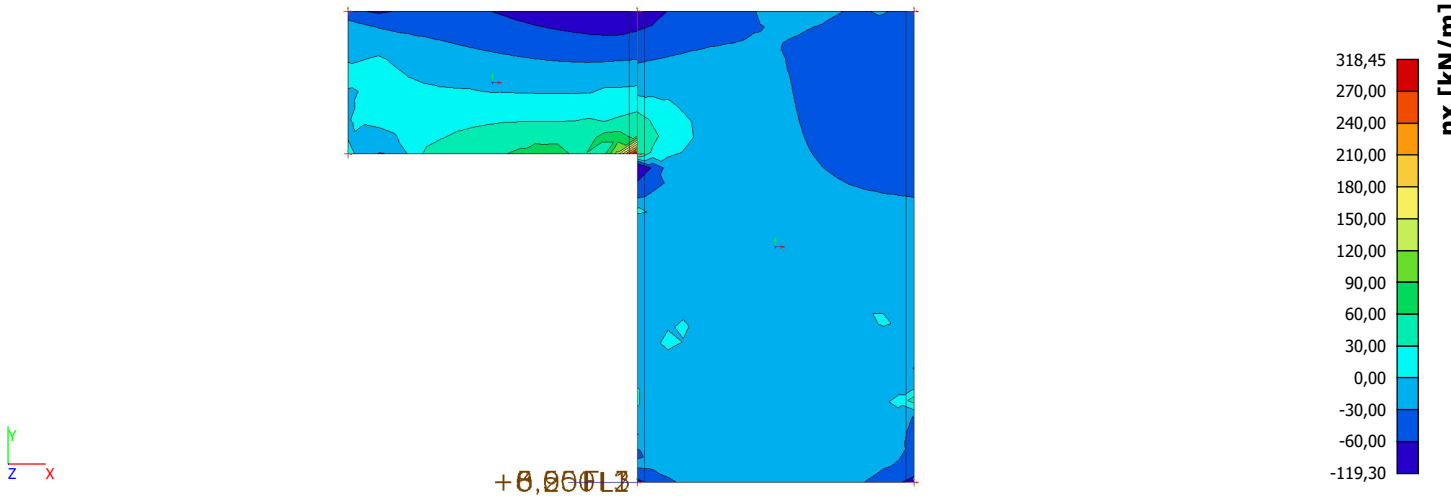

4.1.3.6. NSK - ny

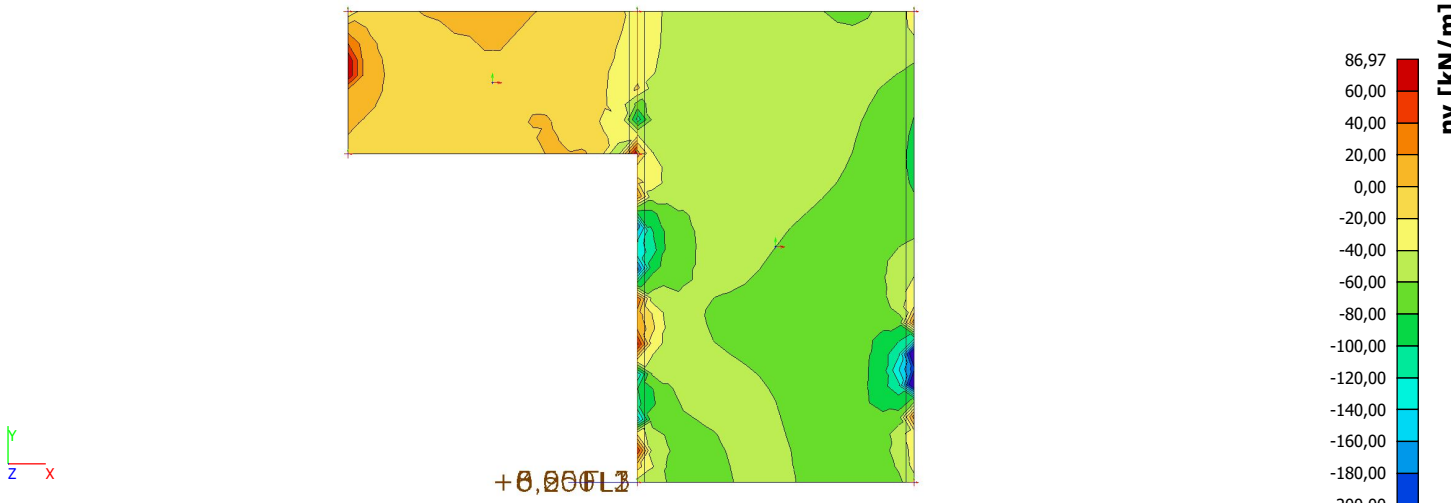

4.1.4. Potres

4.1.4.1. NSK - mx

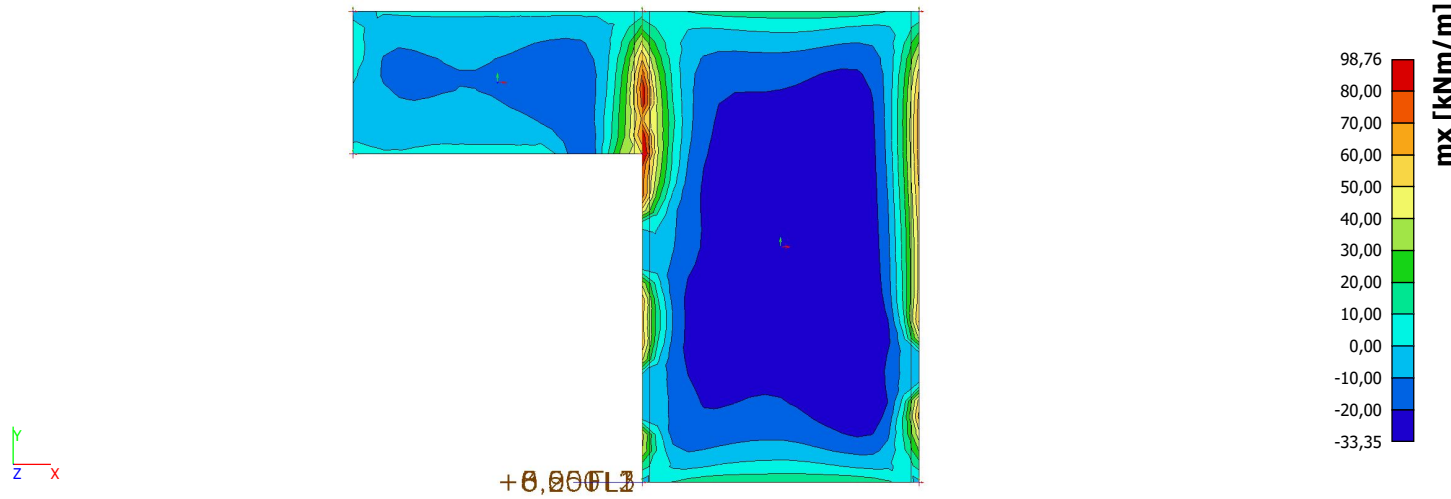

4.1.4.2. NSK - my

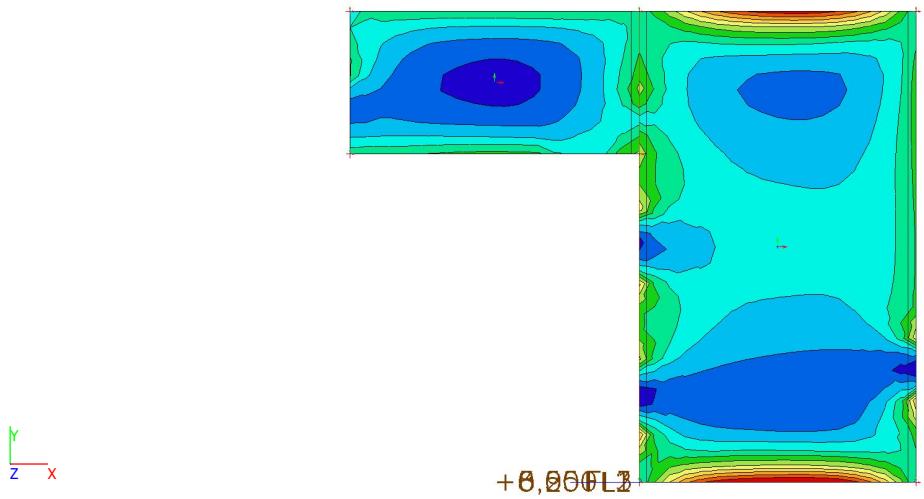

4.1.4.3. NSK - vx

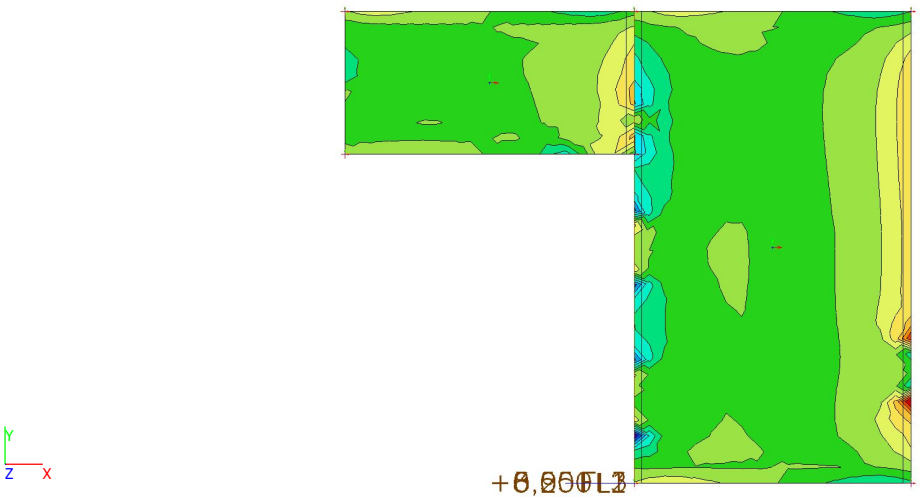

4.1.4.4. NSK - vy

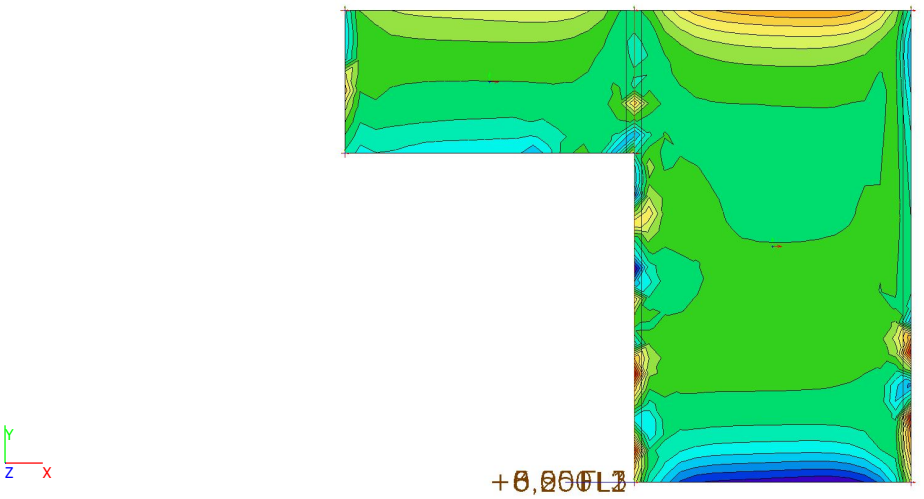

4.1.4.5. NSK - nx

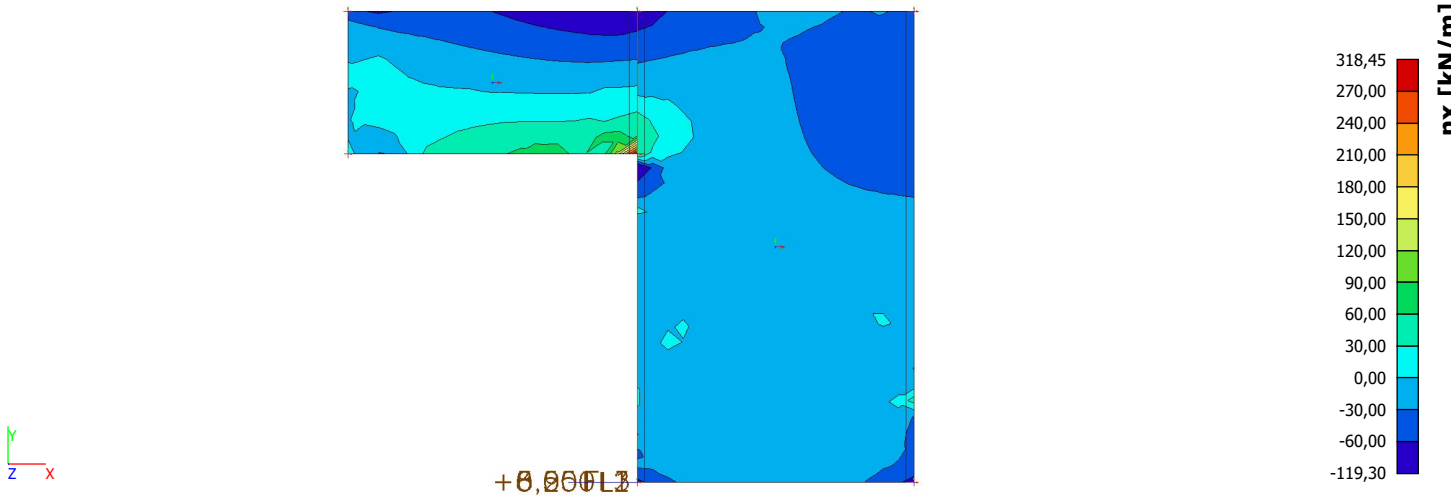

4.1.4.6. NSK - ny

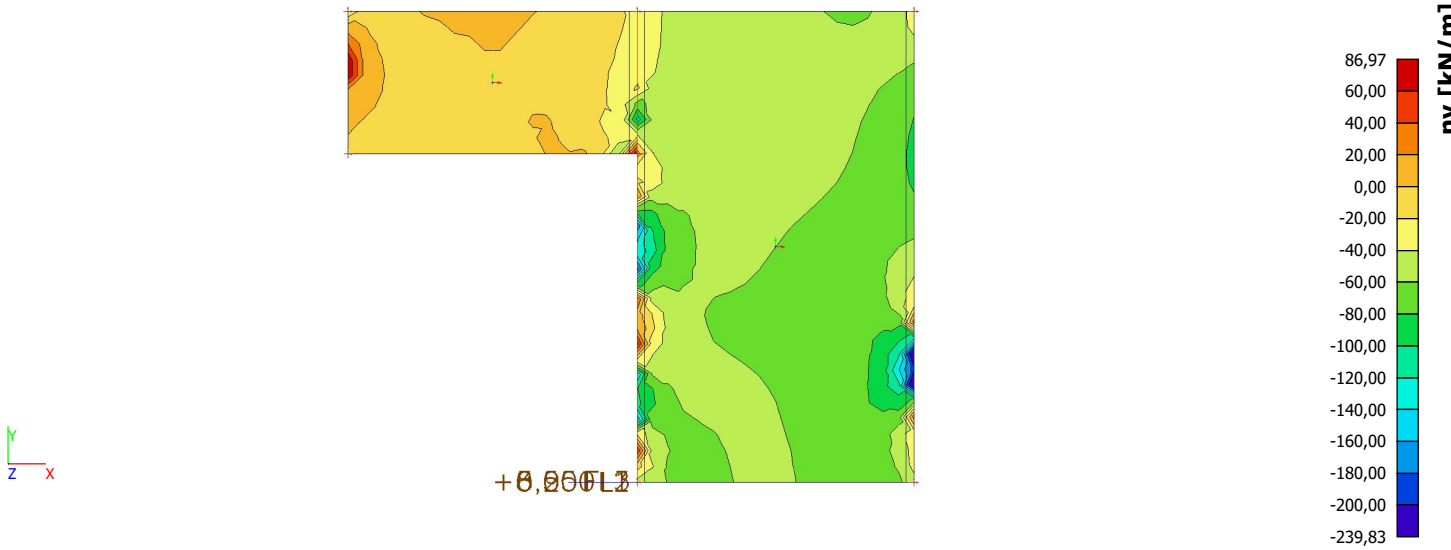

4.1.5. Armatura

4.1.5.1. Member 2D - design - required areas; As1-

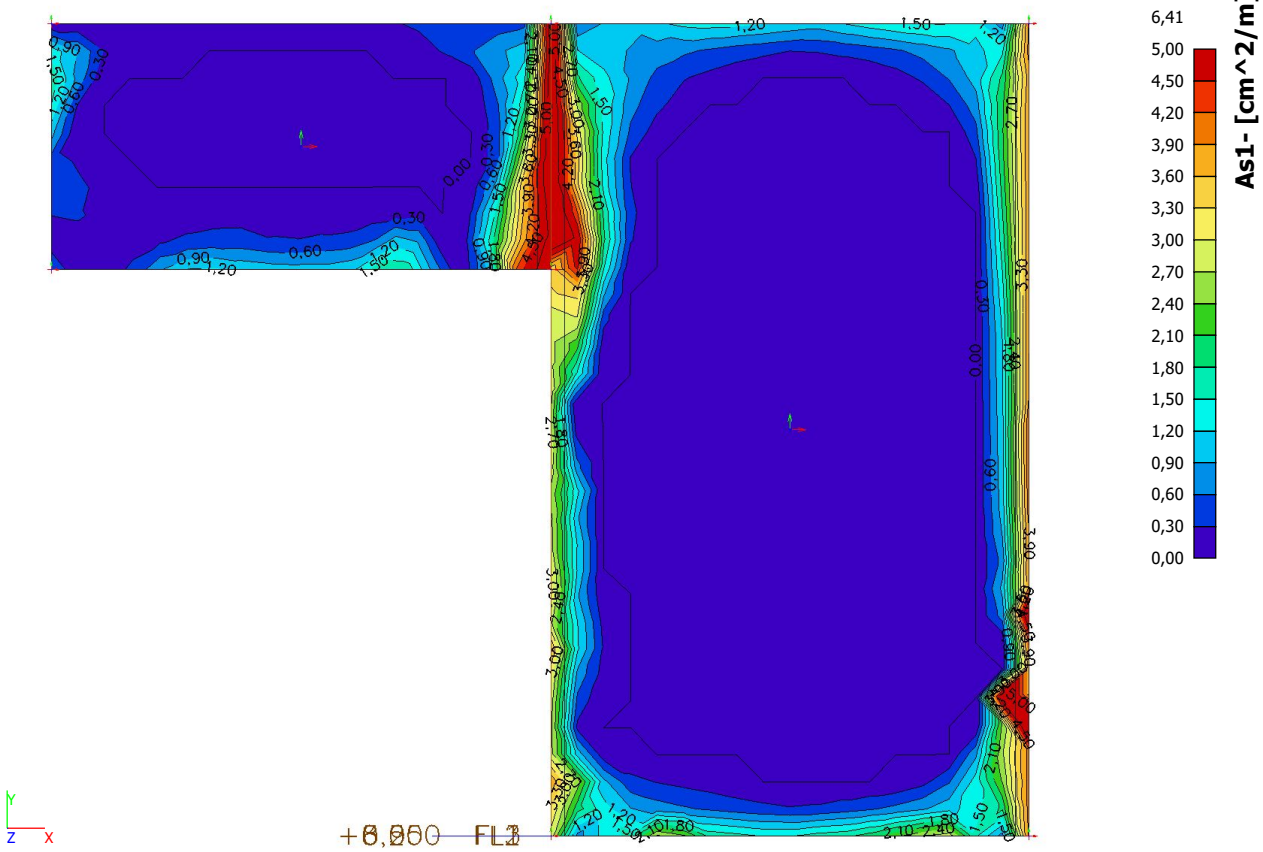

4.1.5.2. Member 2D - design - required areas; As2-

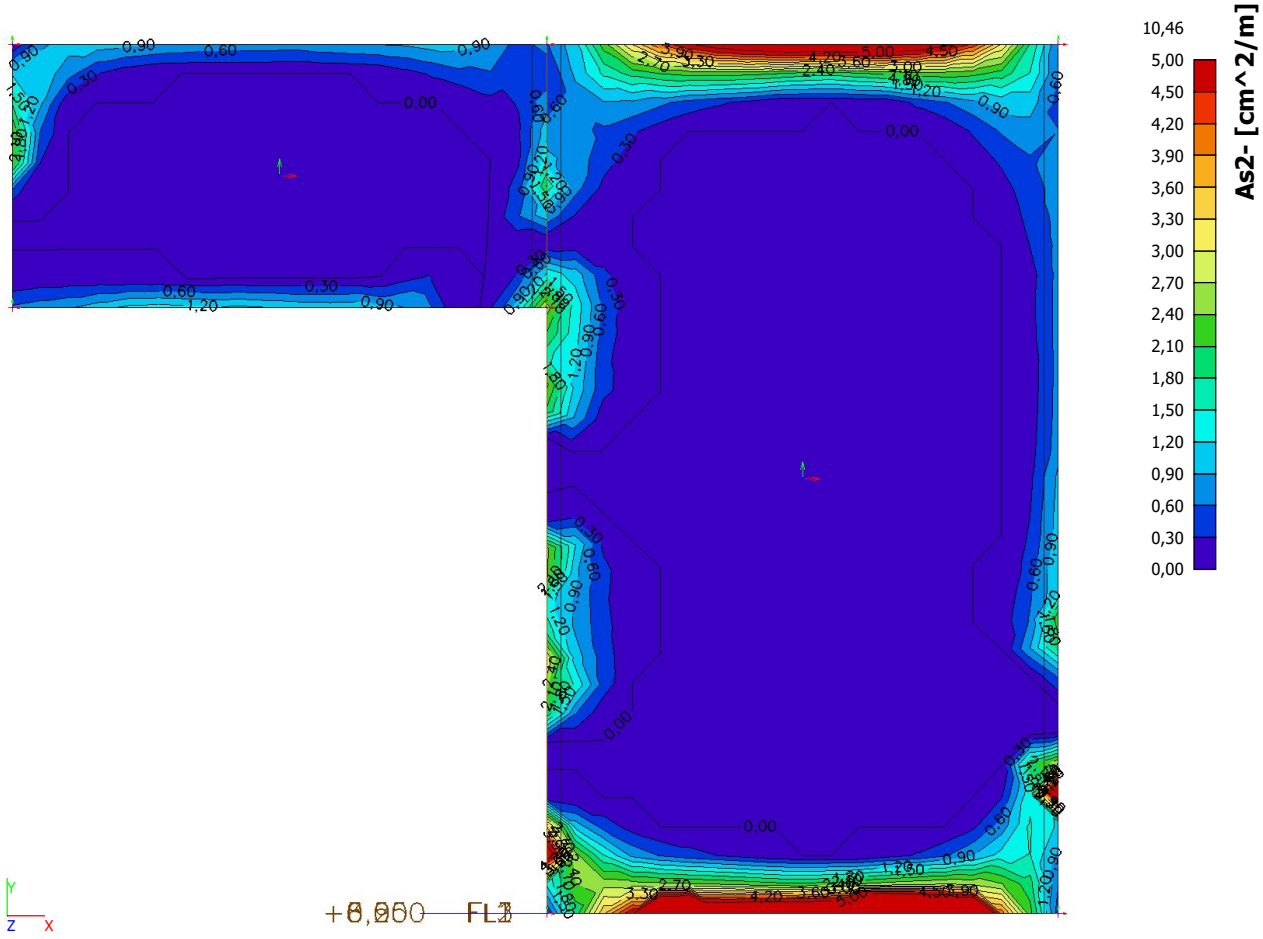

4.1.5.3. Member 2D - design - required areas; As1+

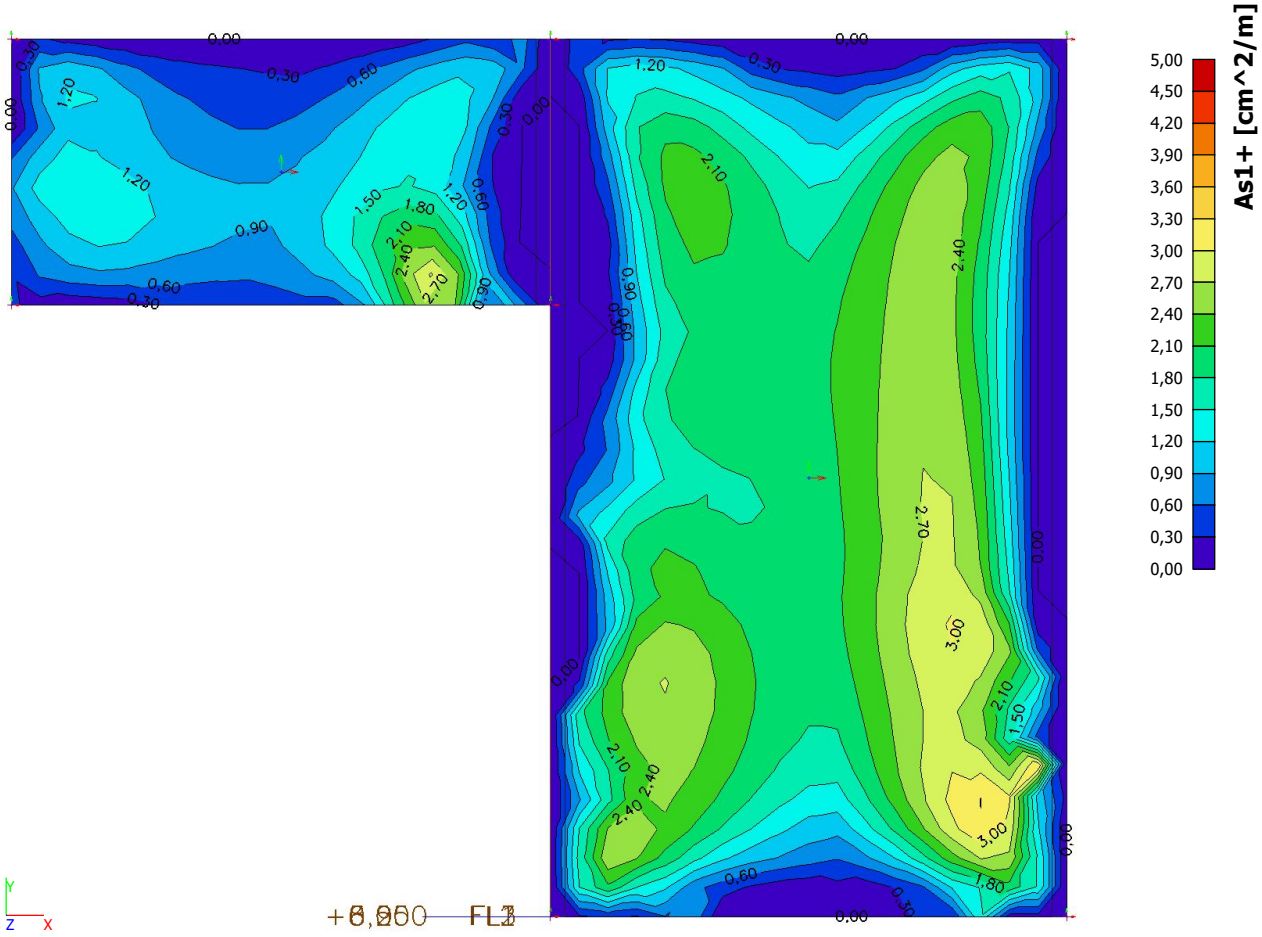

4.1.5.4. Member 2D - design - required areas; As2+

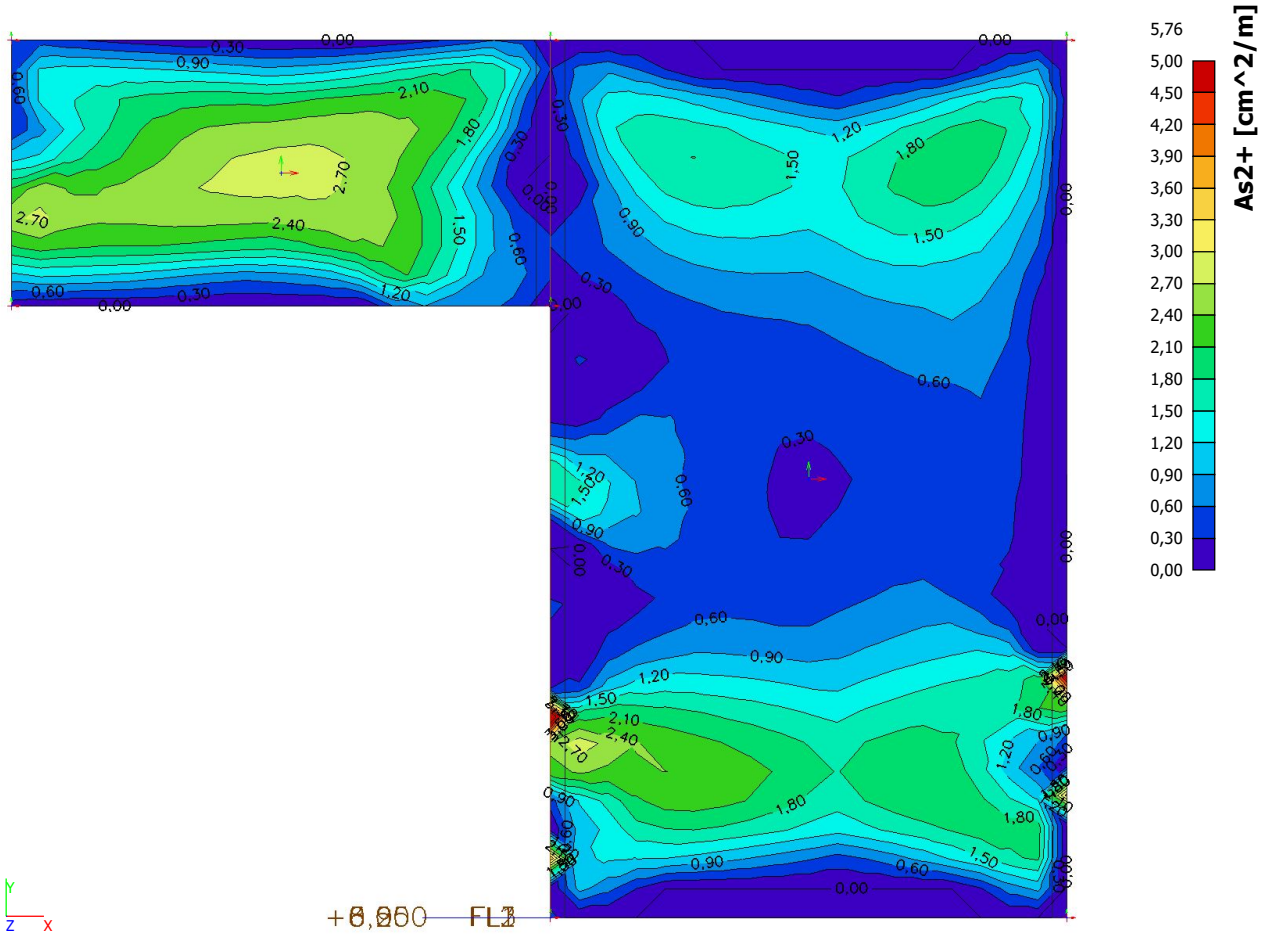

4.2. Stene v osi 4 in B

4.2.1. MSN

4.2.1.1. NSK - mx

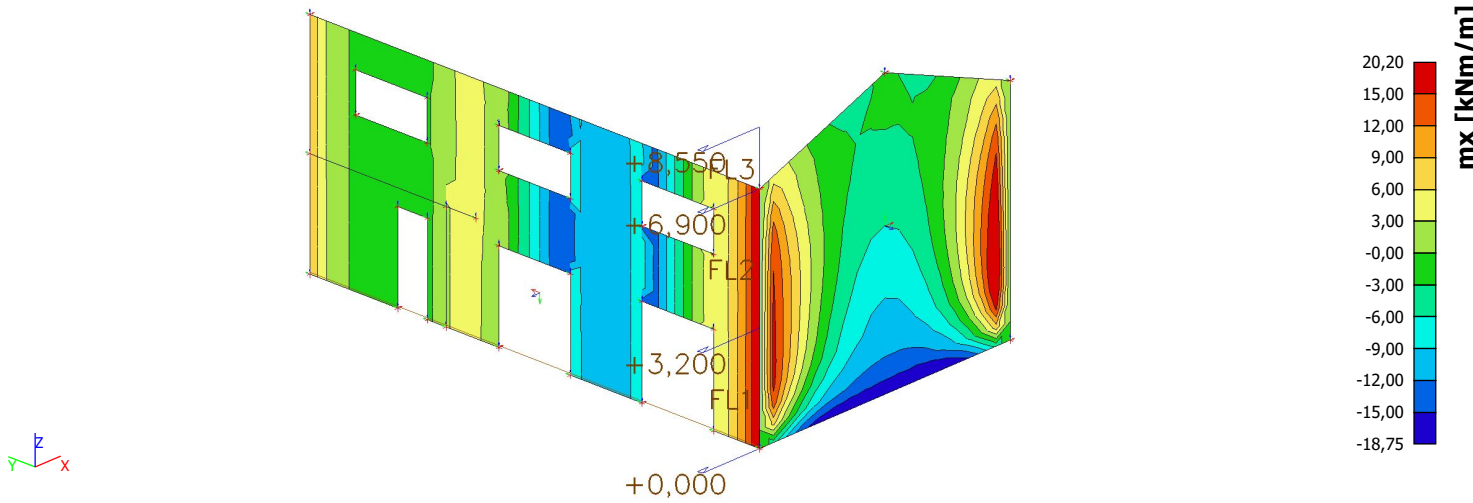

4.2.1.2. NSK - my

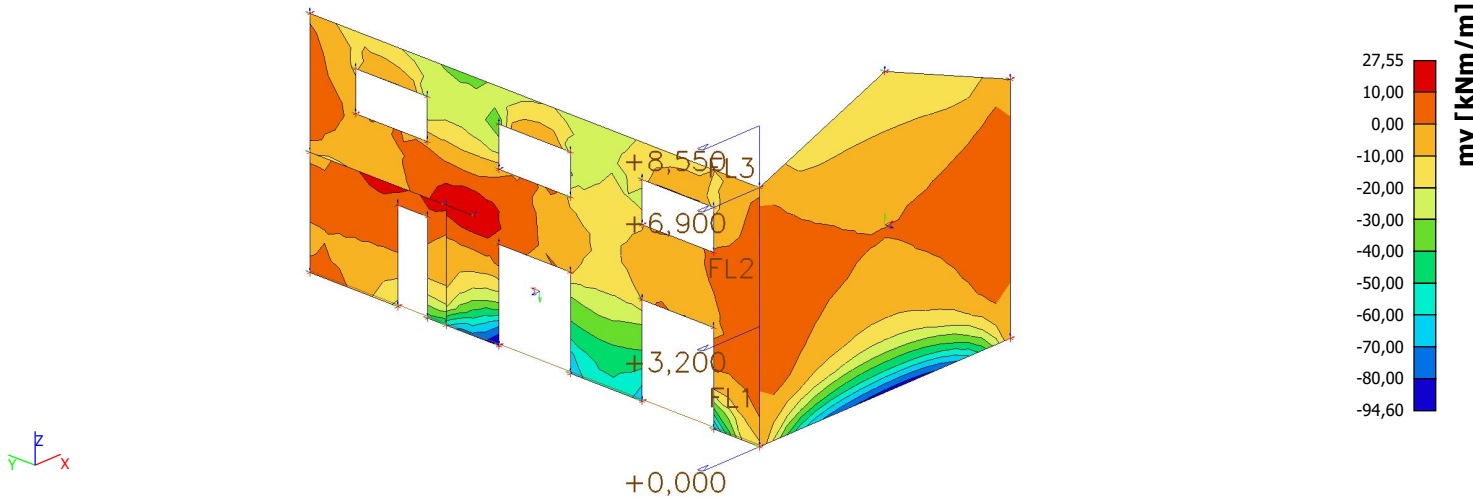

4.2.1.3. NSK - vx

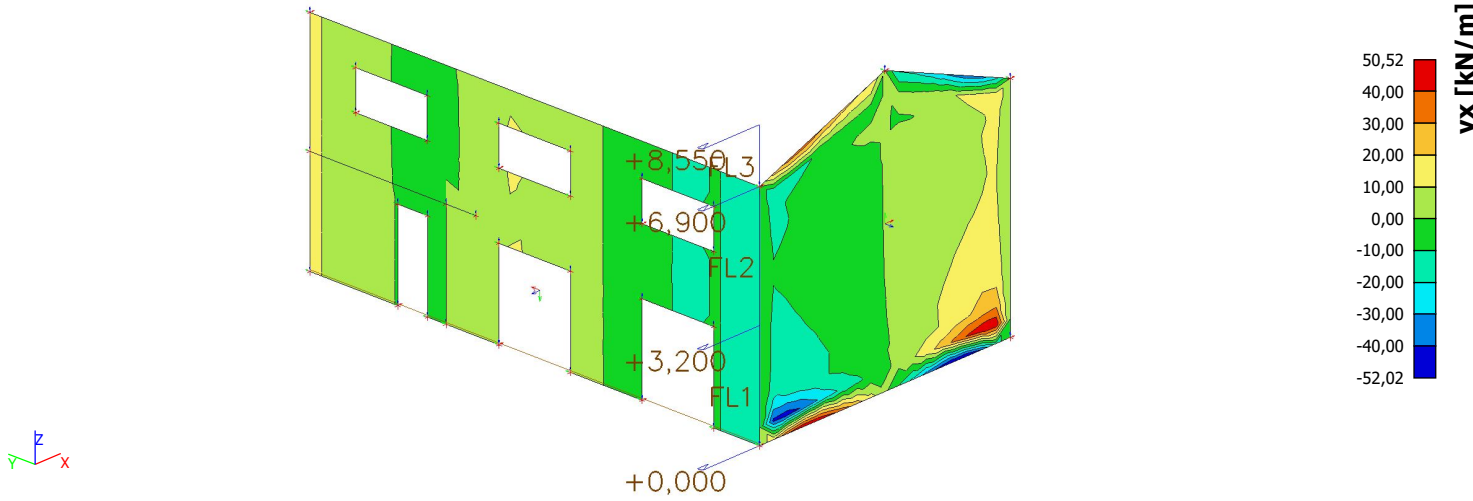

4.2.1.4. NSK - vy

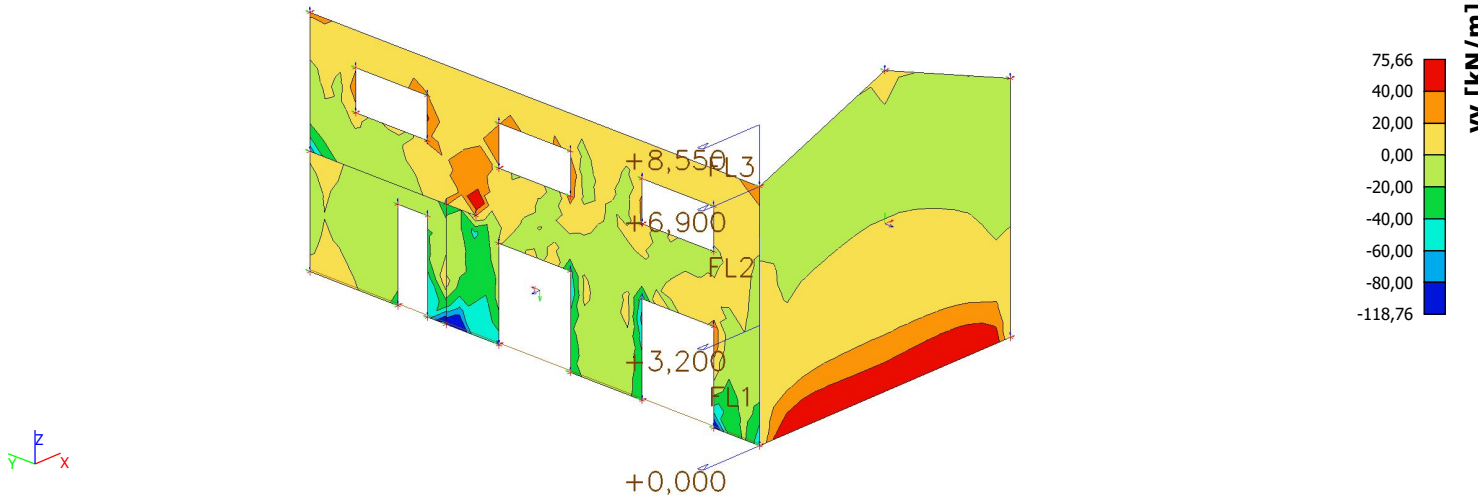

4.2.1.5. NSK - nx

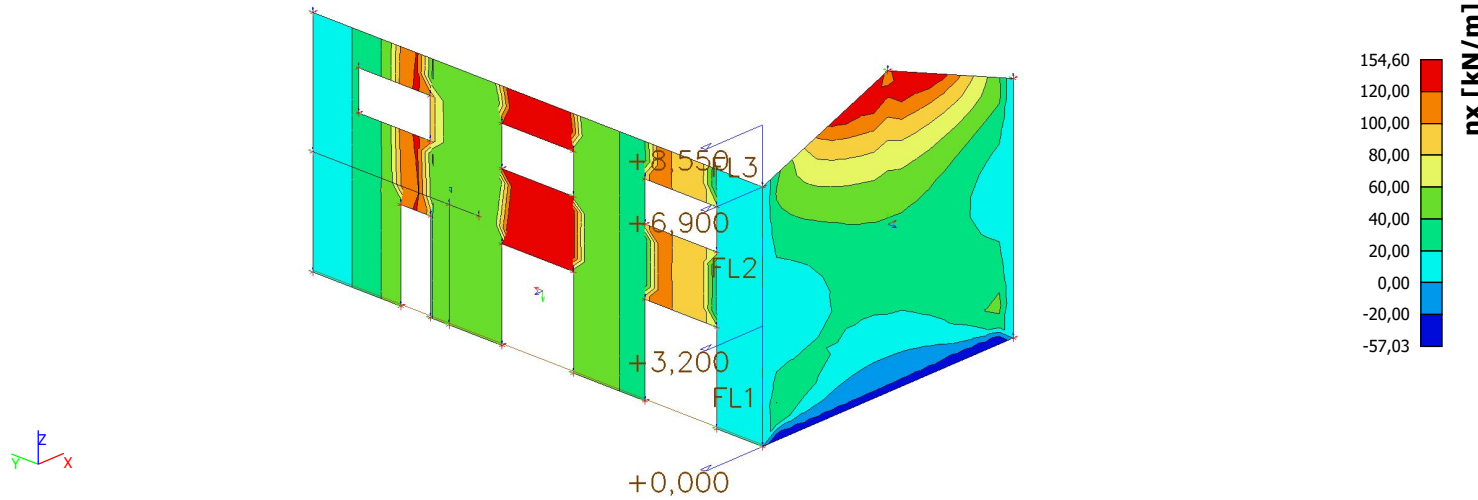

4.2.1.6. NSK - ny

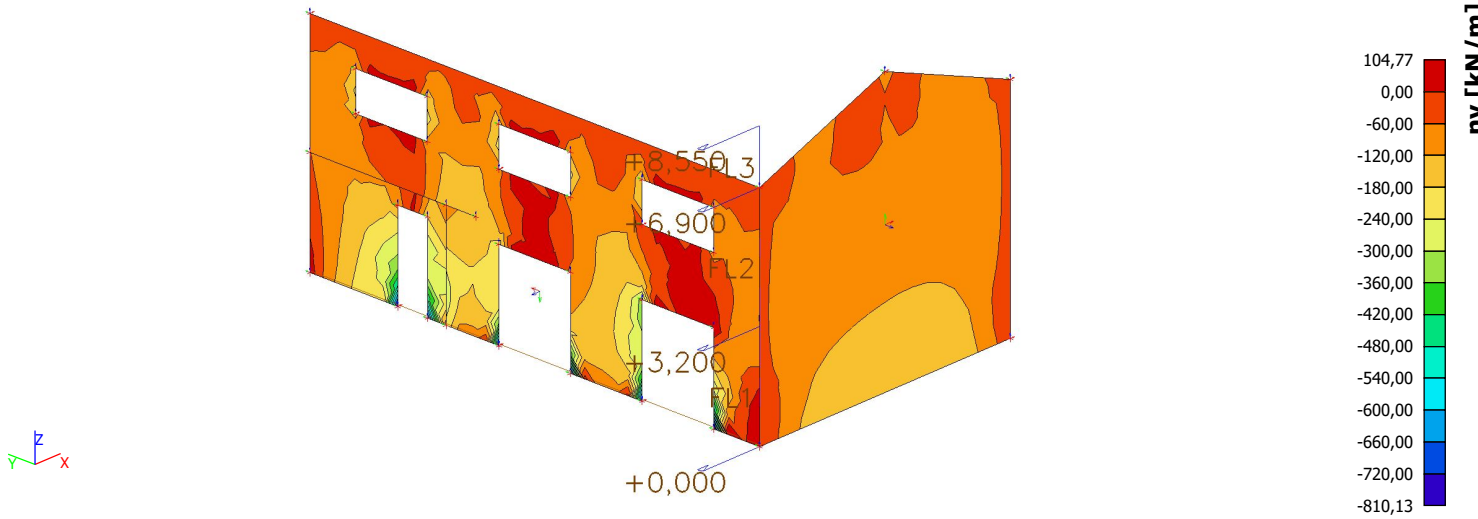

4.2.2. MSN

4.2.2.1. NSK - mx

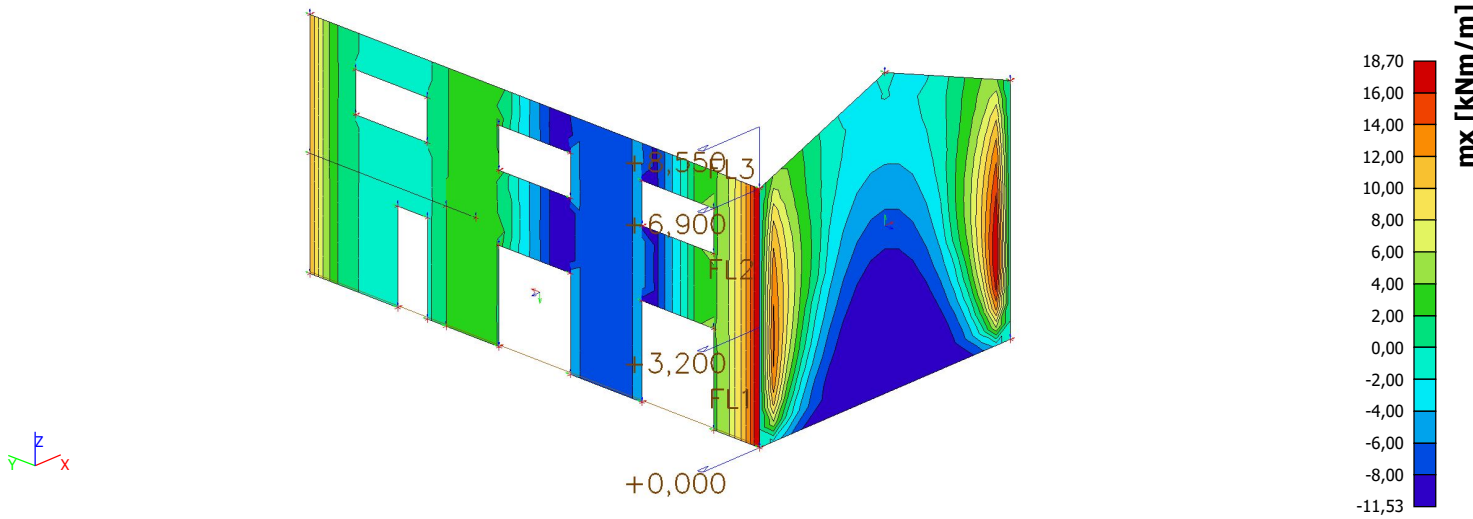

4.2.2.2. NSK - my

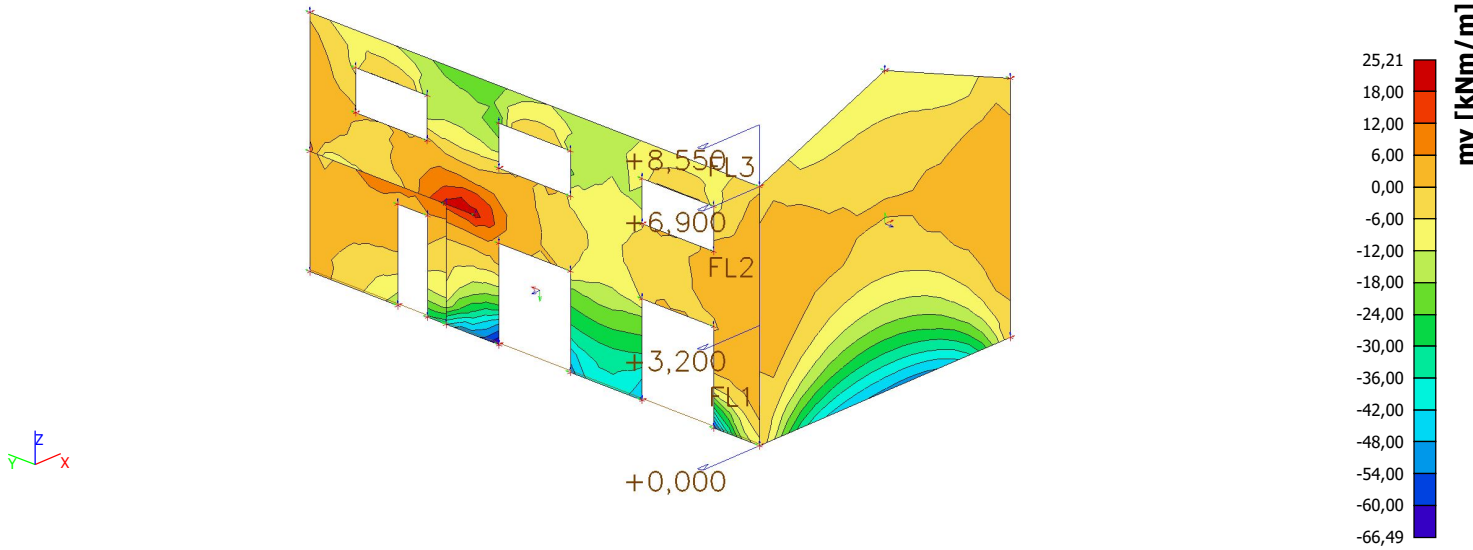

4.2.2.3. NSK - vx

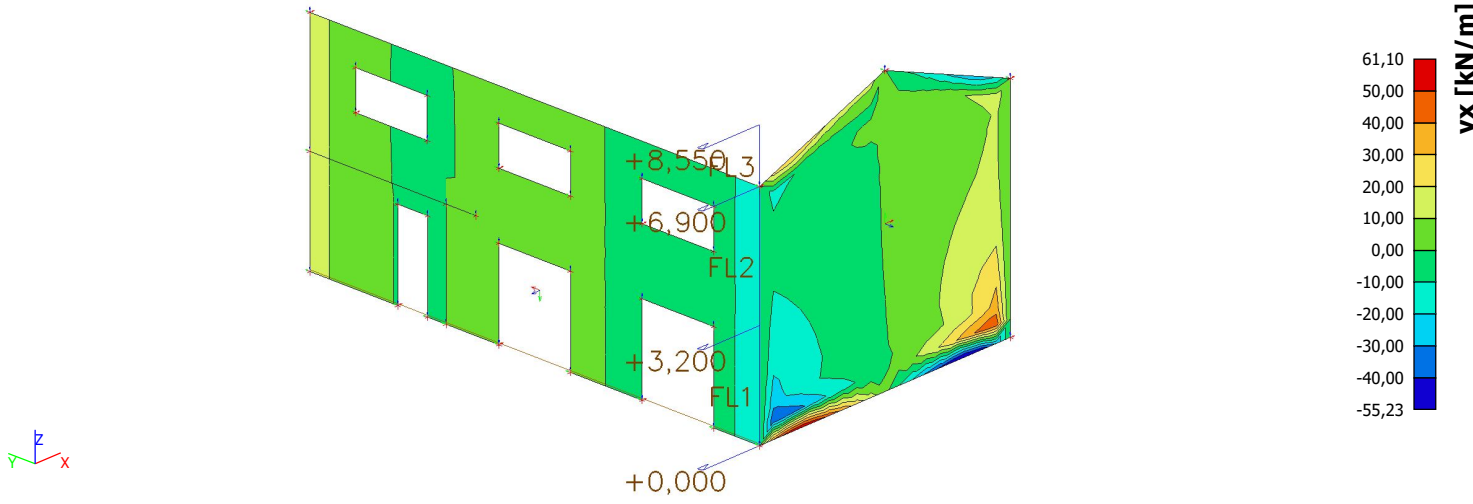

4.2.2.4. NSK - vy

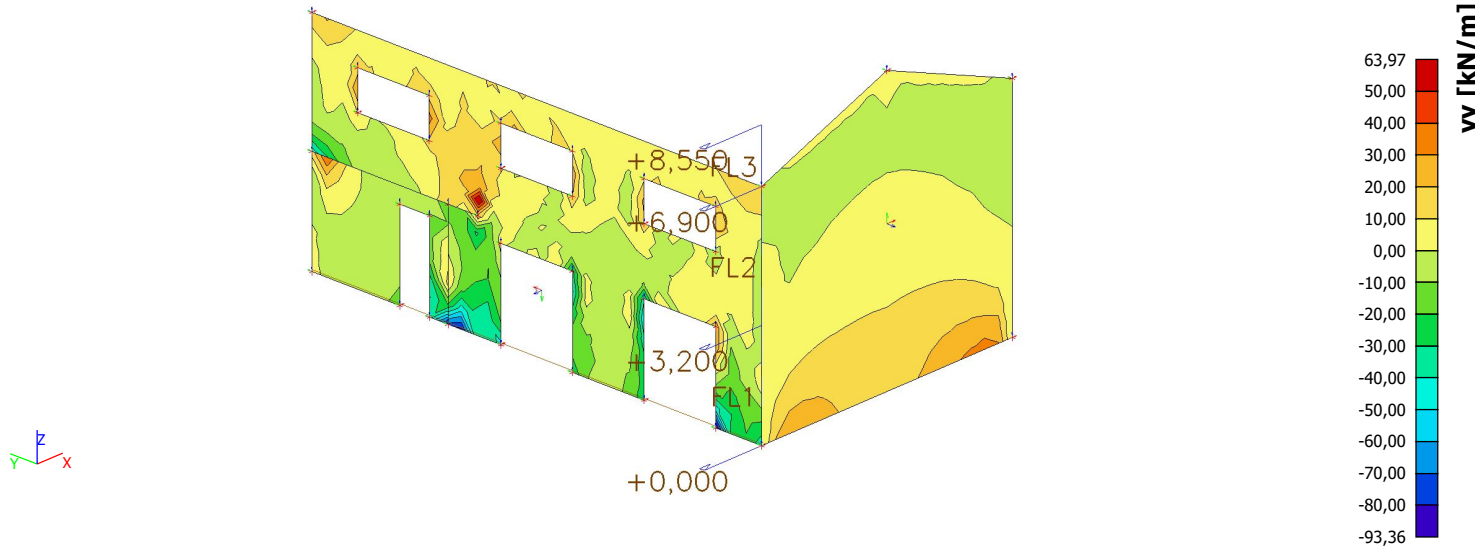

4.2.2.5. NSK - nx

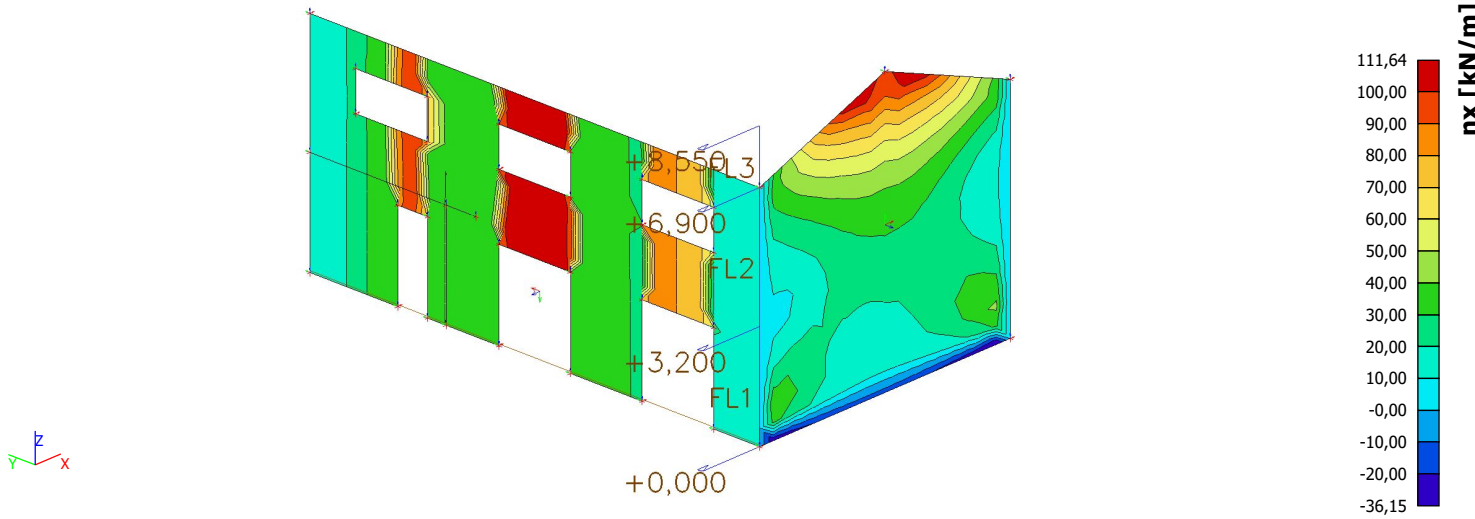

4.2.2.6. NSK - ny

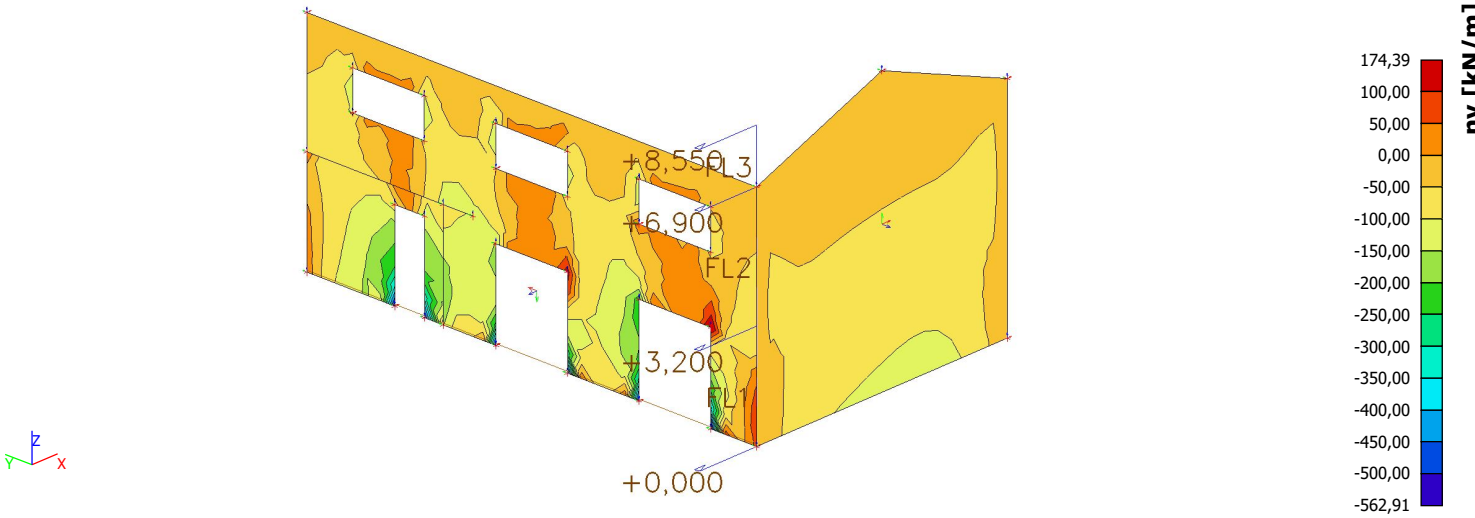

4.2.3. Armatura

4.2.3.1. Member 2D - design - required areas; As1-

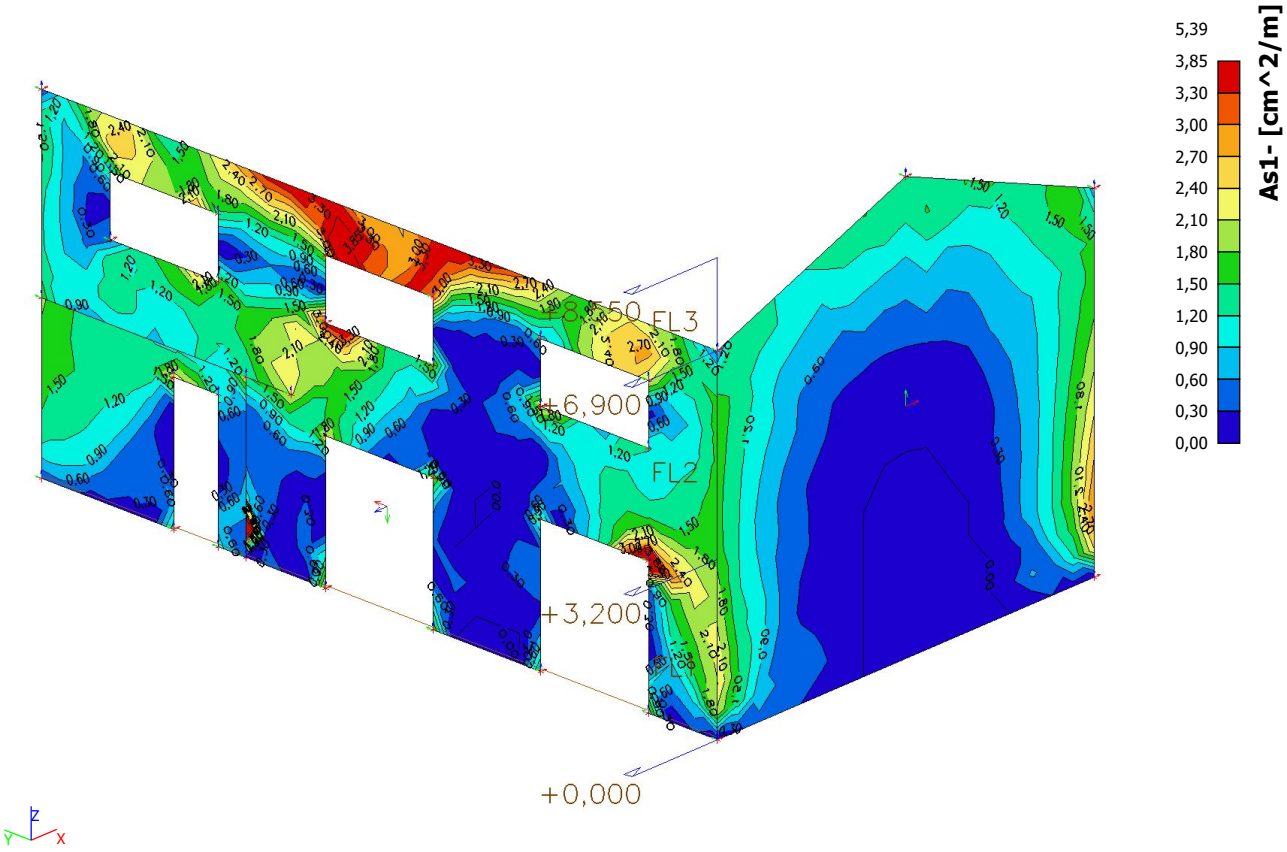

4.2.3.2. Member 2D - design - required areas; As2-

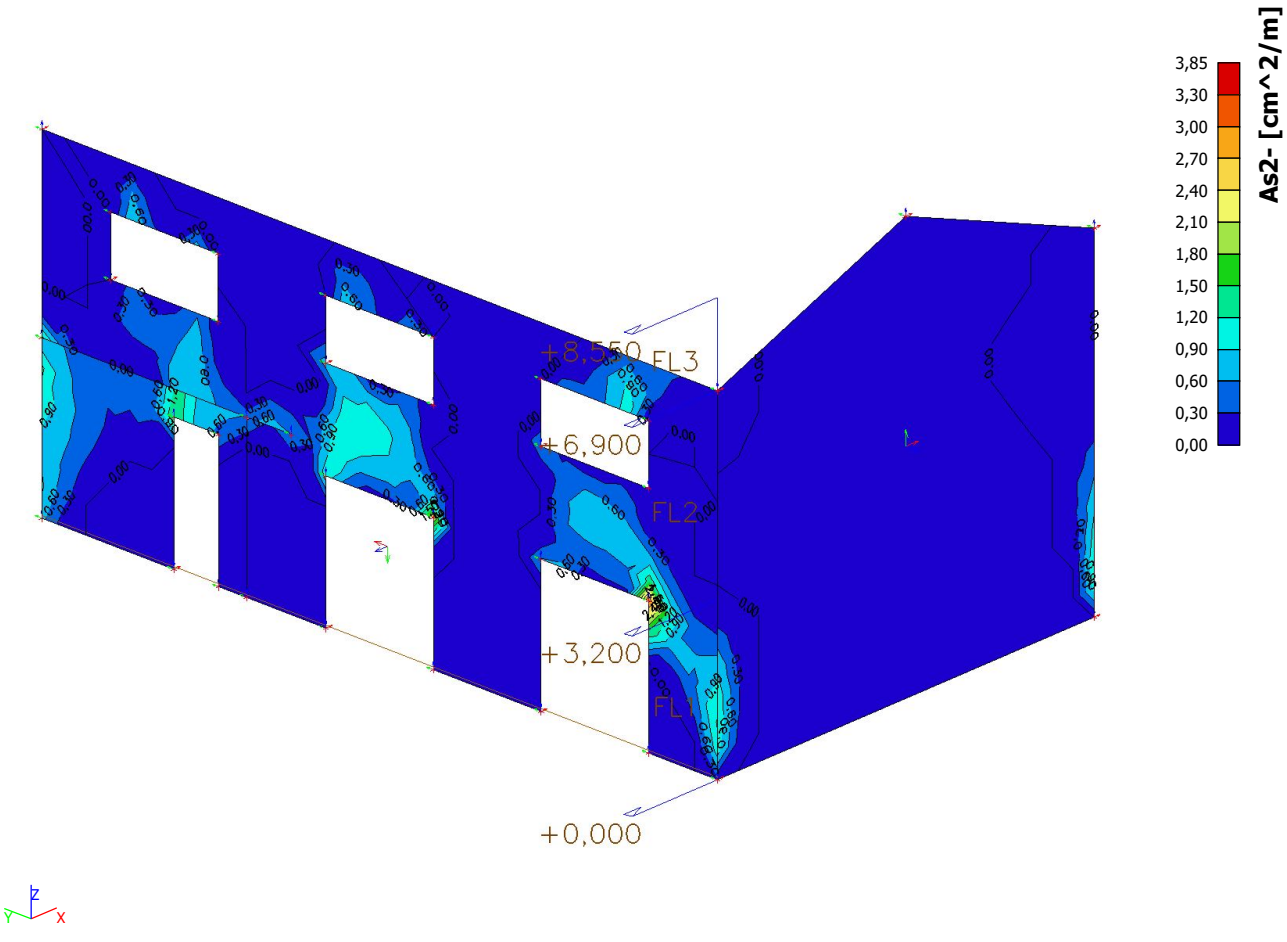

4.2.3.3. Member 2D - design - required areas; As1+

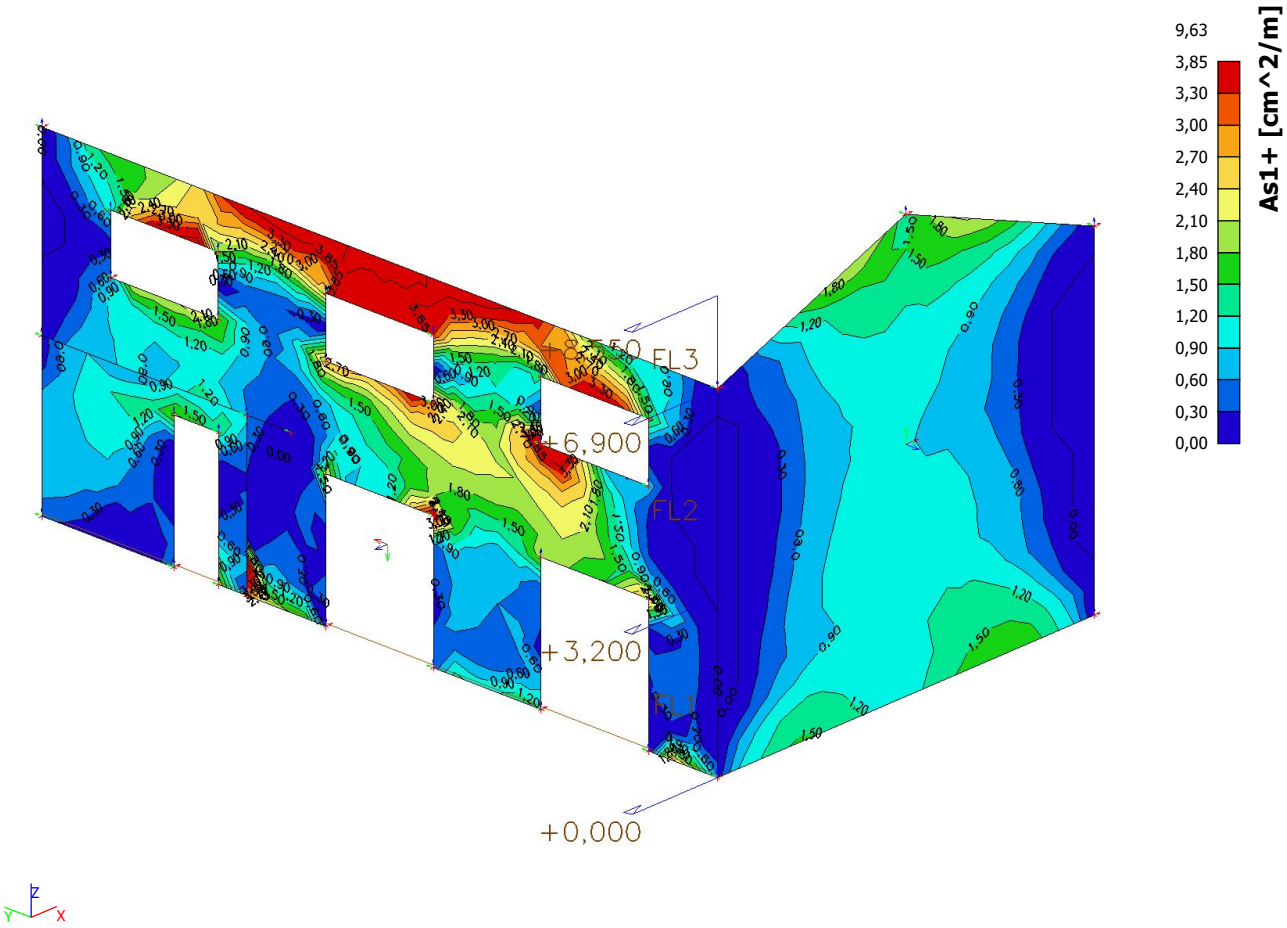

4.2.3.4. Member 2D - design - required areas; As2+

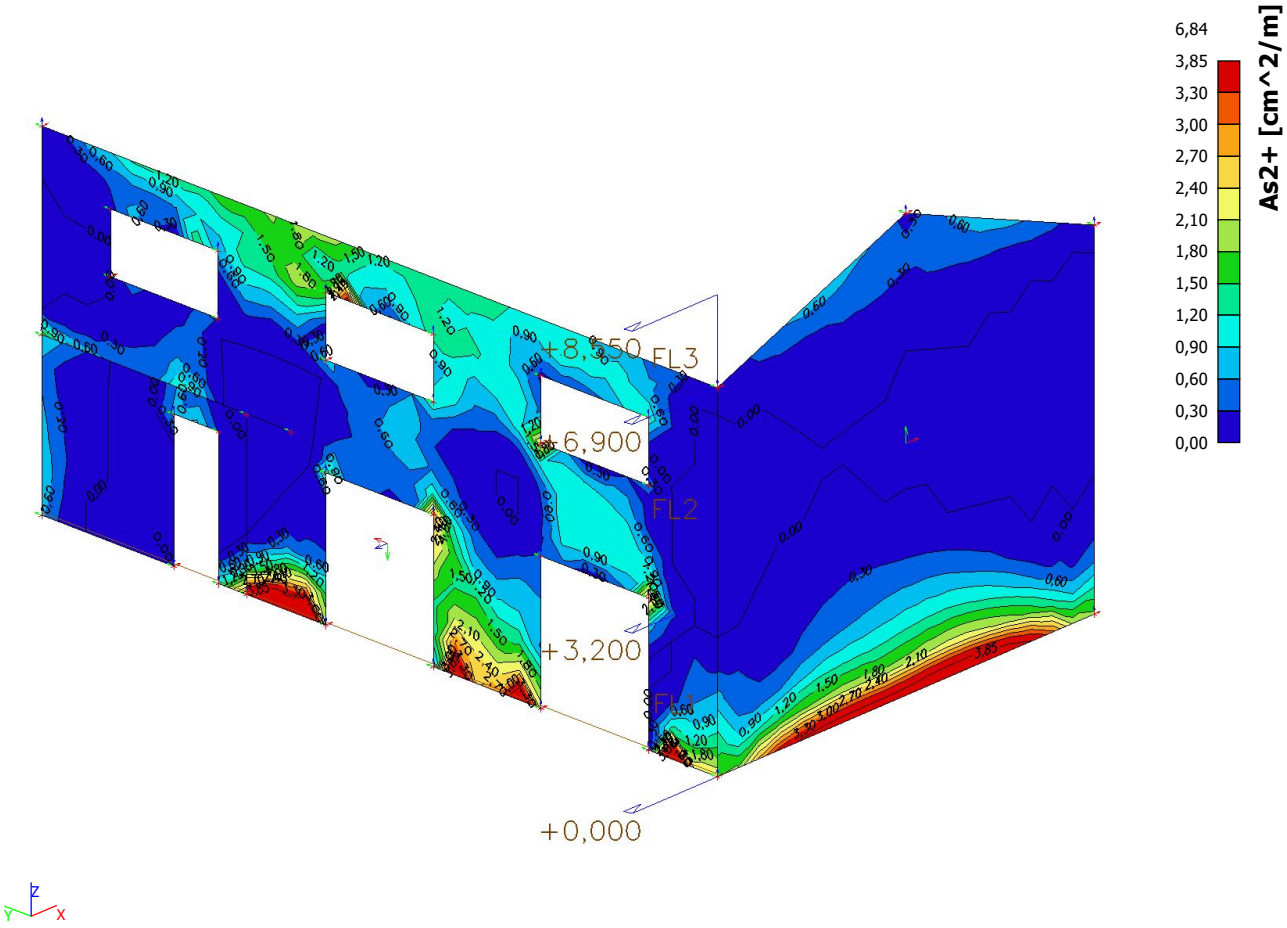

4.3. Stena v osi 5 in A

4.3.1. MSN

4.3.1.1. 2D member - Internal forces; my - mx

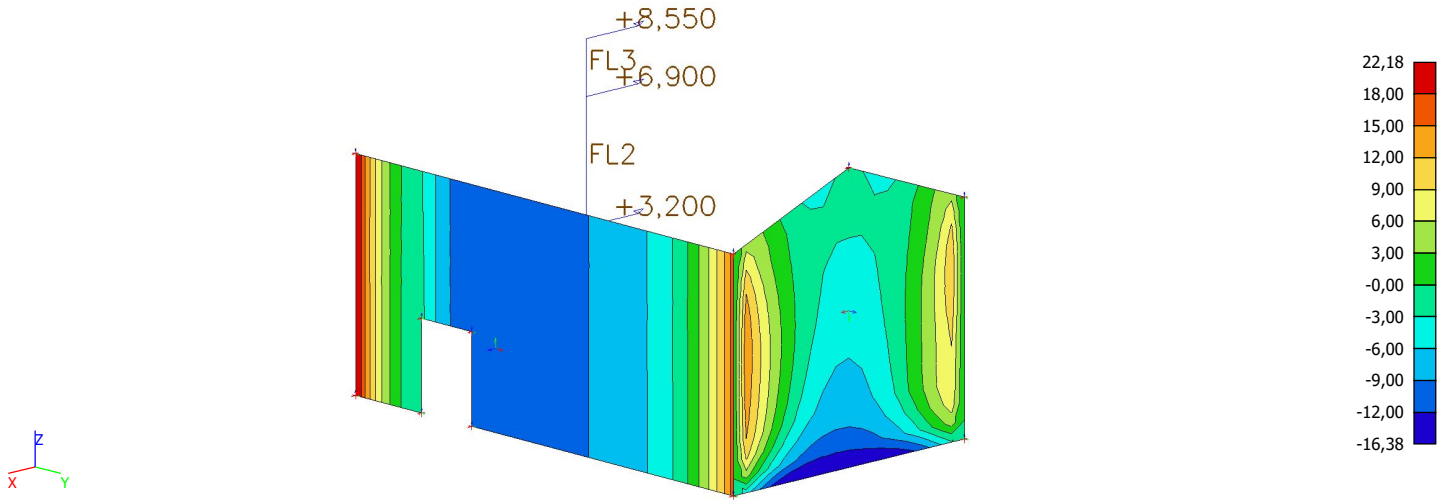

4.3.1.2. 2D member - Internal forces; my - my

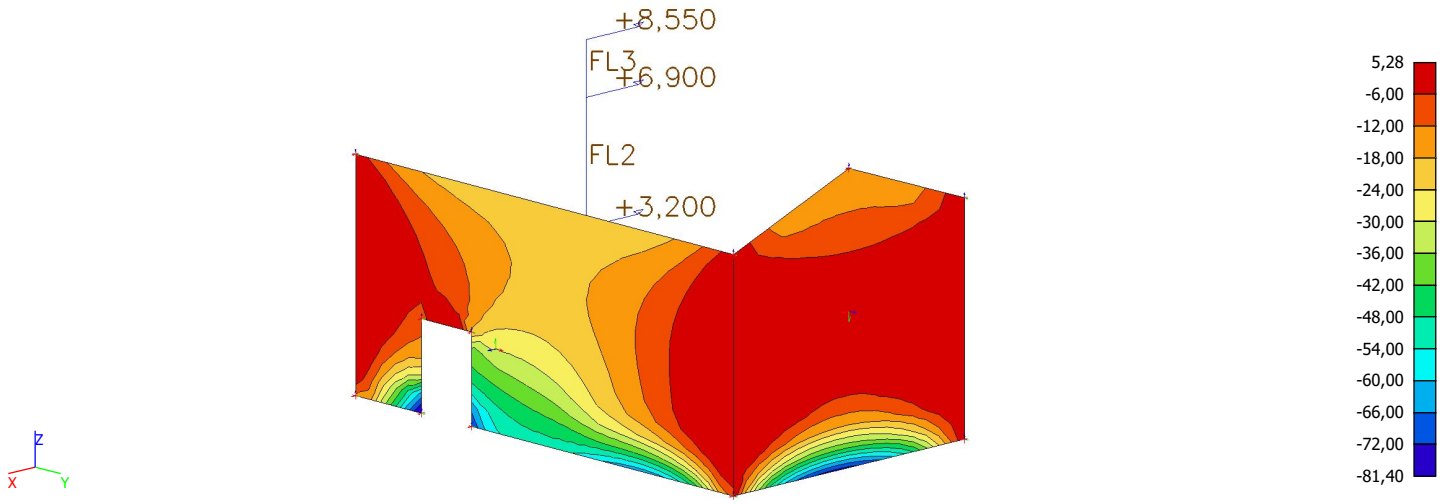

4.3.1.3. 2D member - Internal forces; my - vx

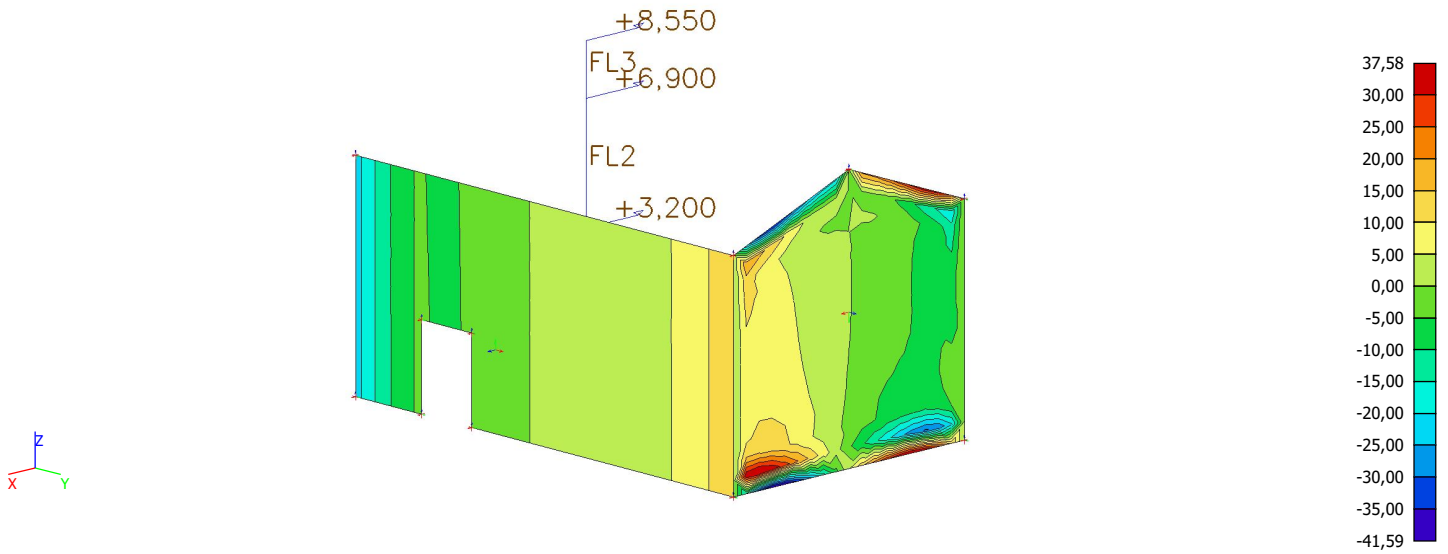

4.3.1.4. 2D member - Internal forces; my - vy

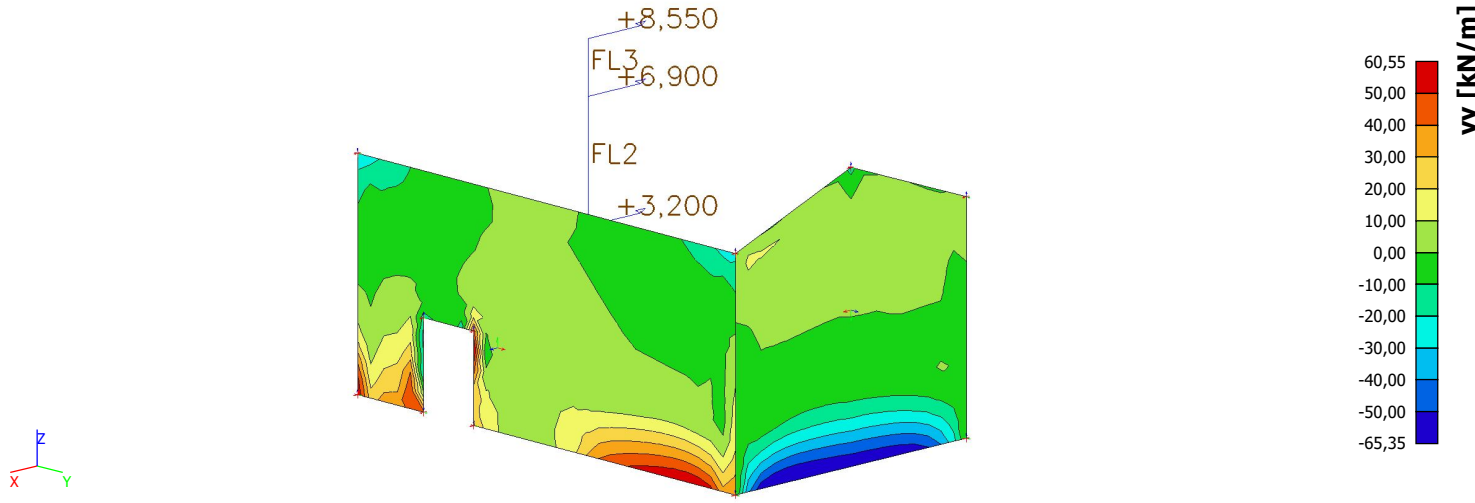

4.3.1.5. 2D member - Internal forces; my - nx

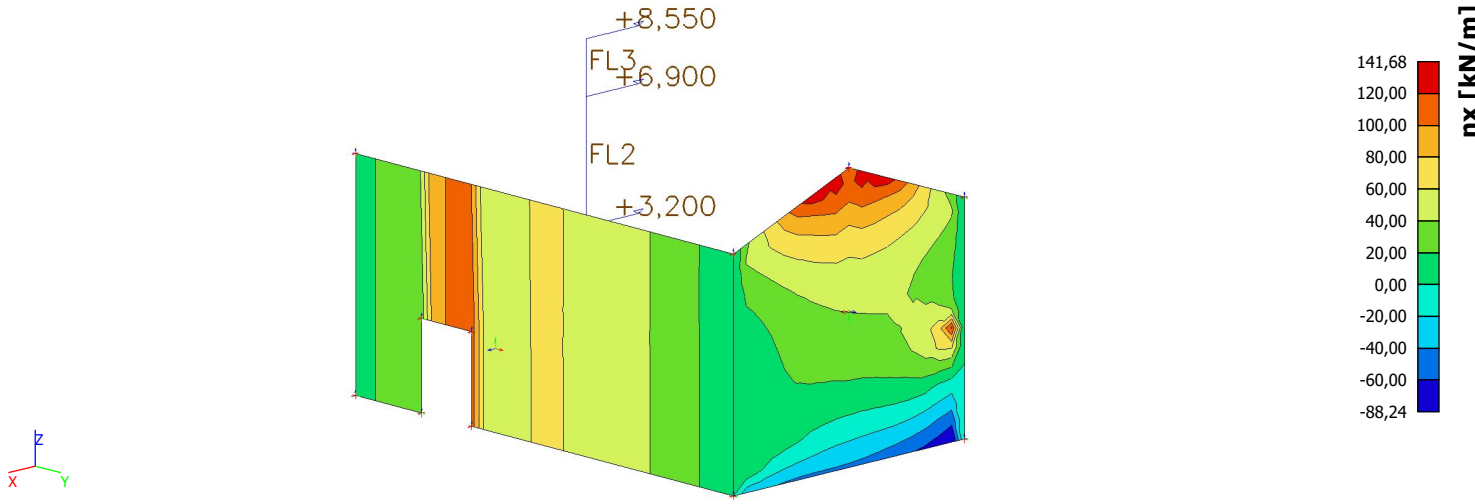

4.3.1.6. 2D member - Internal forces; my - ny

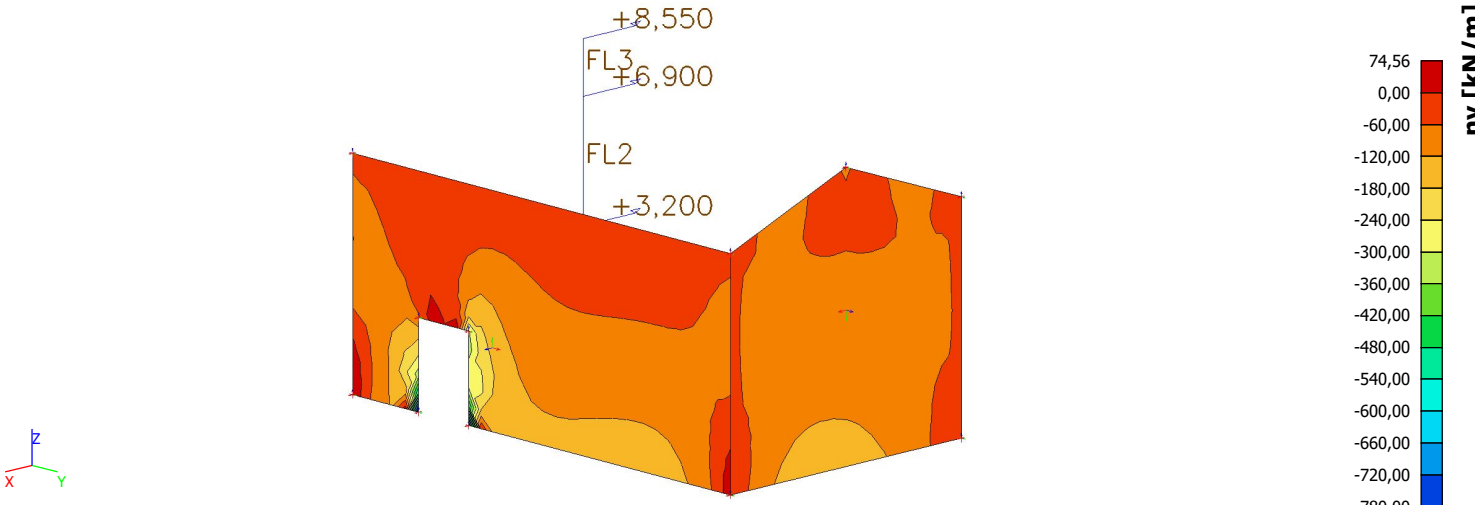

4.3.2. MSN

4.3.2.1. 2D member - Internal forces; my - mx

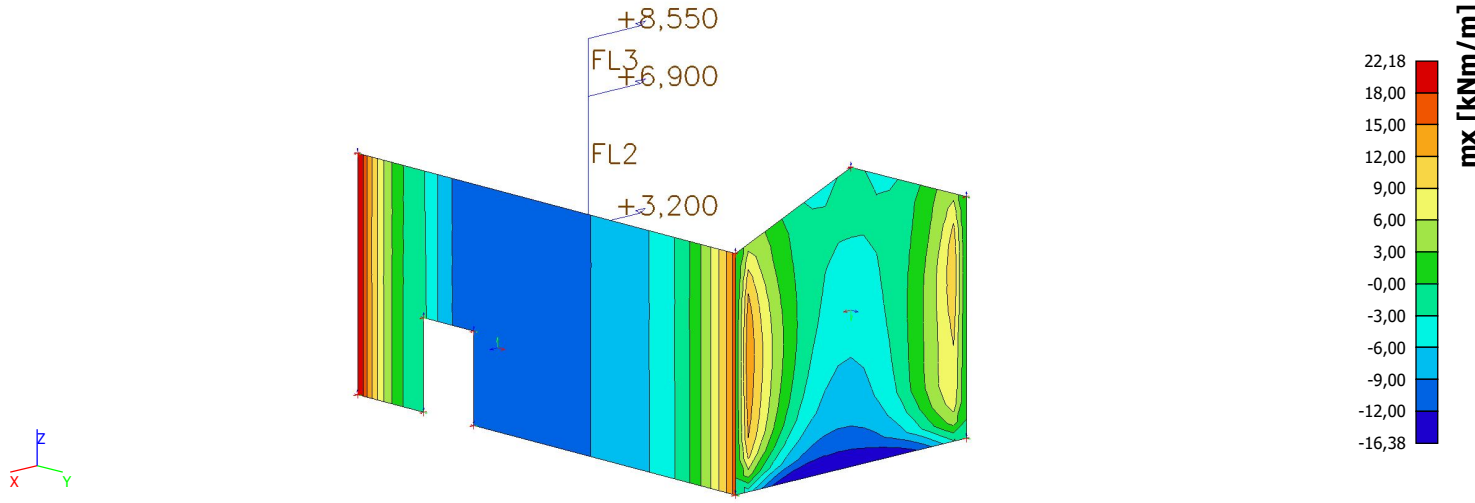

4.3.2.2. 2D member - Internal forces; my - my

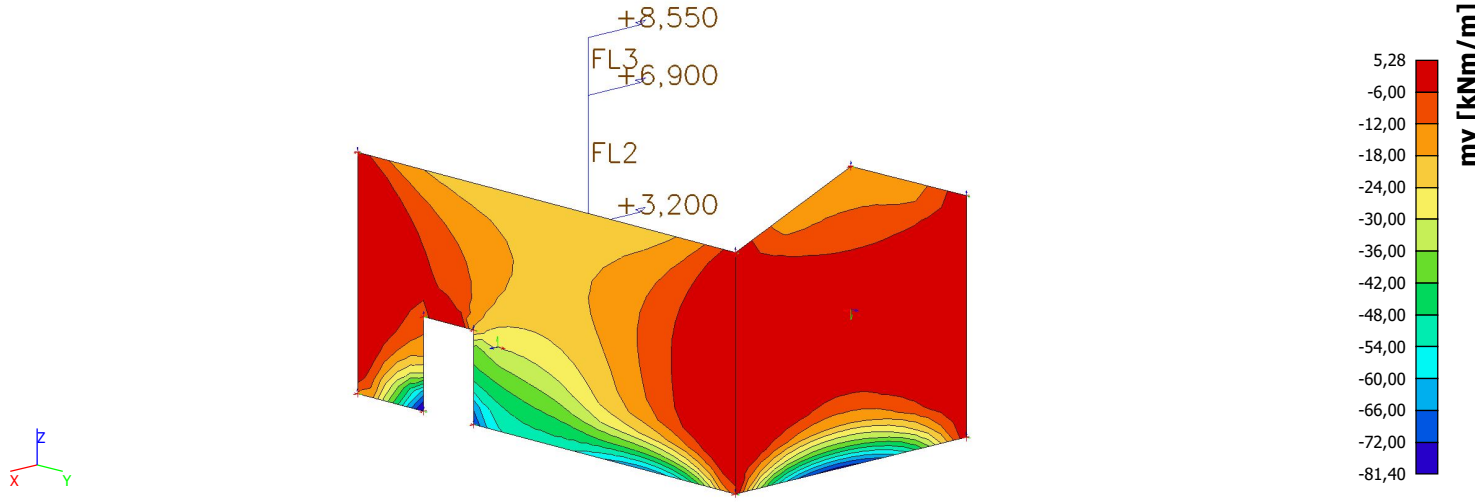

4.3.2.3. 2D member - Internal forces; my - vx

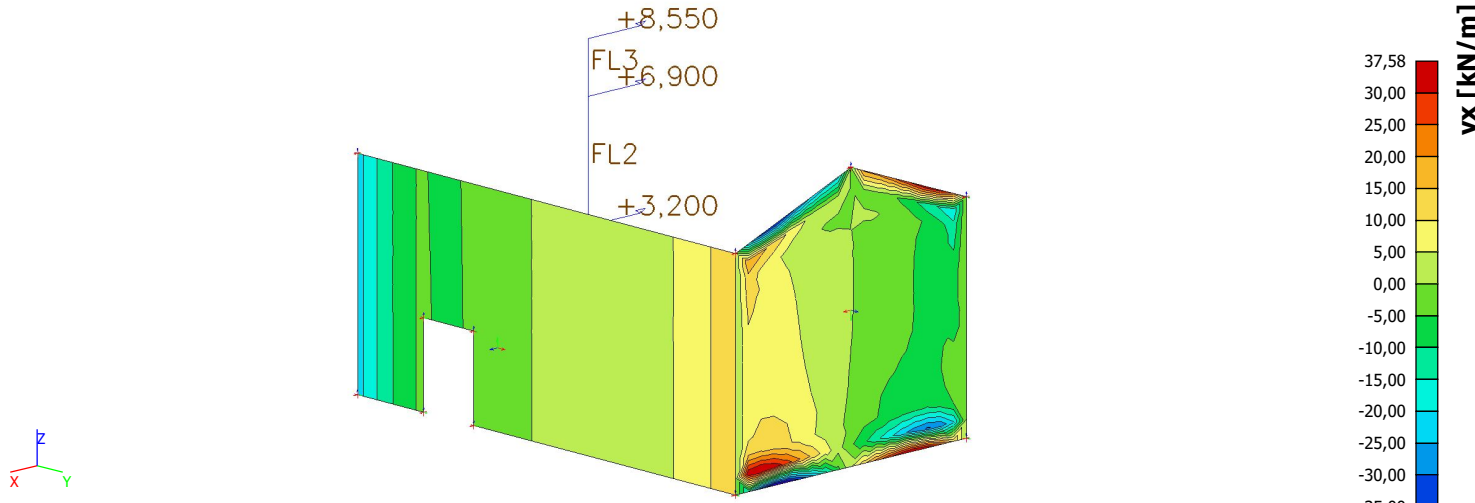

4.3.2.4. 2D member - Internal forces; my - vy

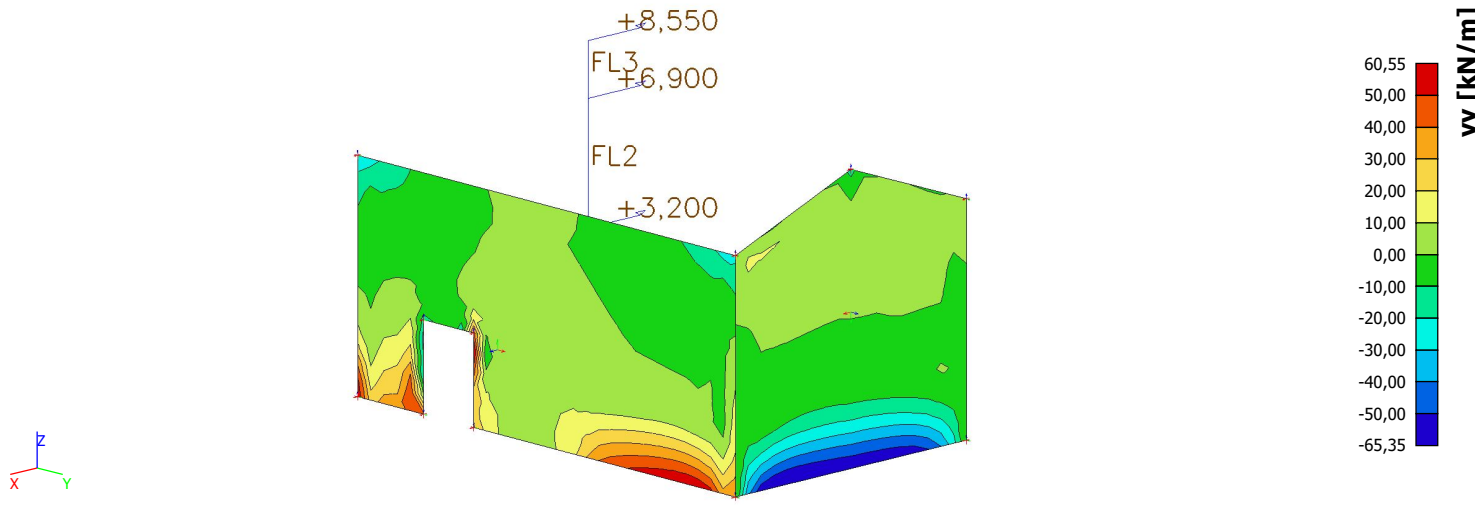

4.3.2.5. 2D member - Internal forces; my - nx

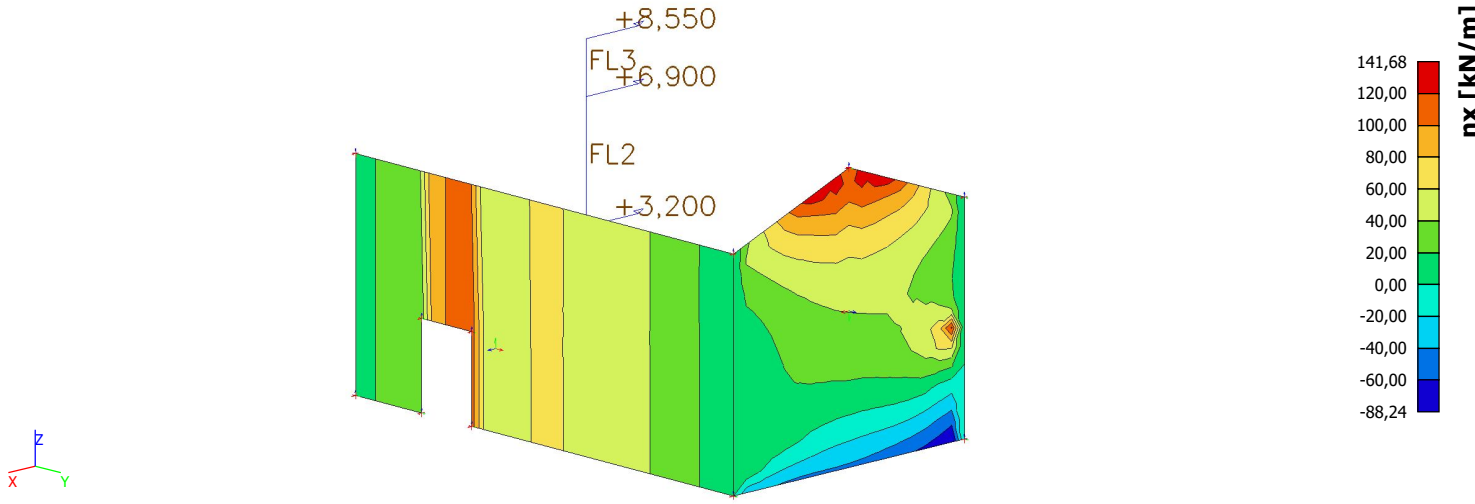

4.3.2.6. 2D member - Internal forces; my - ny

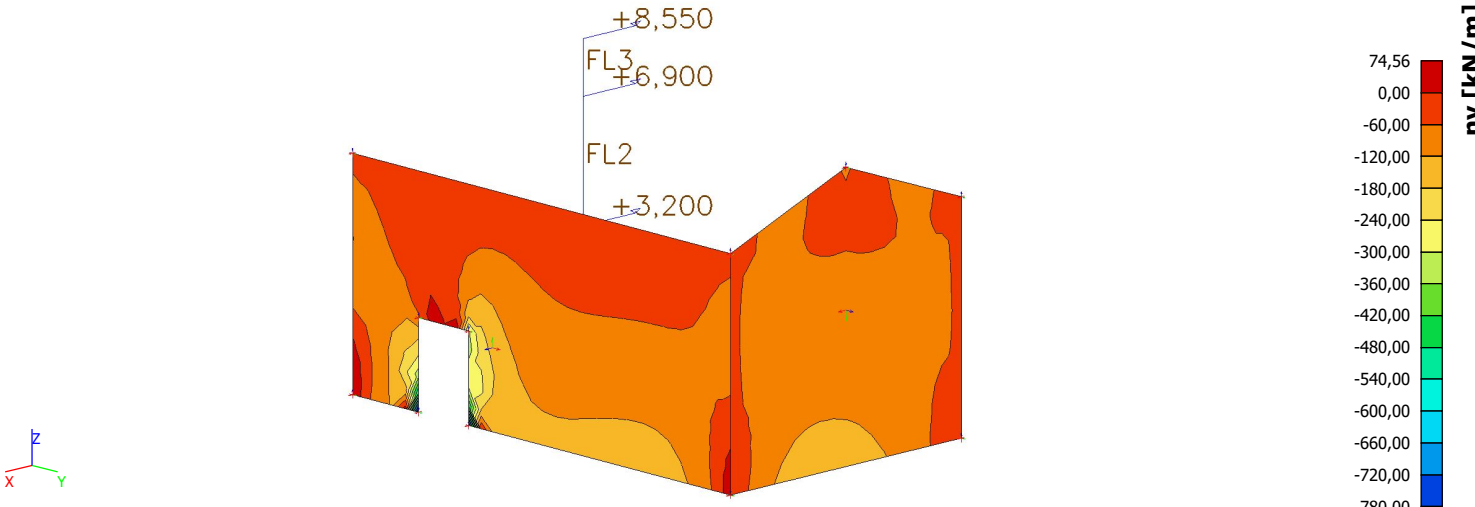

4.3.3. Armatura

4.3.3.1. Member 2D - design - required areas; As1-

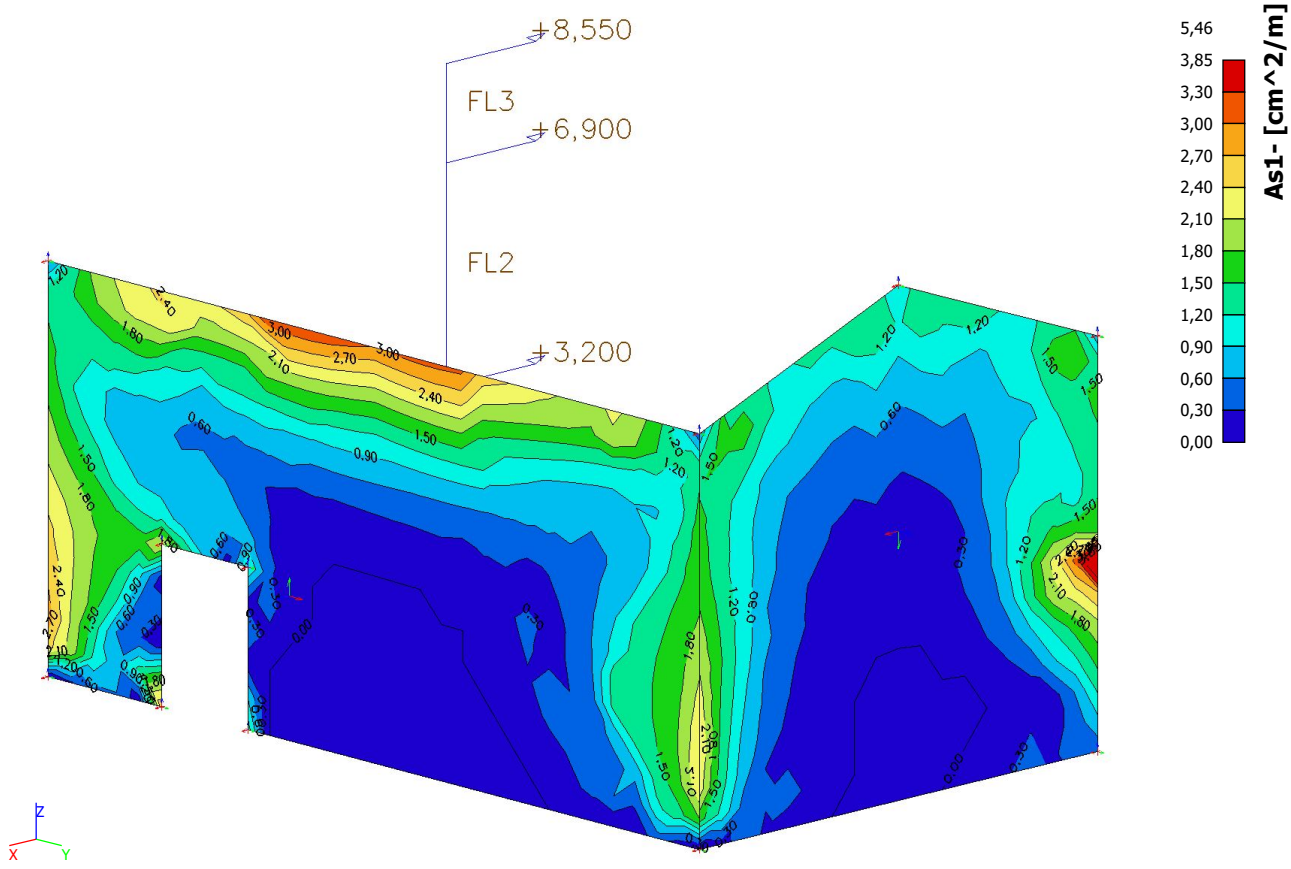

4.3.3.2. Member 2D - design - required areas; As2-

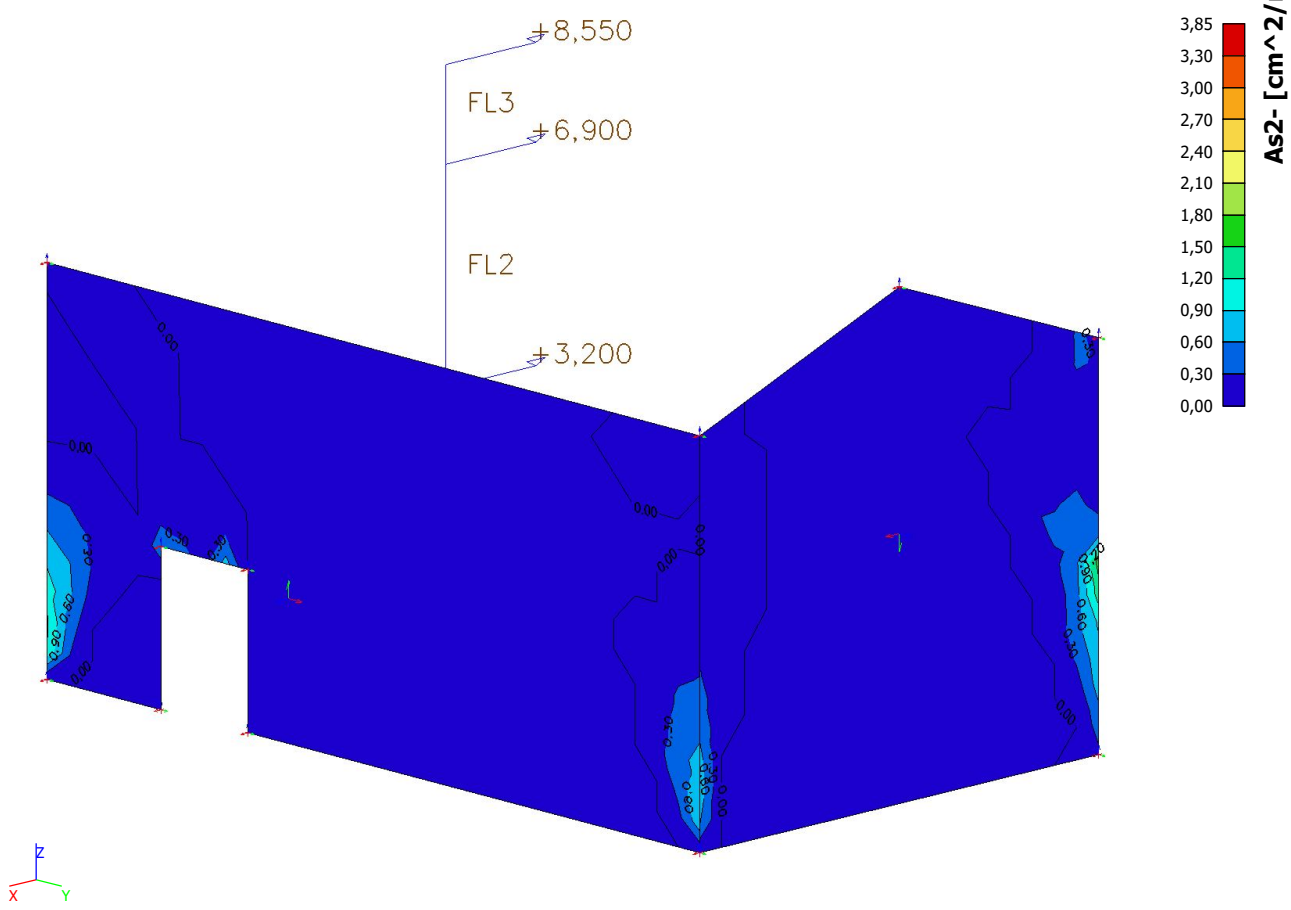

4.3.3.3. Member 2D - design - required areas; As1+

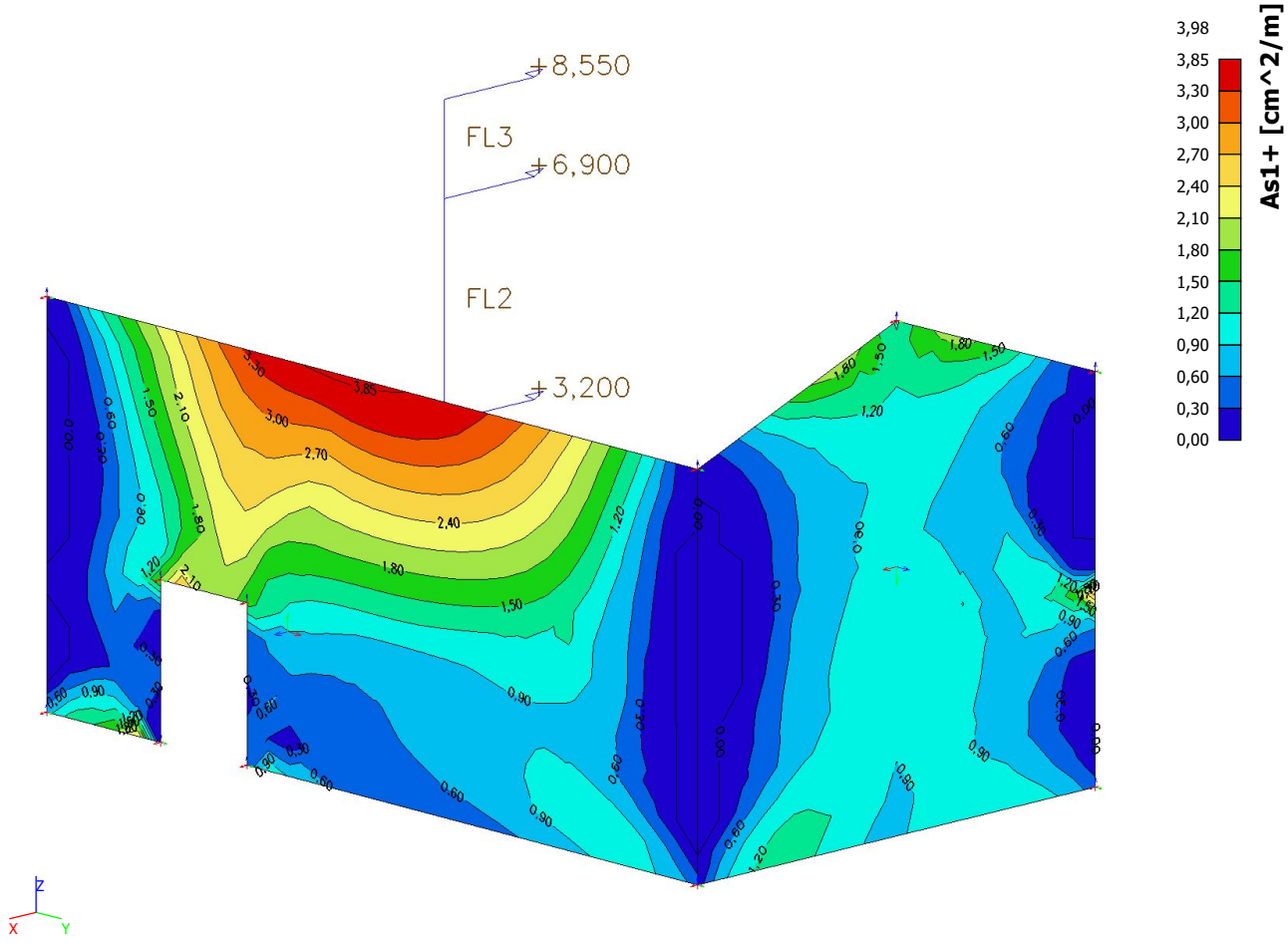

4.3.3.4. Member 2D - design - required areas; As2+

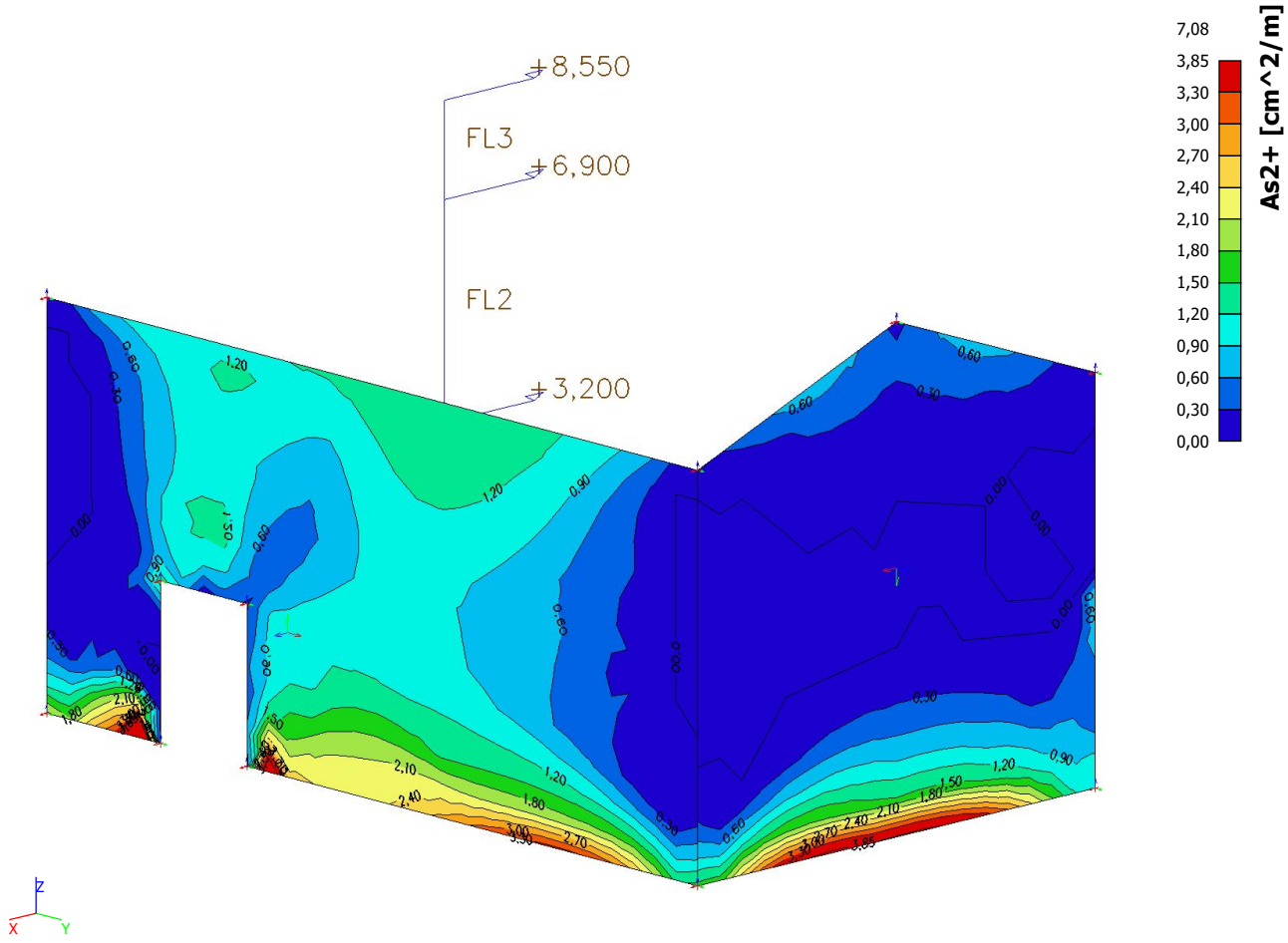

4.4. Stena v osi 3 in D

4.4.1. MSN

4.4.1.1. NSK - mx



4.4.1.2. NSK - my

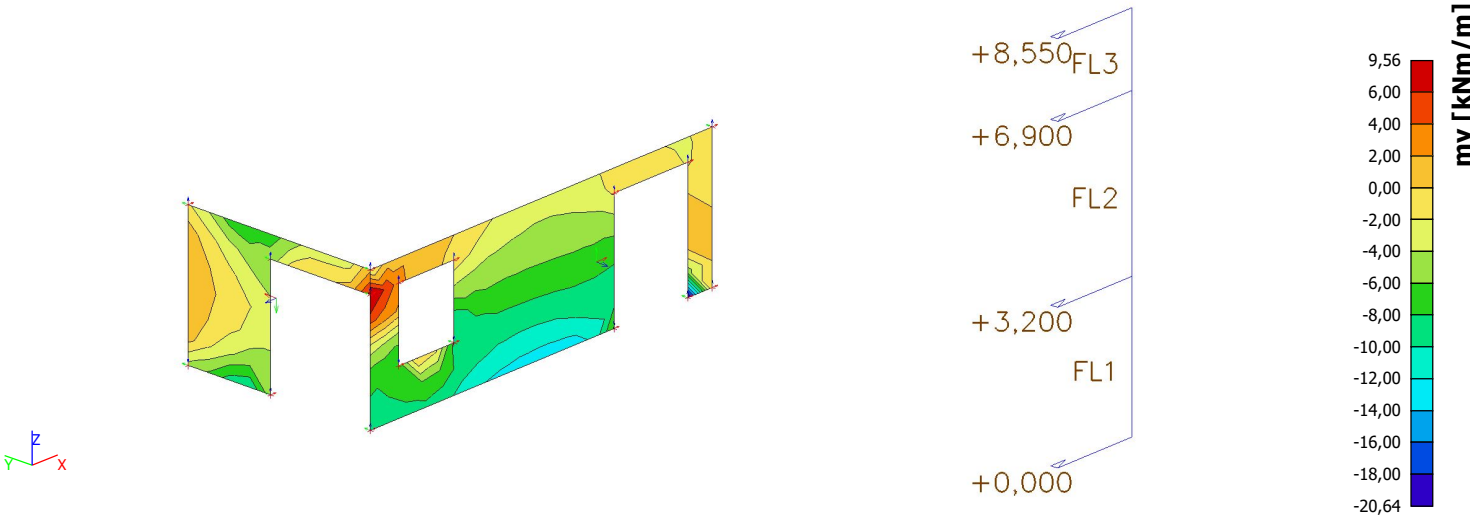

4.4.1.3. NSK - vx

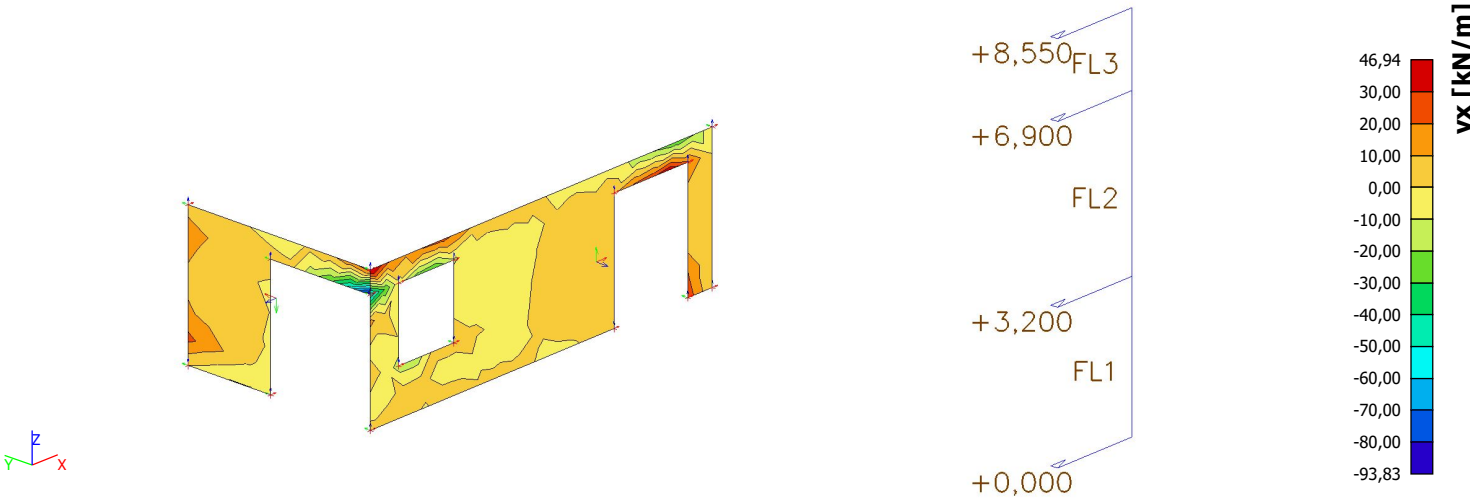

4.4.1.4. NSK - vy

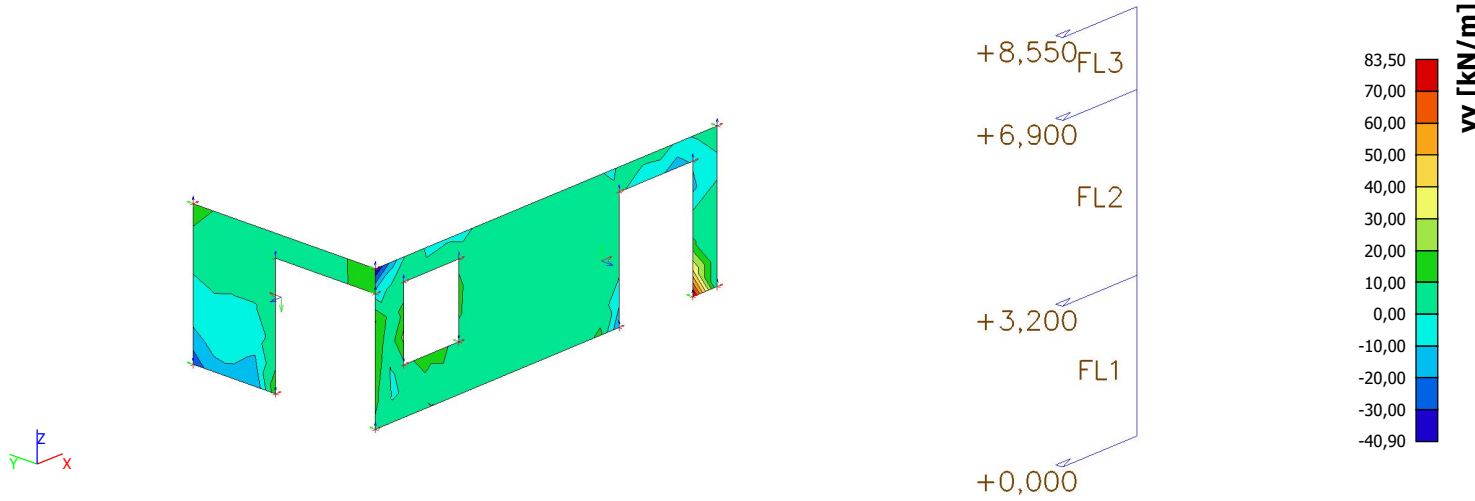

4.4.1.5. NSK - nx

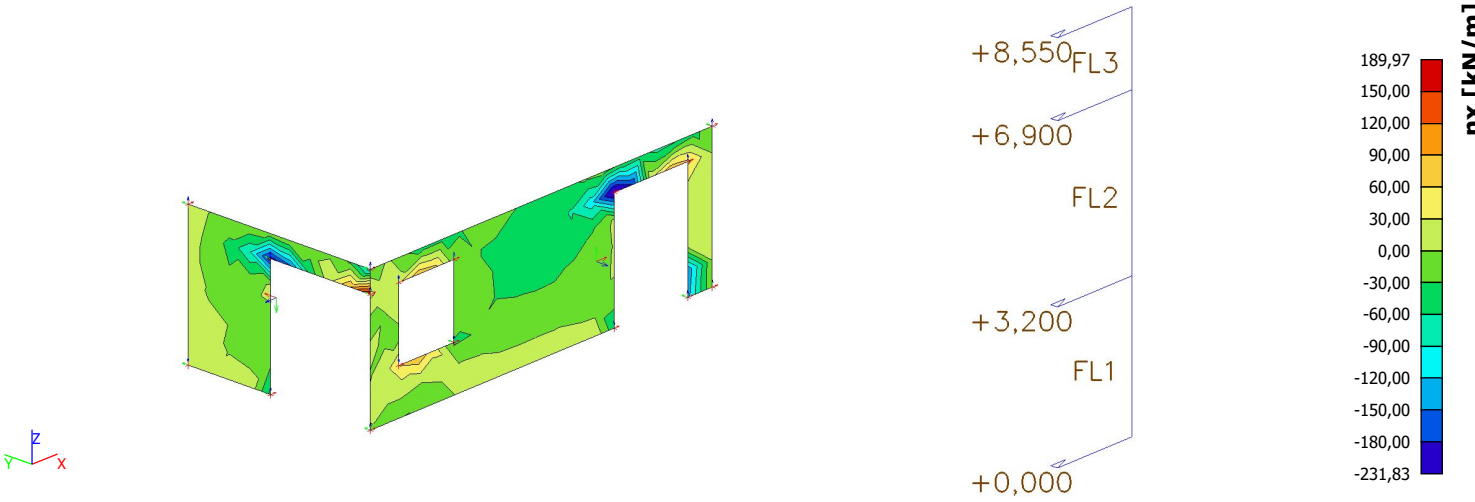

4.4.1.6. NSK - ny

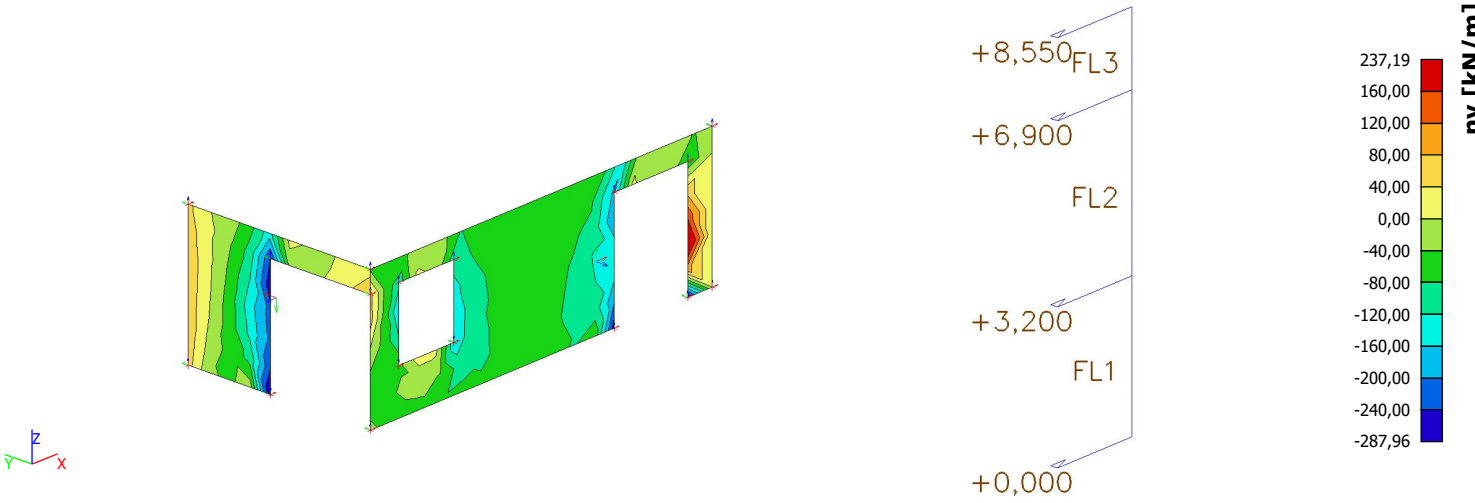

4.4.2. Potres

4.4.2.1. NSK - mx

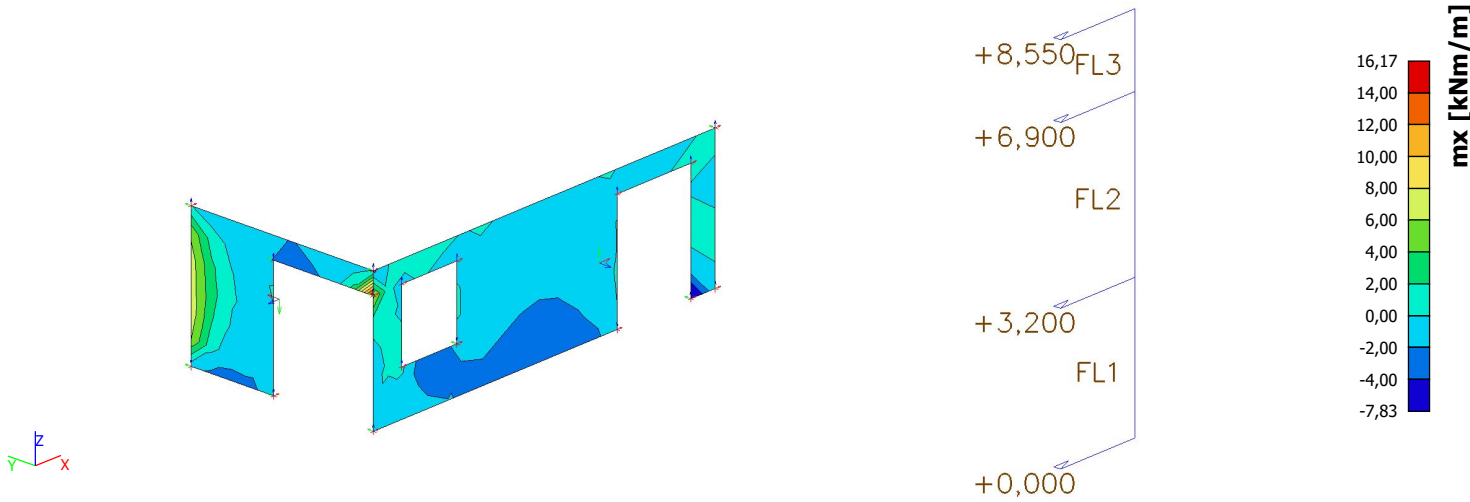

4.4.2.2. NSK - my

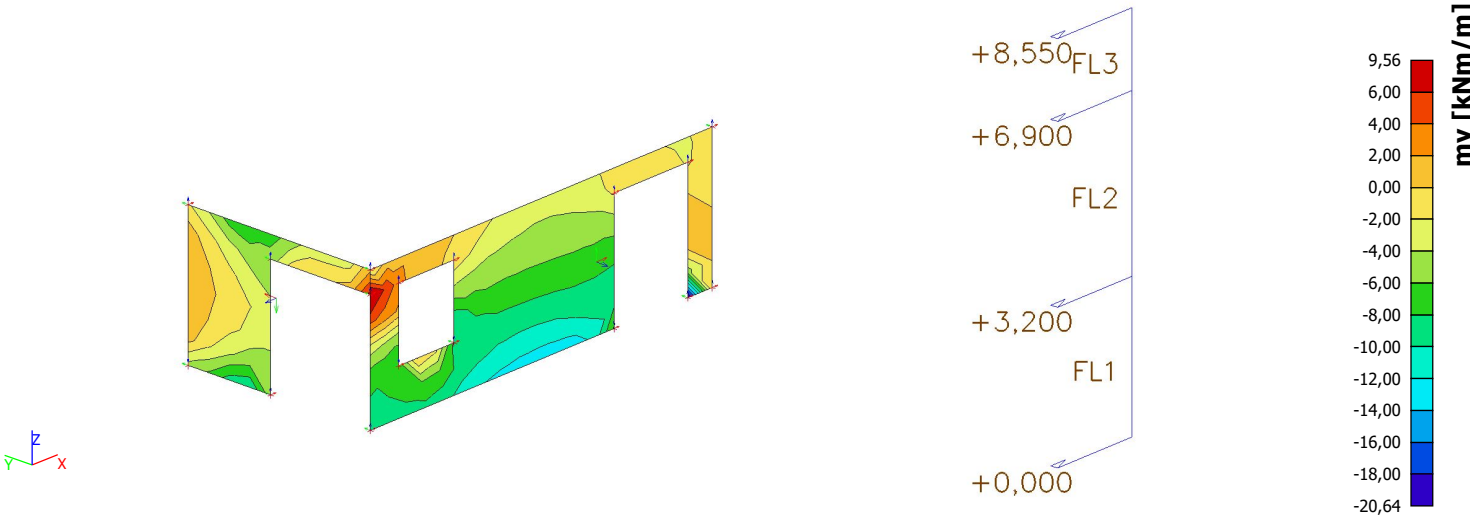

4.4.2.3. NSK - vx

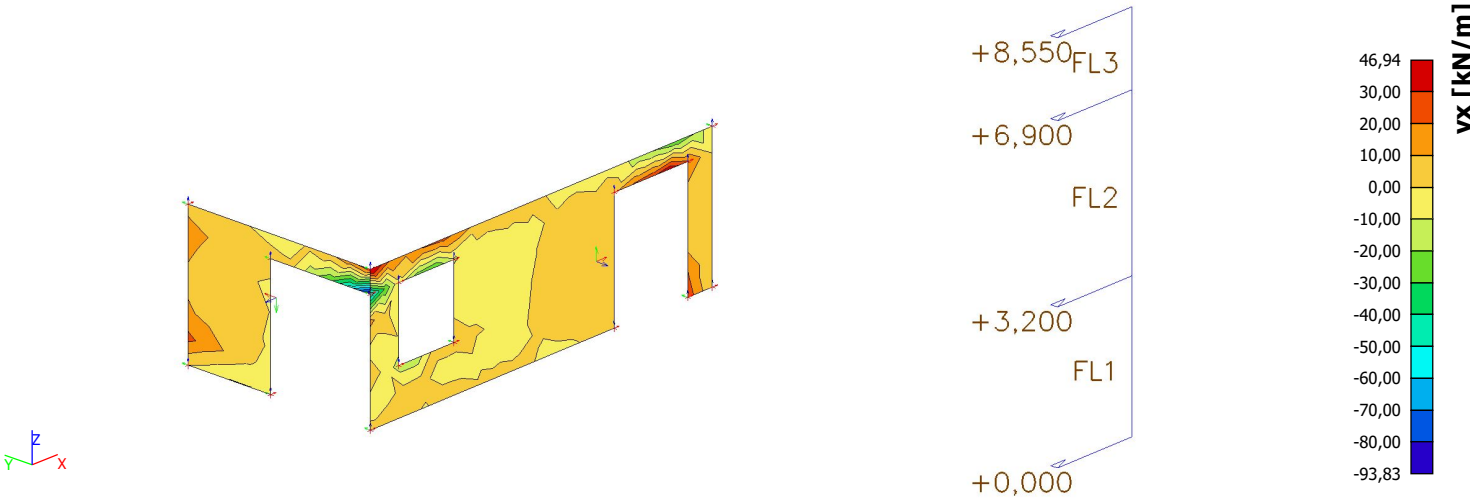

4.4.2.4. NSK - vy

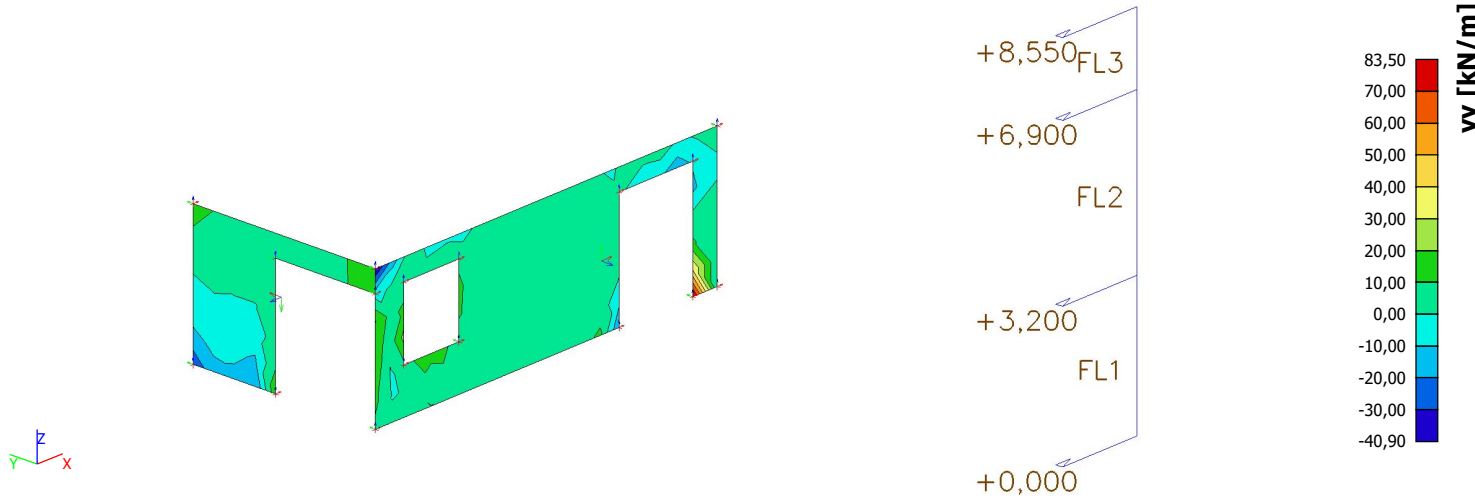

4.4.2.5. NSK - nx

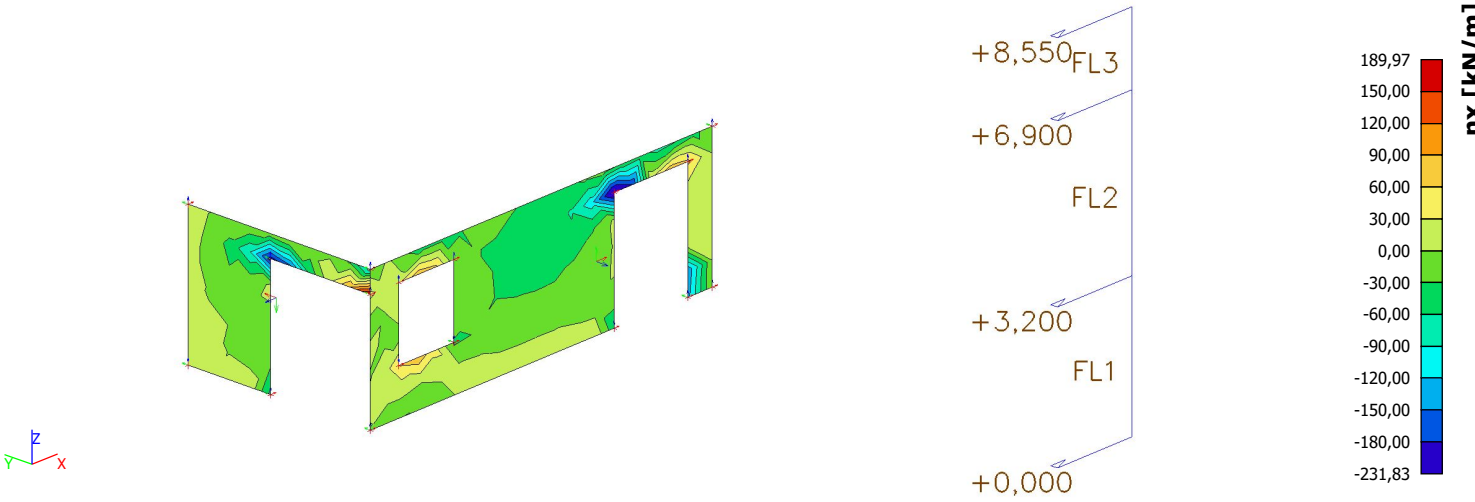

4.4.2.6. NSK - ny

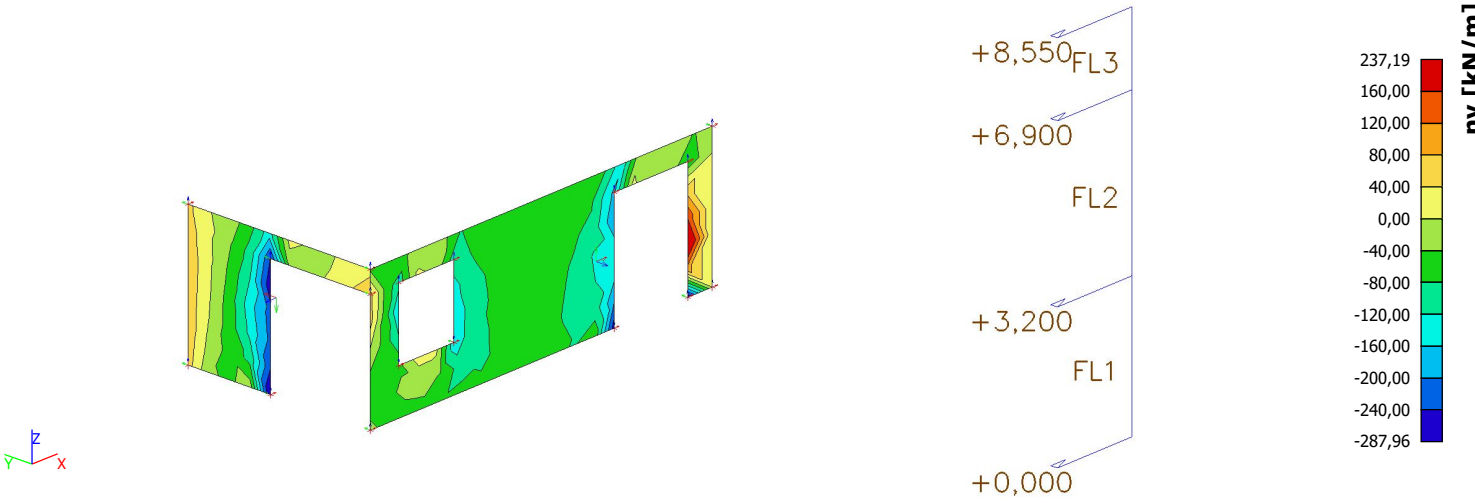

4.4.3. Armatura

4.4.3.1. Member 2D - design - required areas; As1-

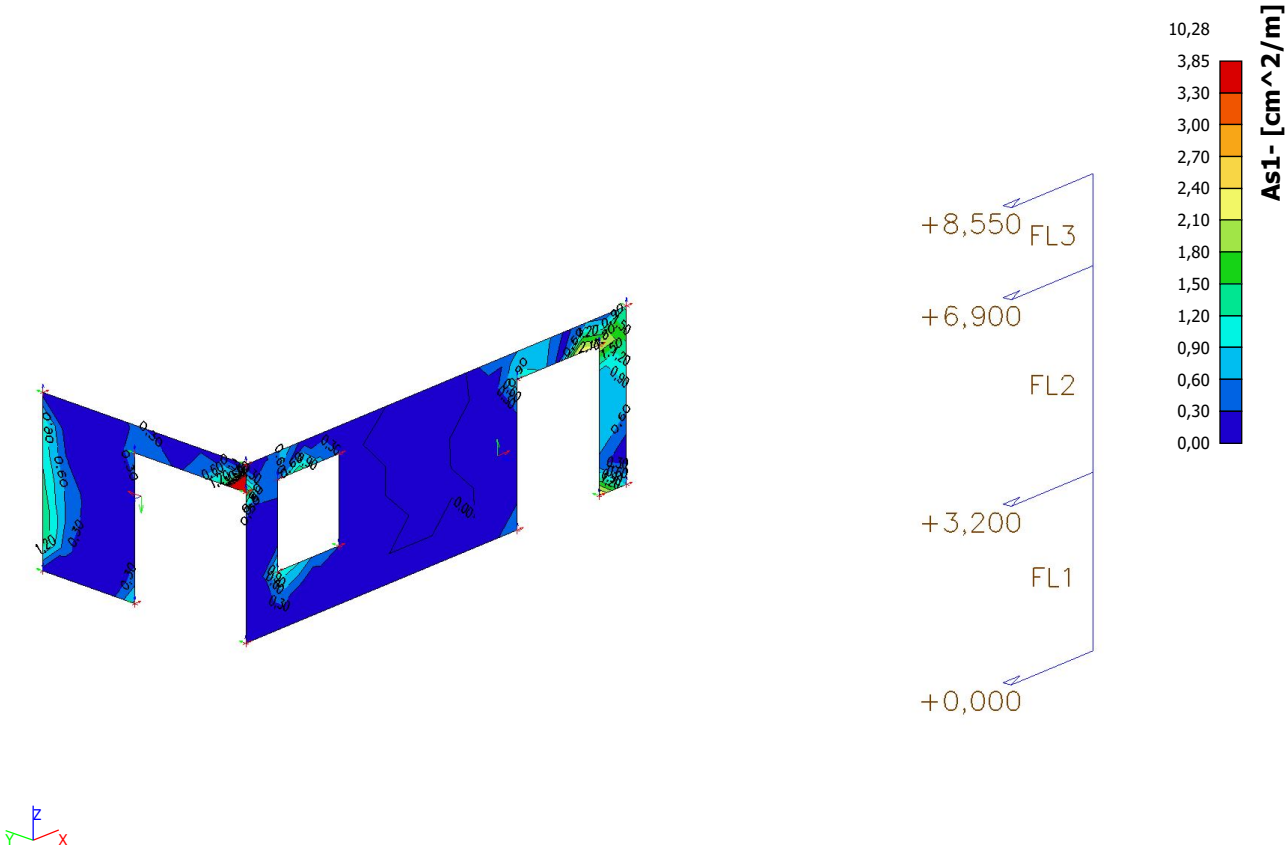

4.4.3.2. Member 2D - design - required areas; As2-

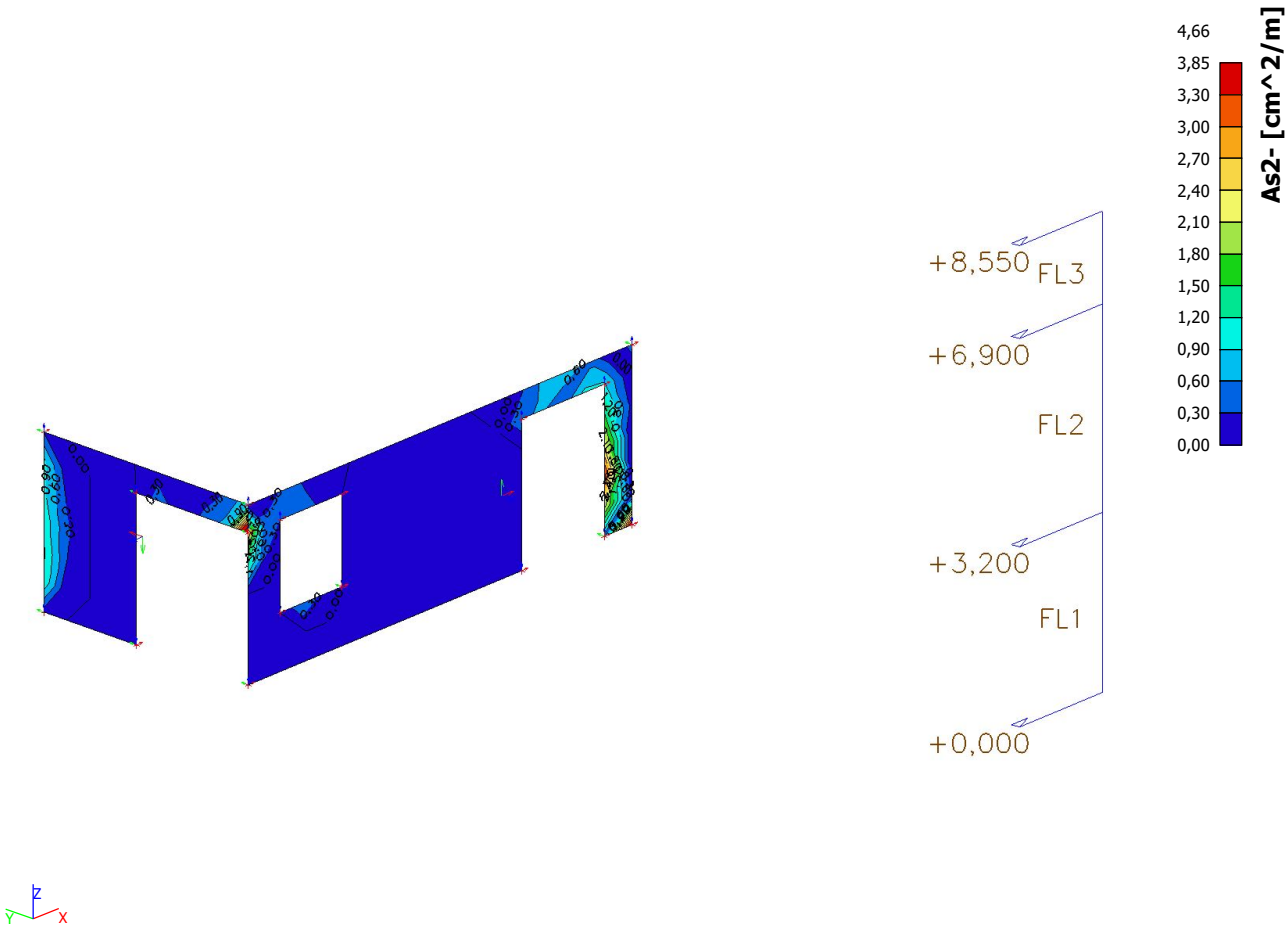

4.4.3.3. Member 2D - design - required areas; As1+

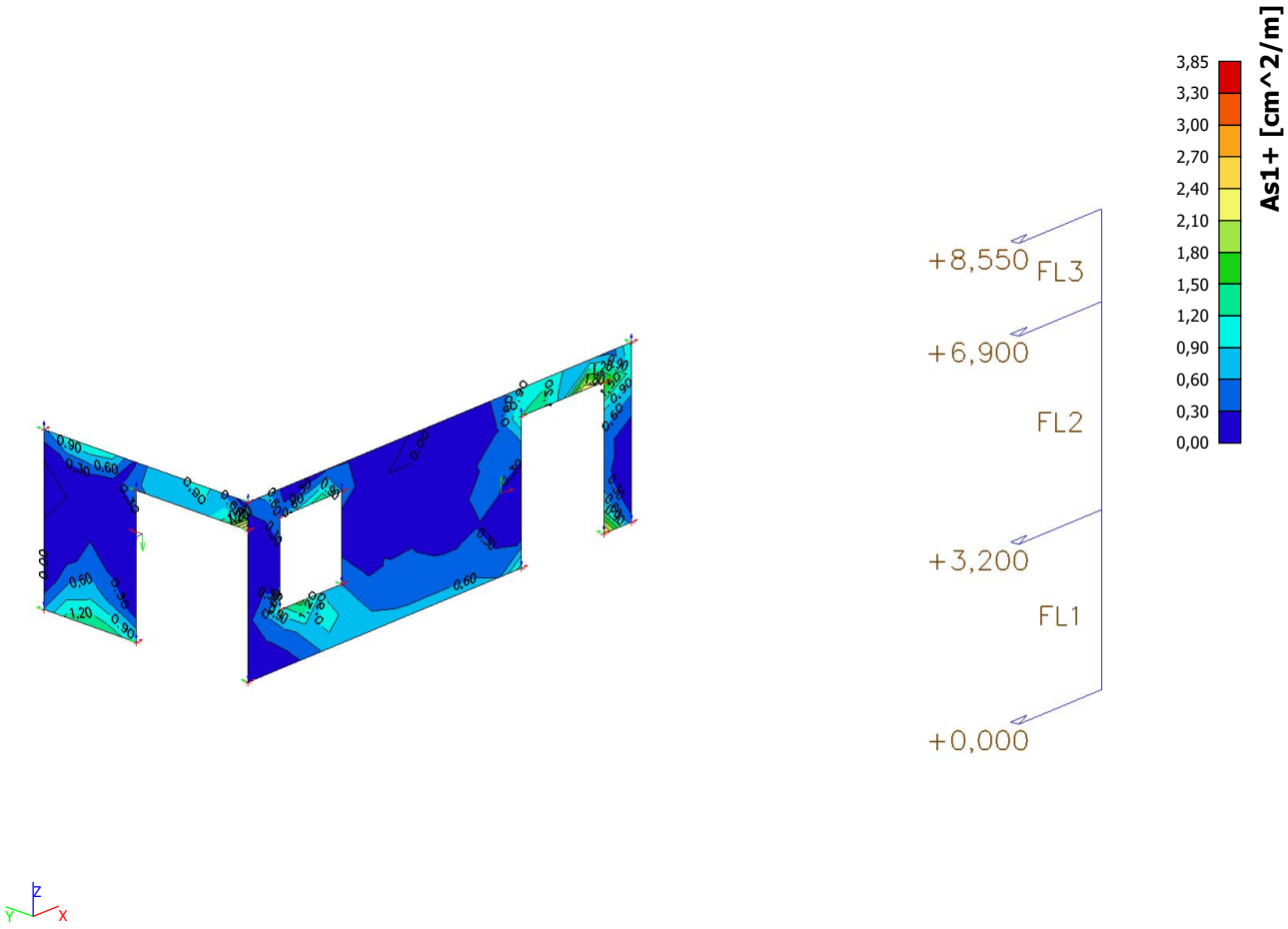

4.4.3.4. Member 2D - design - required areas; As2+

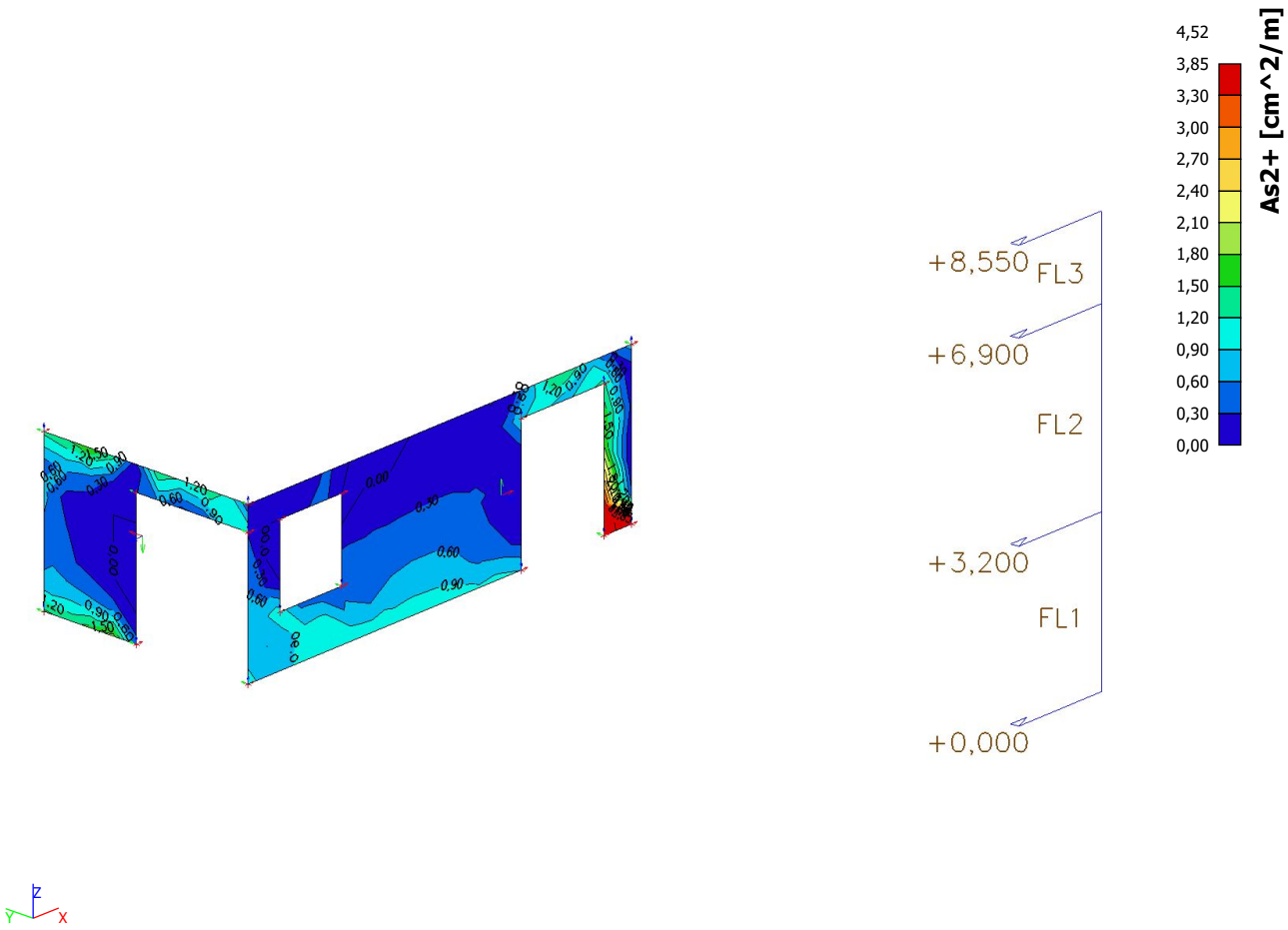

4.5. Stena v osi E

4.5.1. MSN

4.5.1.1. NSK - mx

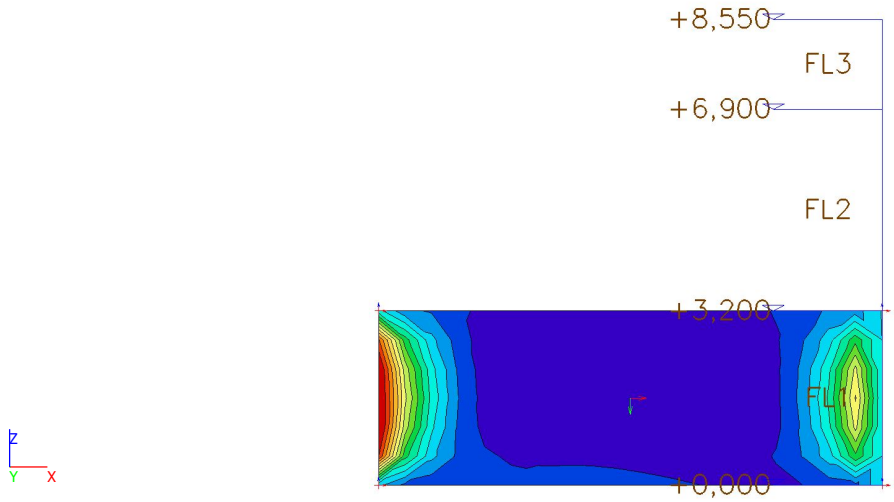

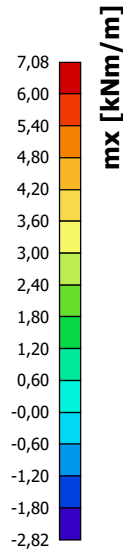

4.5.1.2. NSK - my

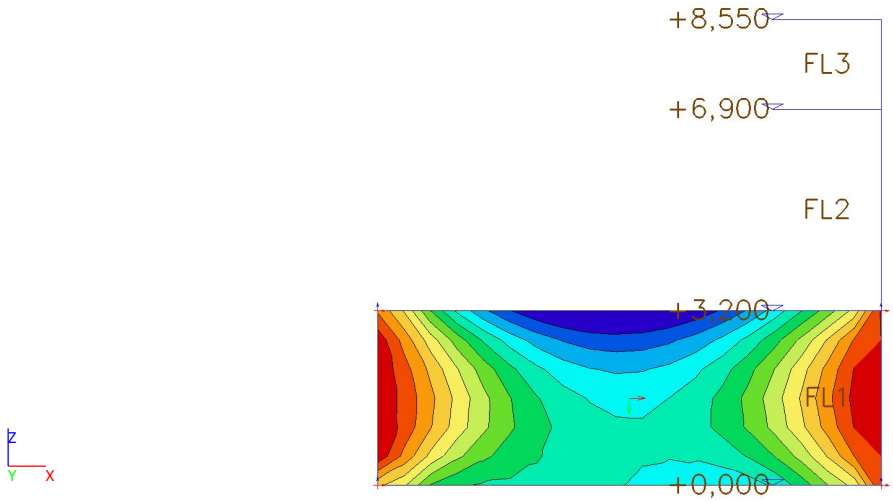

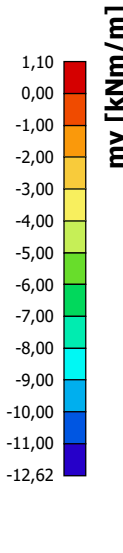

4.5.1.3. NSK - vx

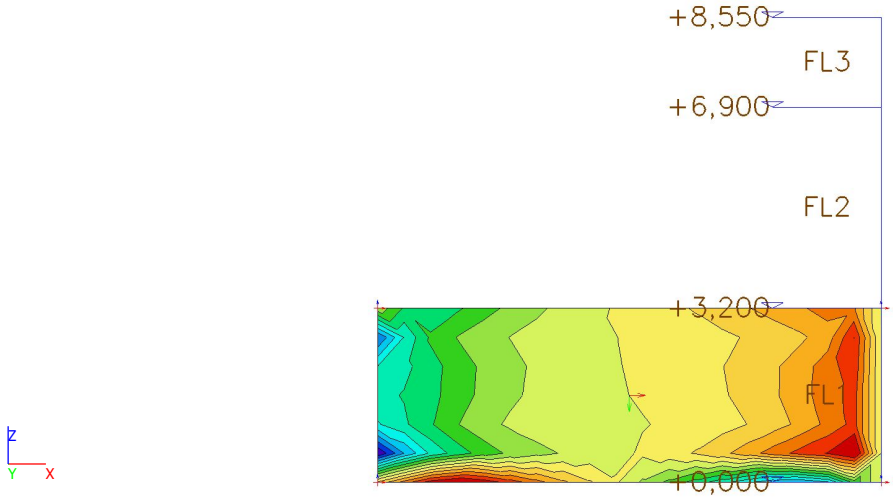

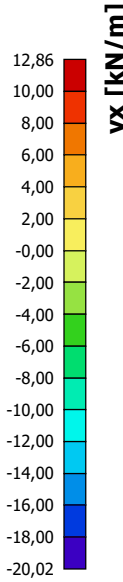

4.5.1.4. NSK - vy

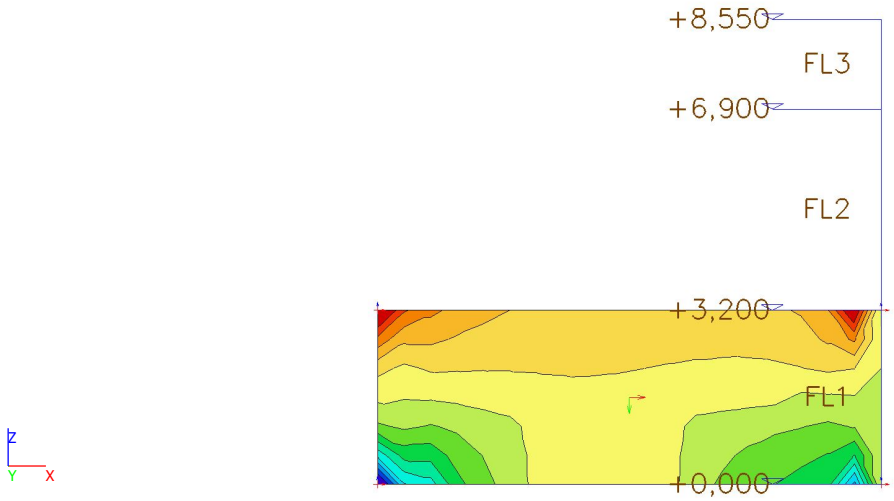

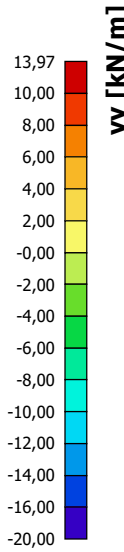

4.5.1.5. NSK - nx

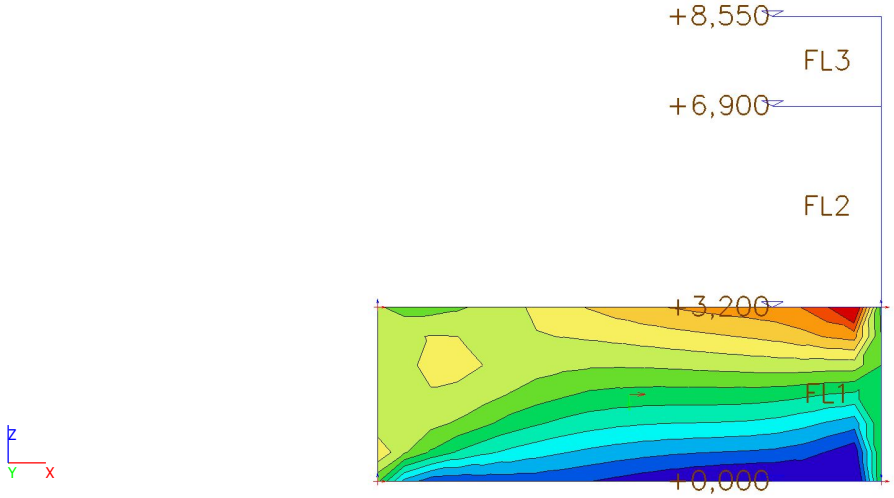

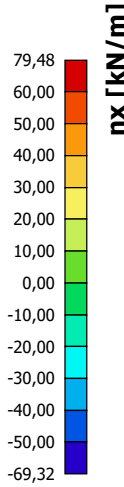

4.5.1.6. NSK - ny

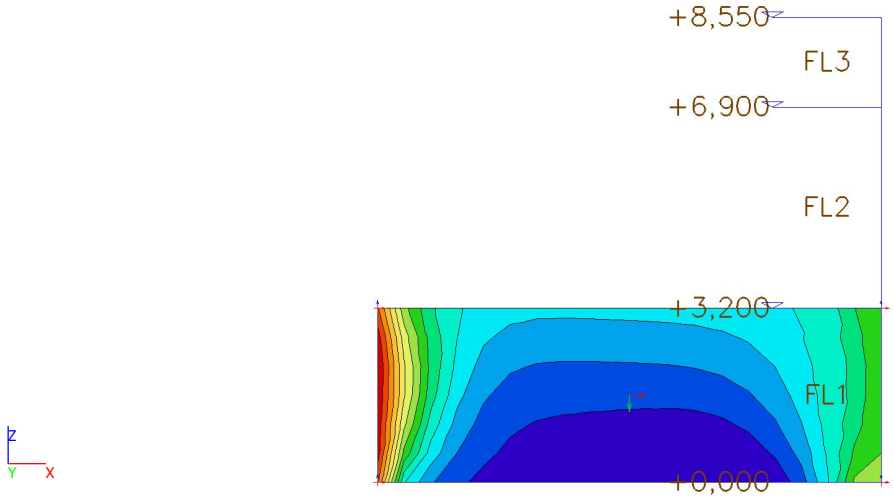

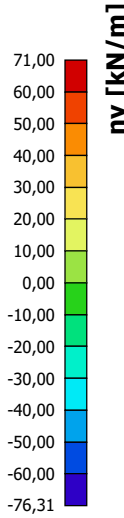

4.5.2. Potres

4.5.2.1. NSK - mx

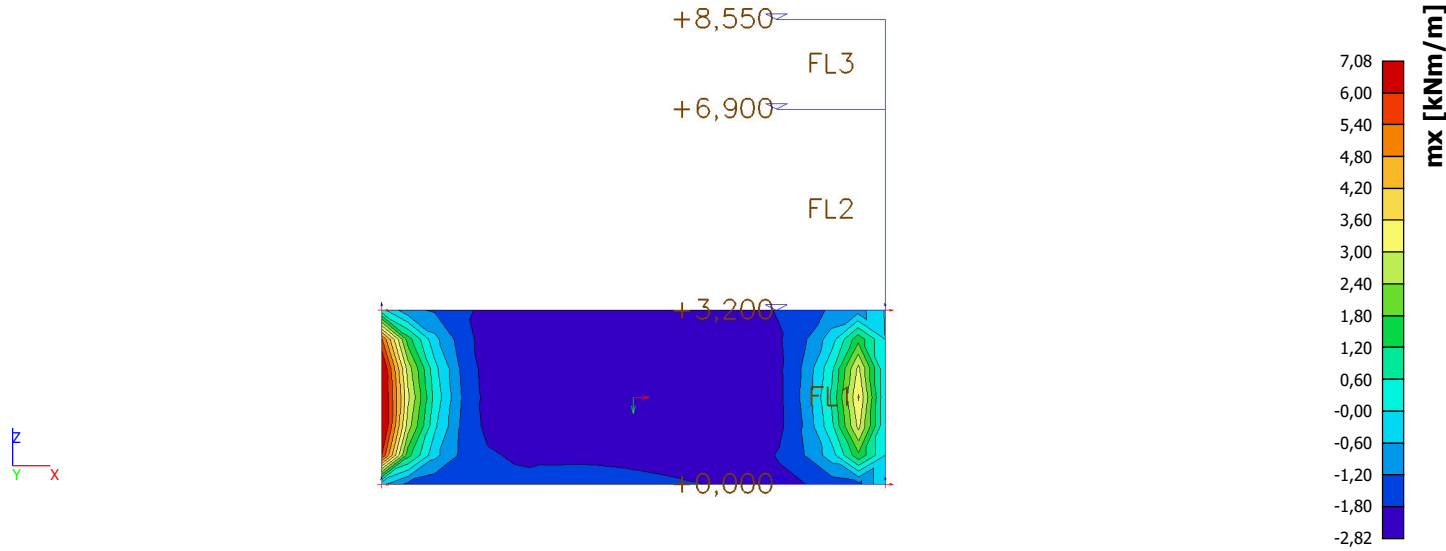

4.5.2.2. NSK - my

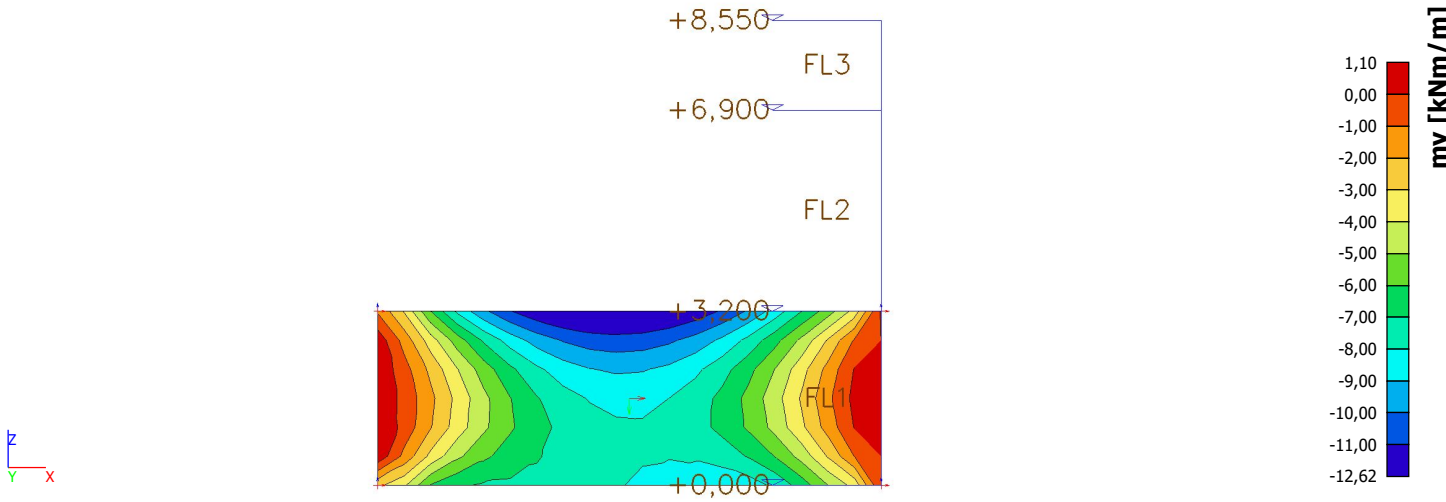

4.5.2.3. NSK - vx

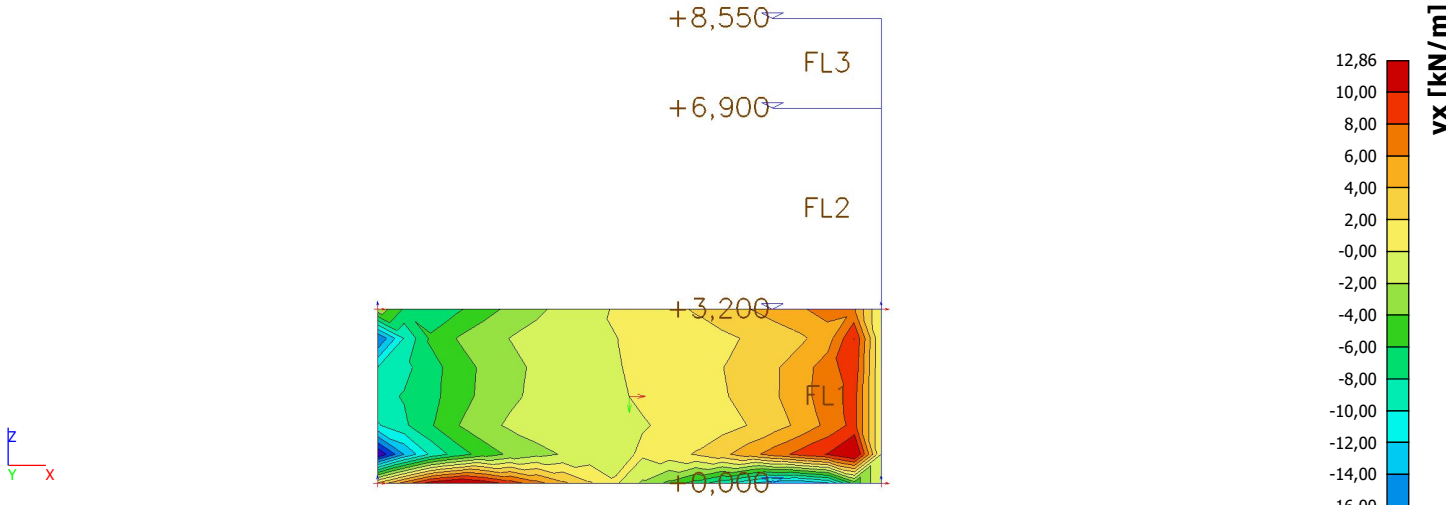

4.5.2.4. NSK - vy

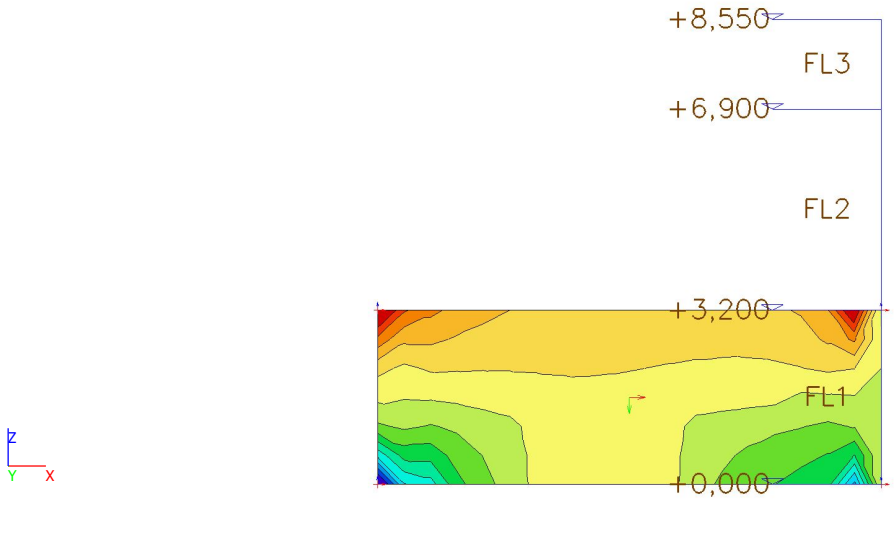

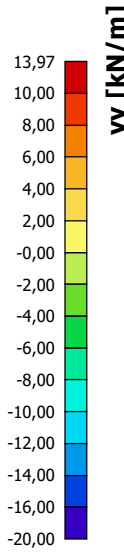

4.5.2.5. NSK - nx

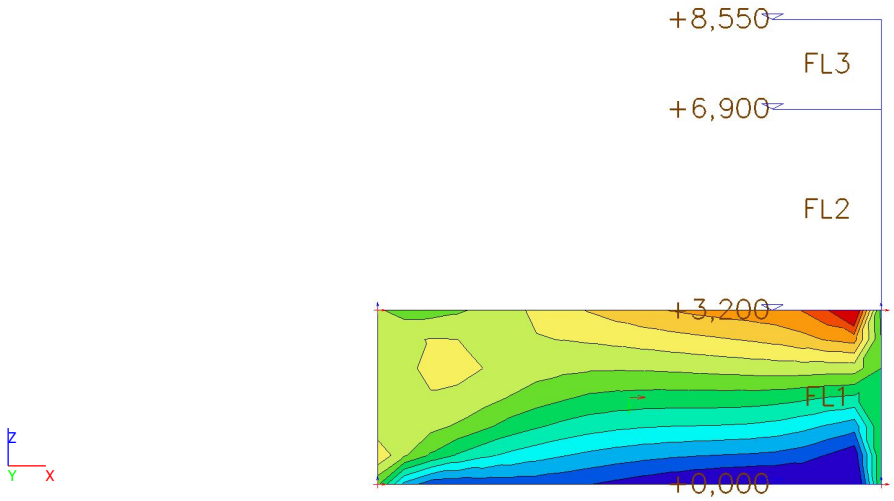

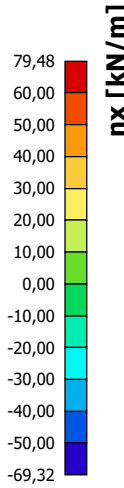

4.5.2.6. NSK - ny

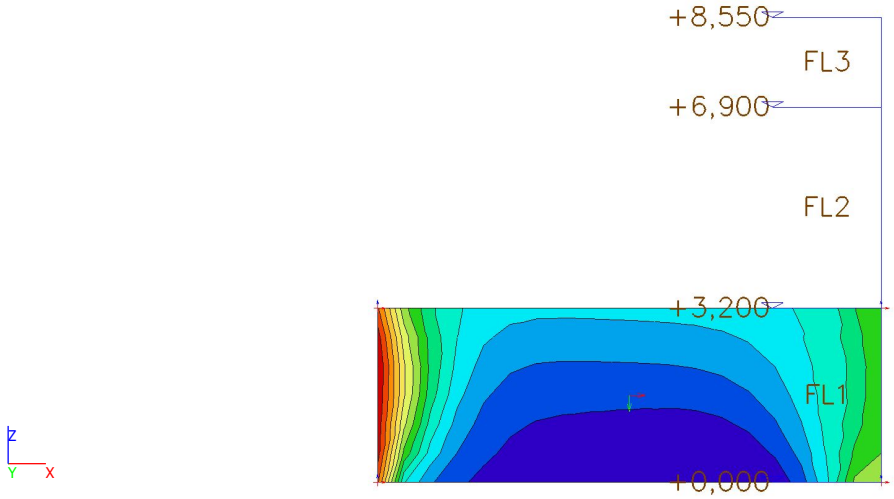

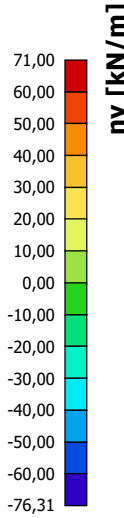

4.5.3. Armatura

4.5.3.1. Member 2D - design - required areas; As1-

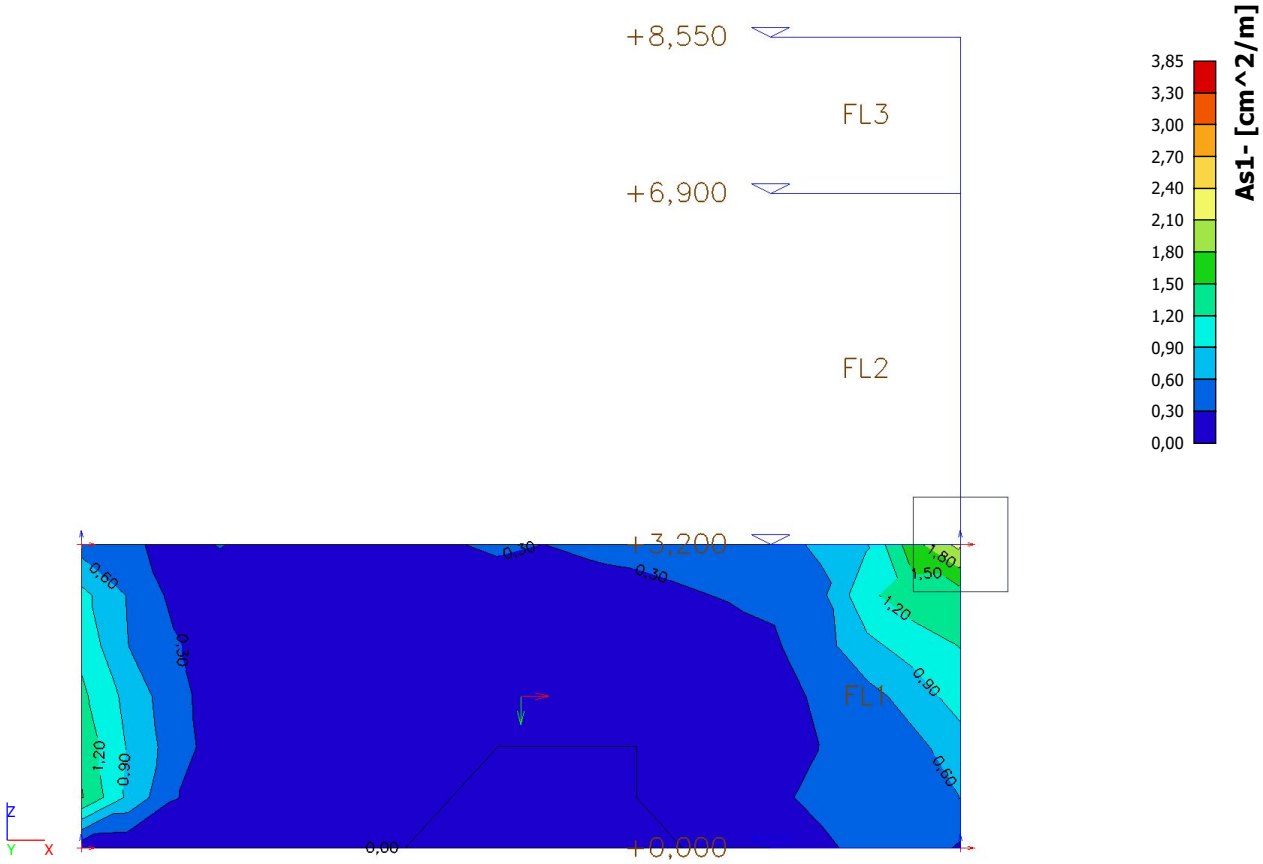

4.5.3.2. Member 2D - design - required areas; As2-

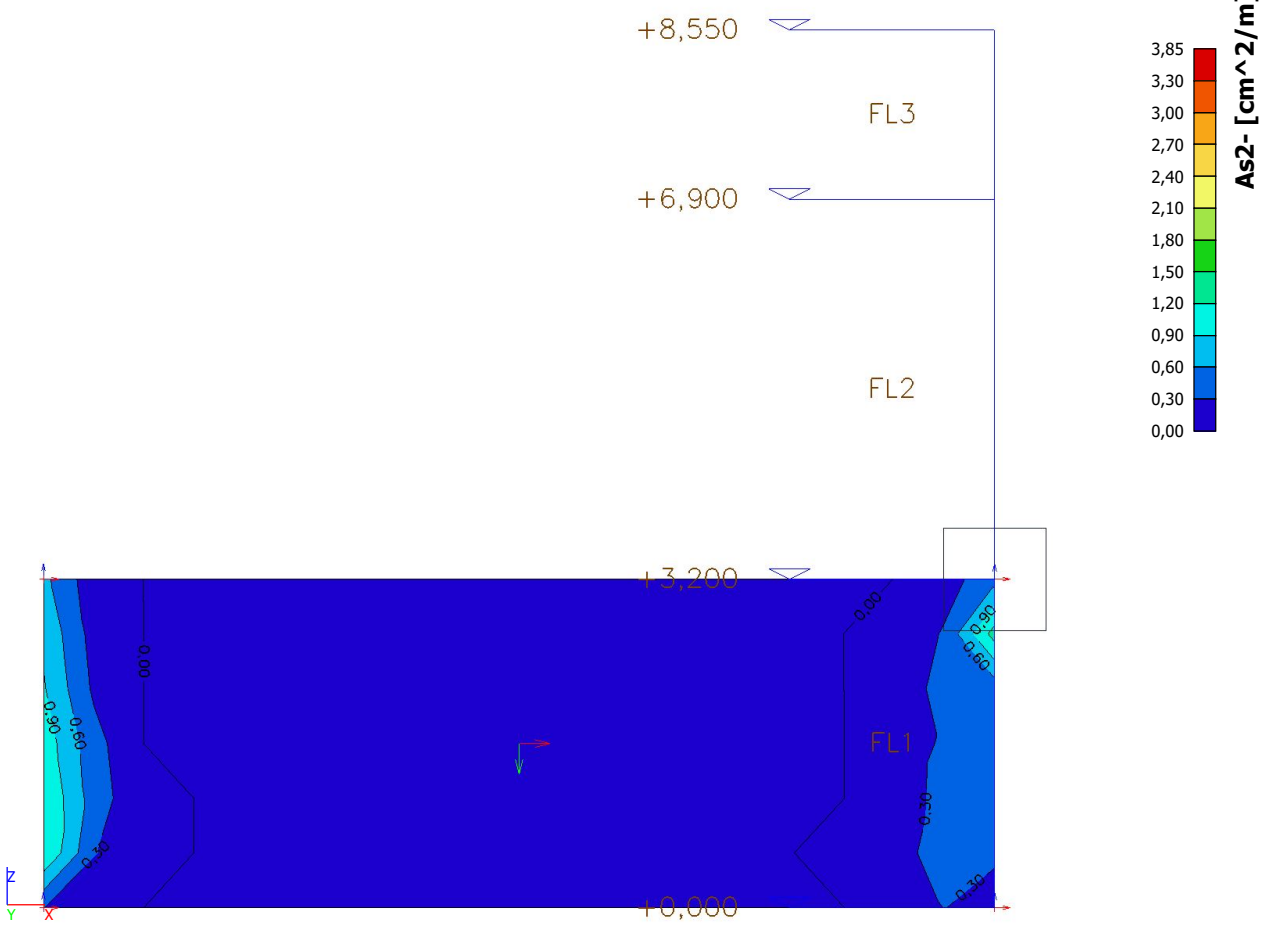

4.5.3.3. Member 2D - design - required areas; As1+



4.5.3.4. Member 2D - design - required areas; As2+

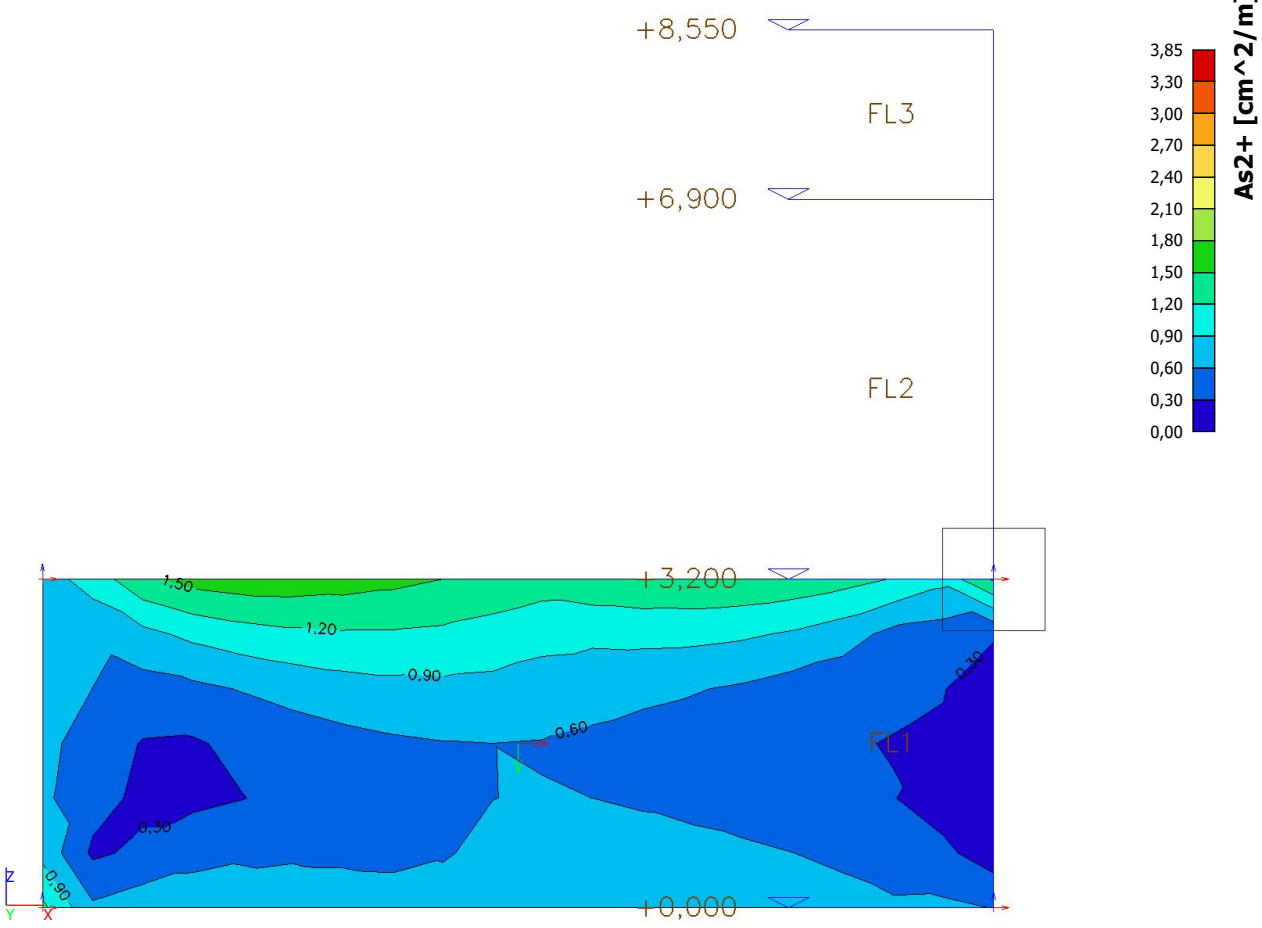

4.6. Strešna plošča dvorana

4.6.1. MSN

4.6.1.1. NSK - mx

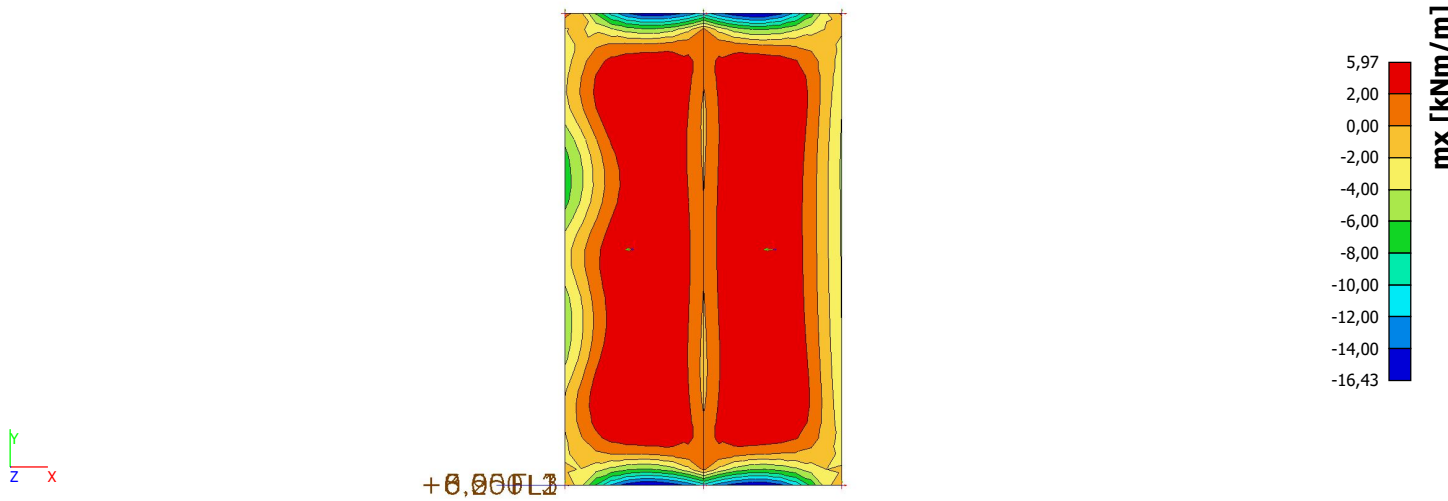

4.6.1.2. NSK - my

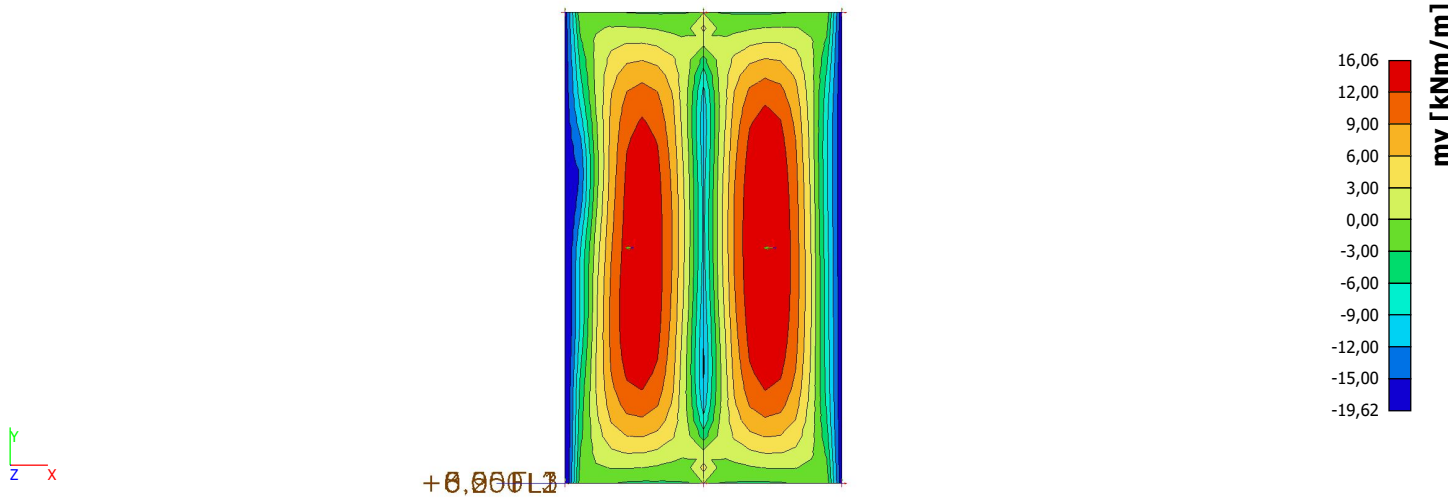

4.6.1.3. NSK - vx

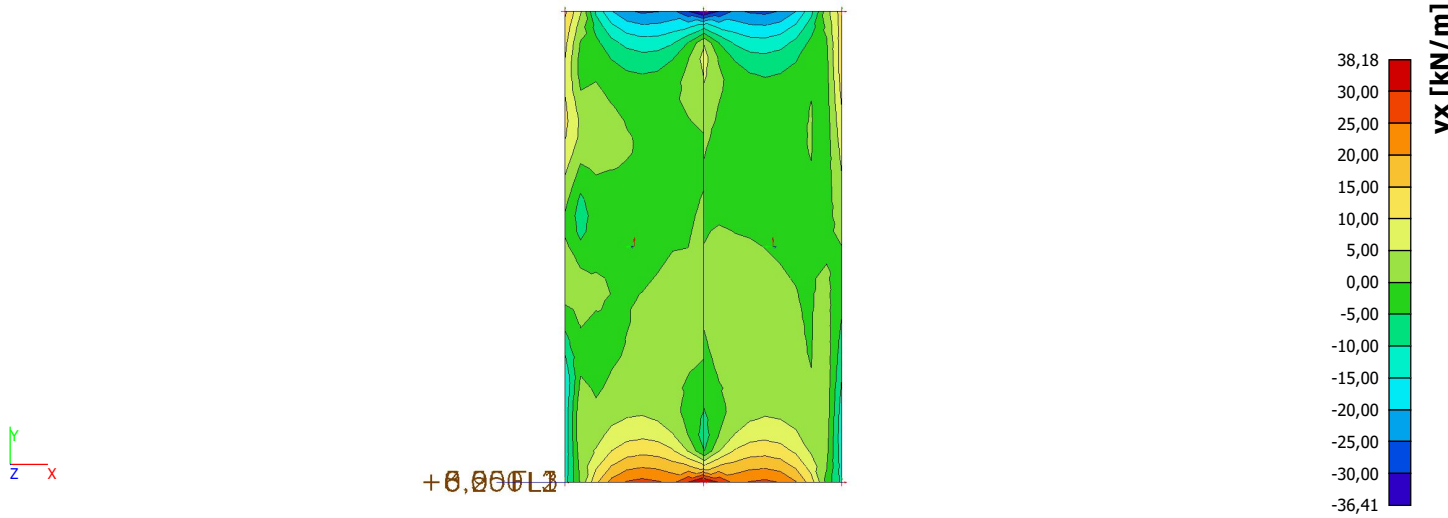

4.6.1.4. NSK - vy

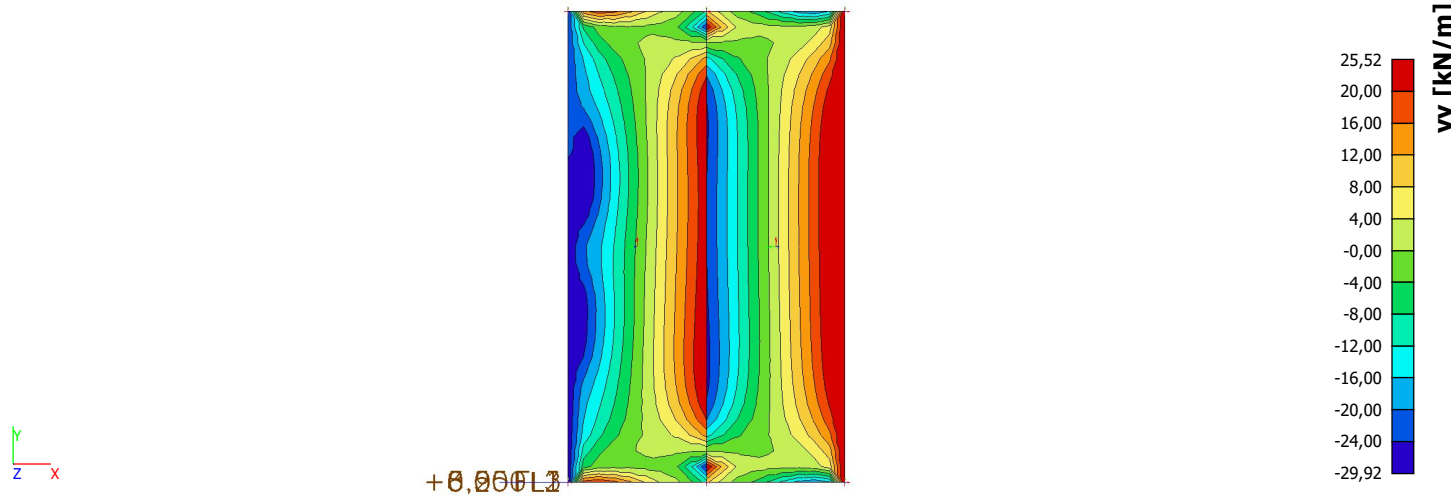

4.6.1.5. NSK - nx

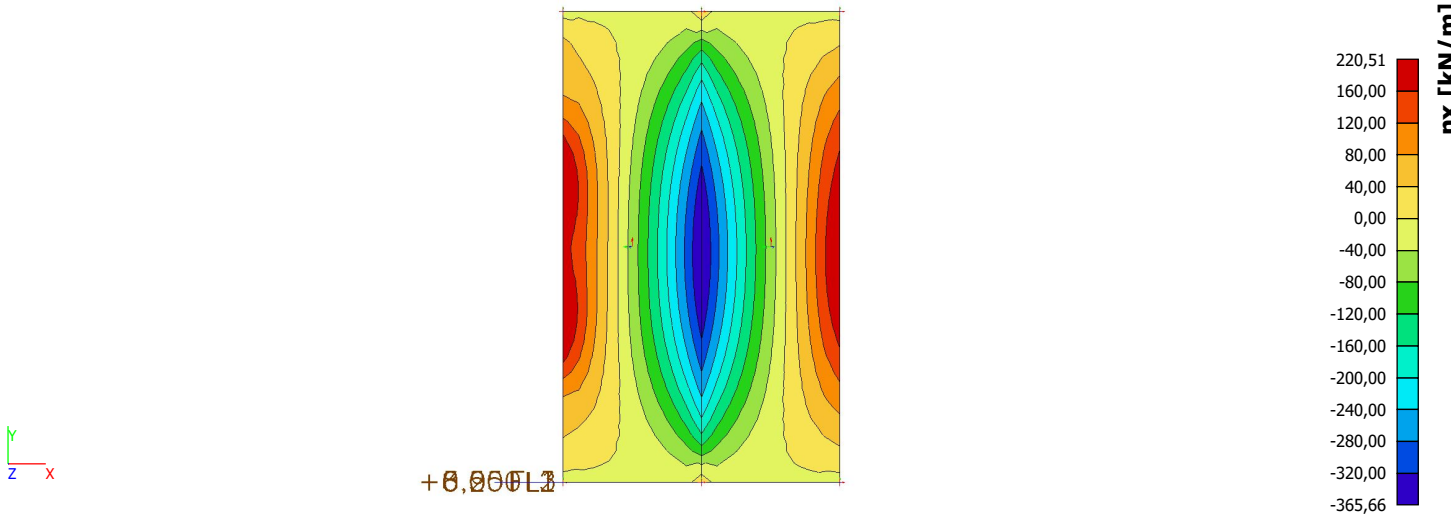

4.6.1.6. NSK - ny

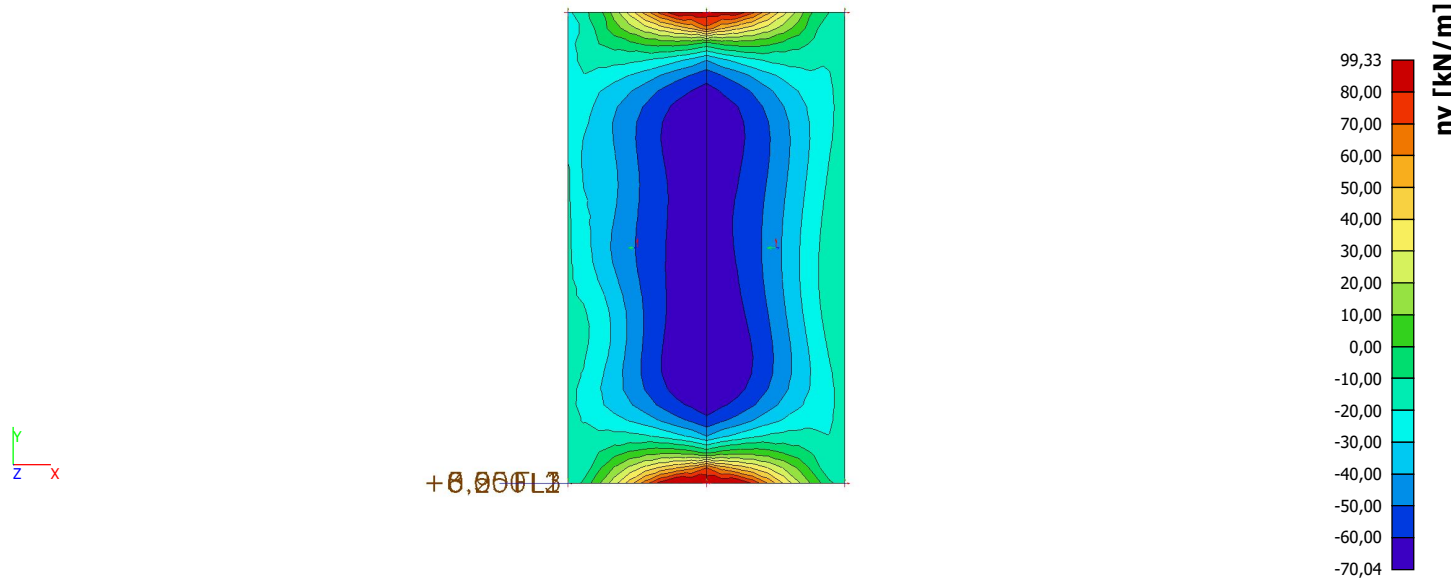

4.6.2. Potres

4.6.2.1. NSK - mx

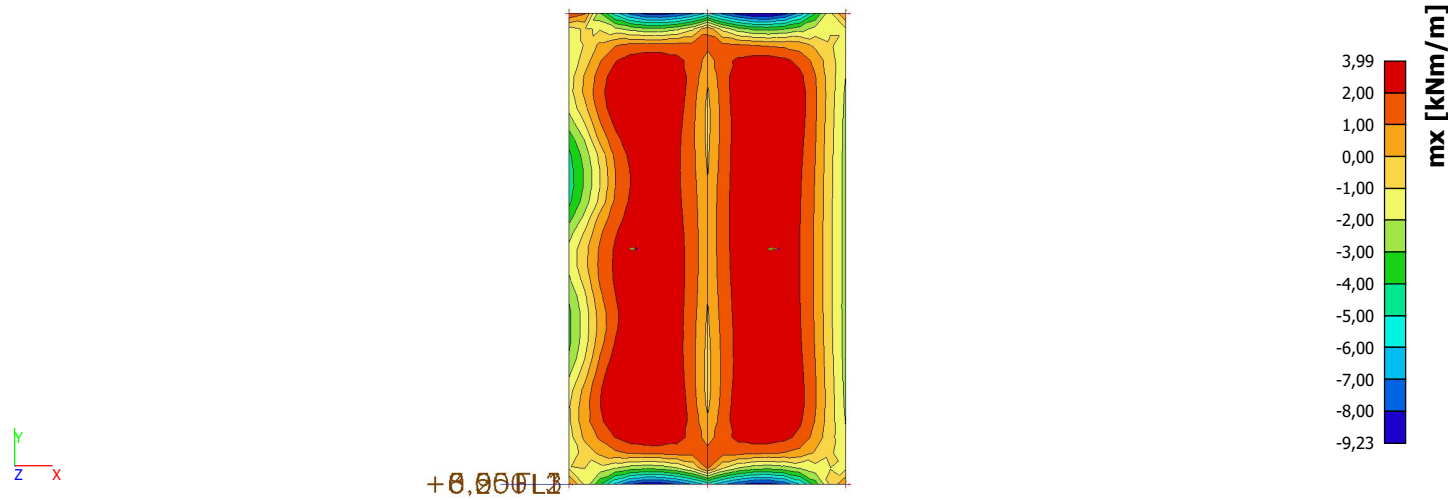

4.6.2.2. NSK - my

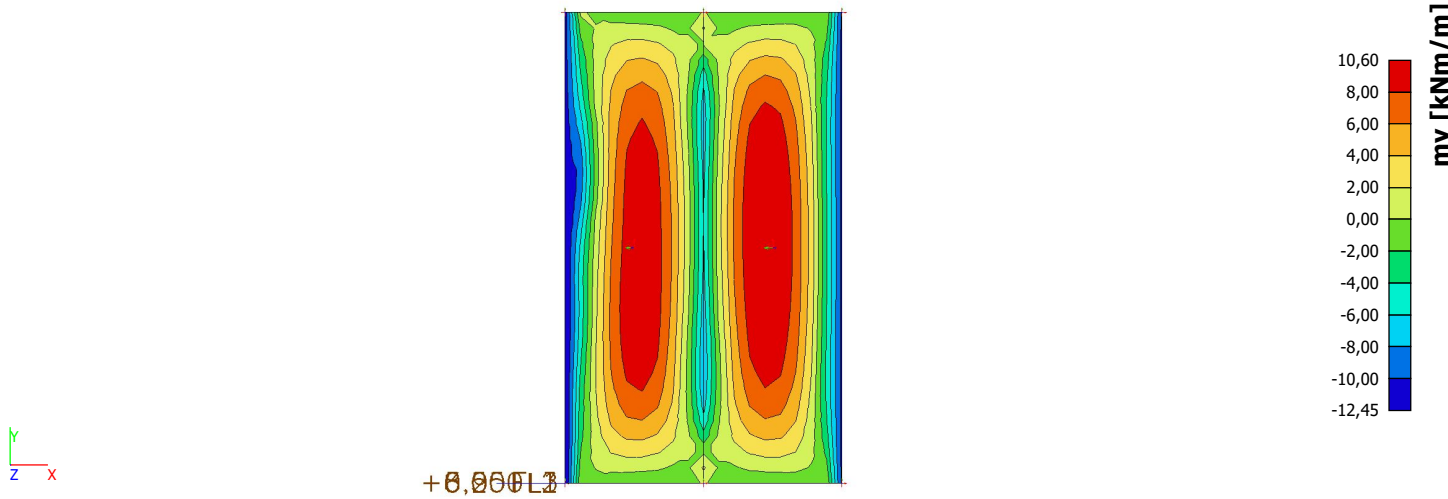

4.6.2.3. NSK - vx

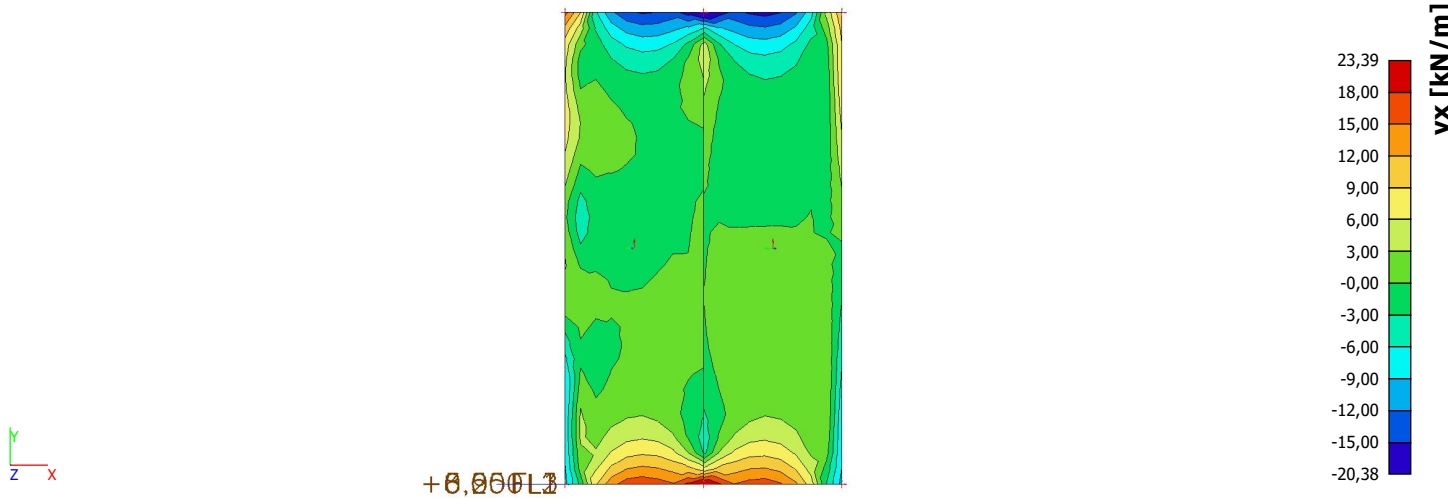

4.6.2.4. NSK - vy

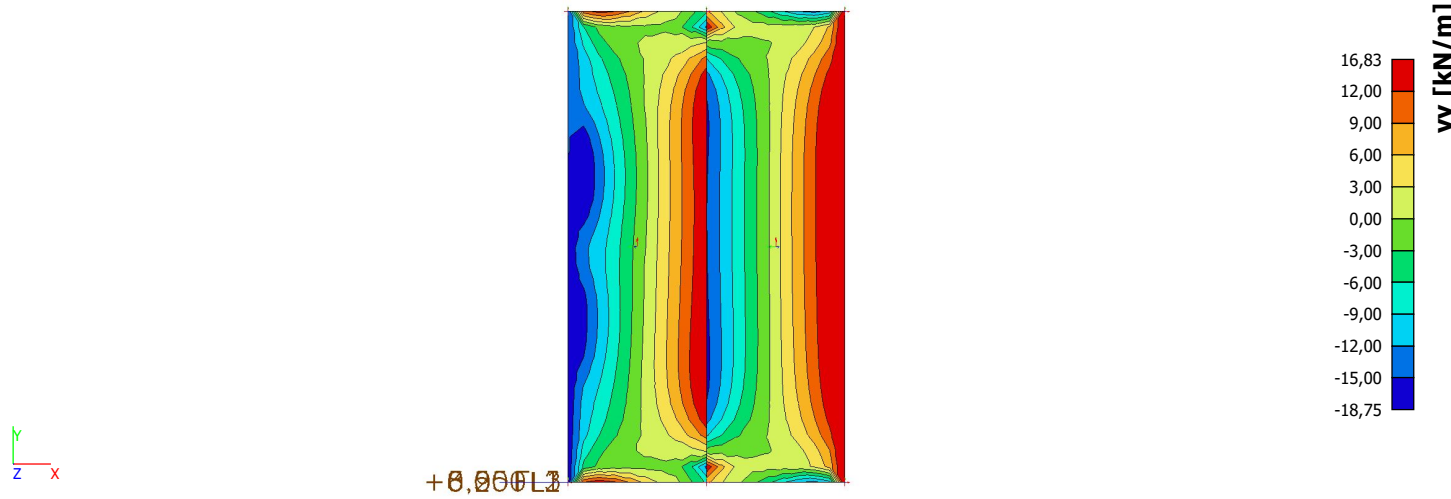

4.6.2.5. NSK - nx

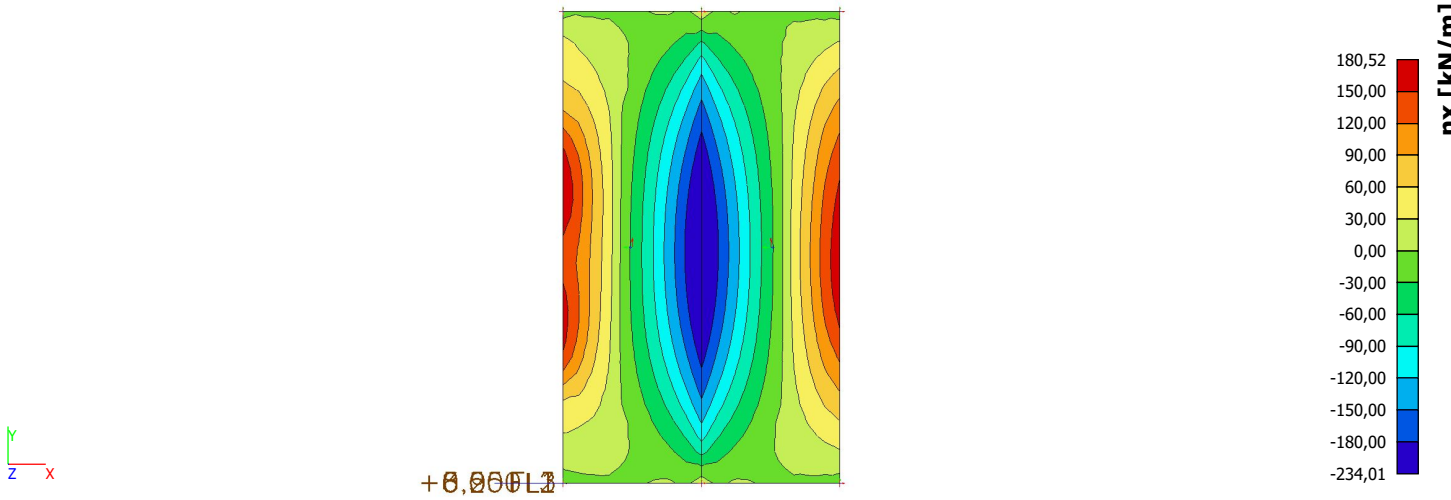

4.6.2.6. NSK - ny

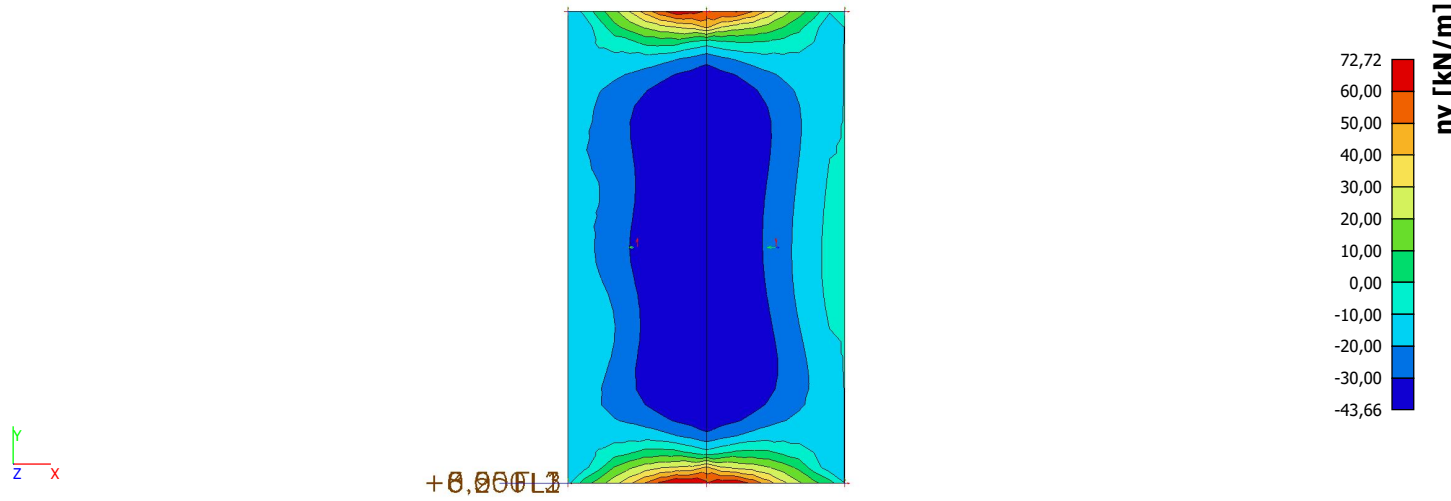

4.6.3. Armatura

4.6.3.1. Member 2D - design - required areas; As1-

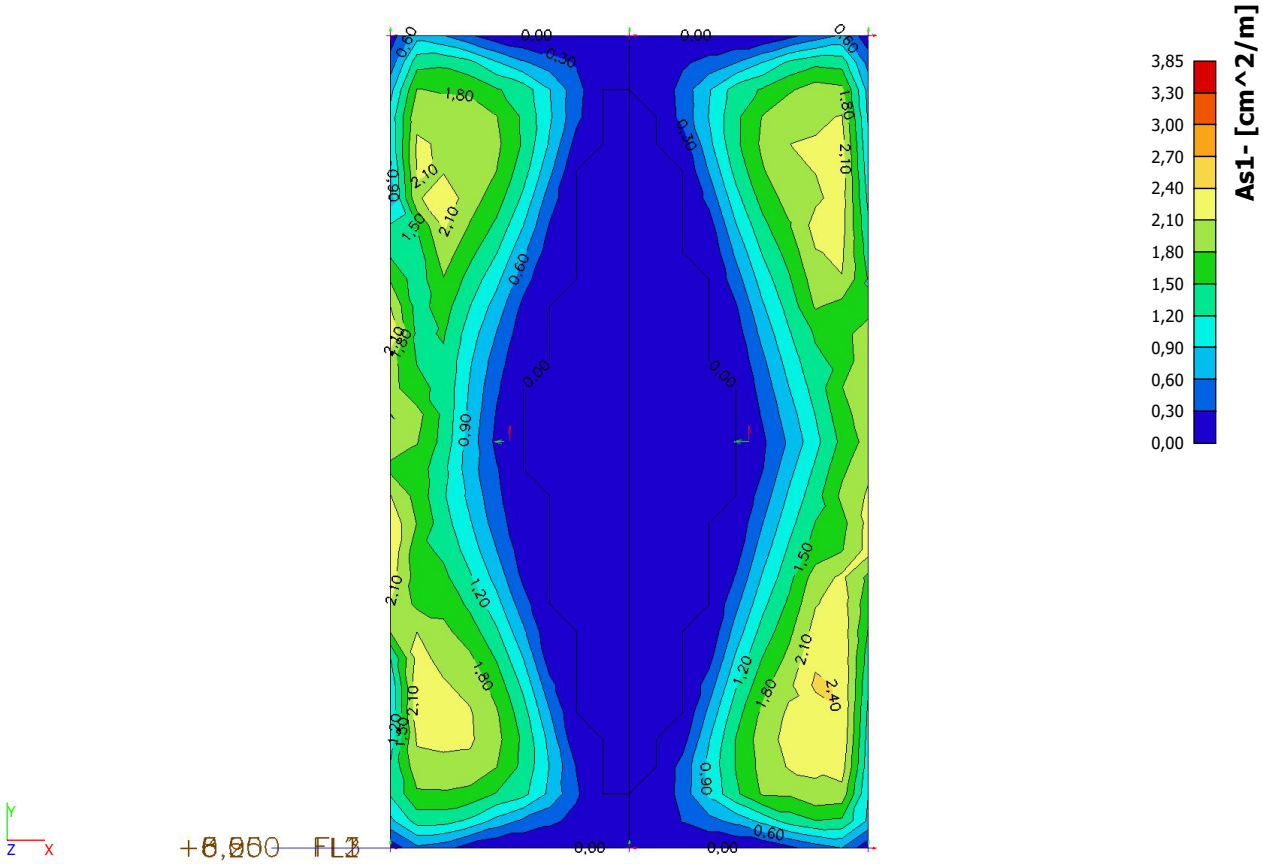

4.6.3.2. Member 2D - design - required areas; As2-

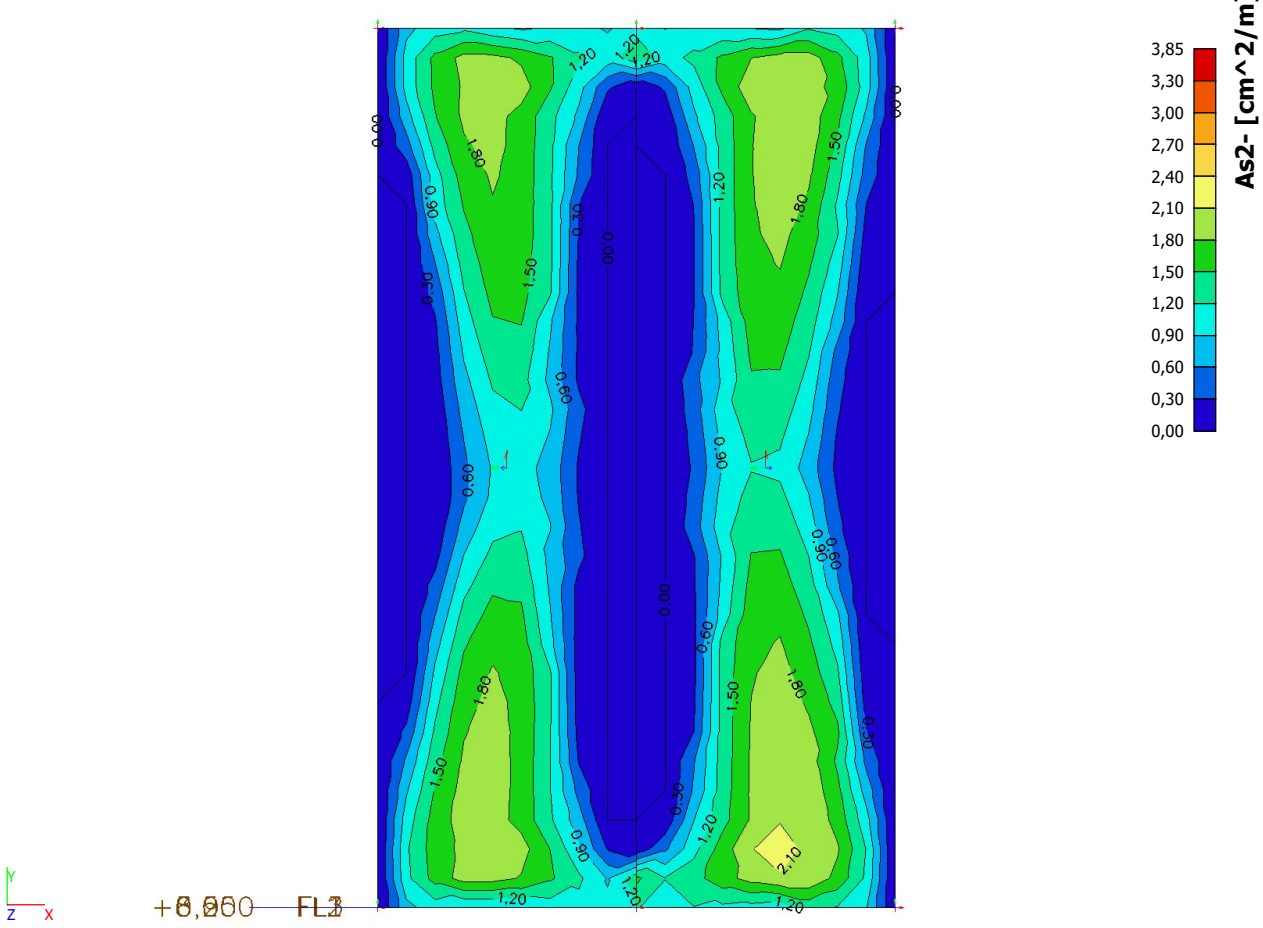

4.6.3.3. Member 2D - design - required areas; As1+

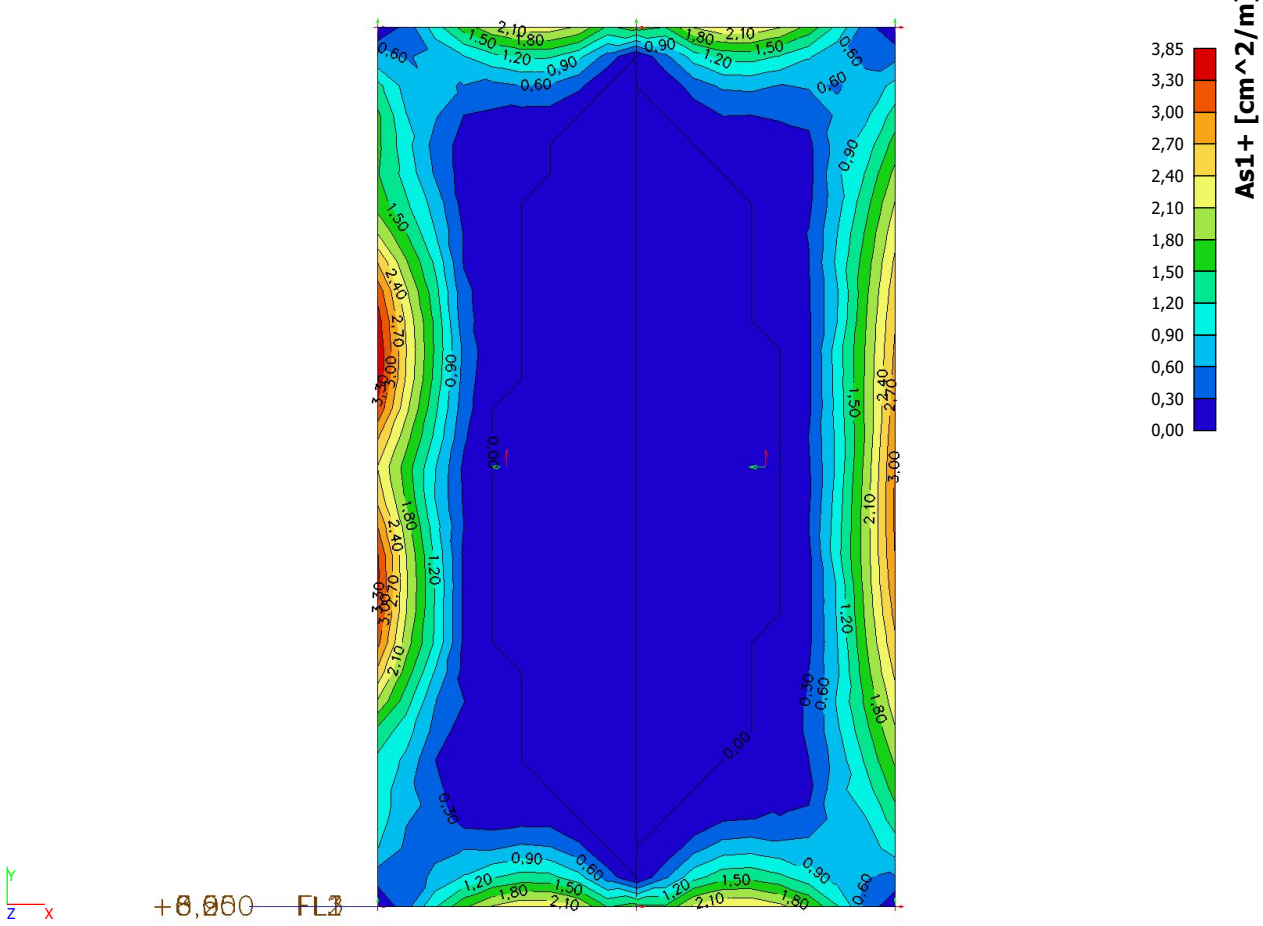

4.6.3.4. Member 2D - design - required areas; As2+

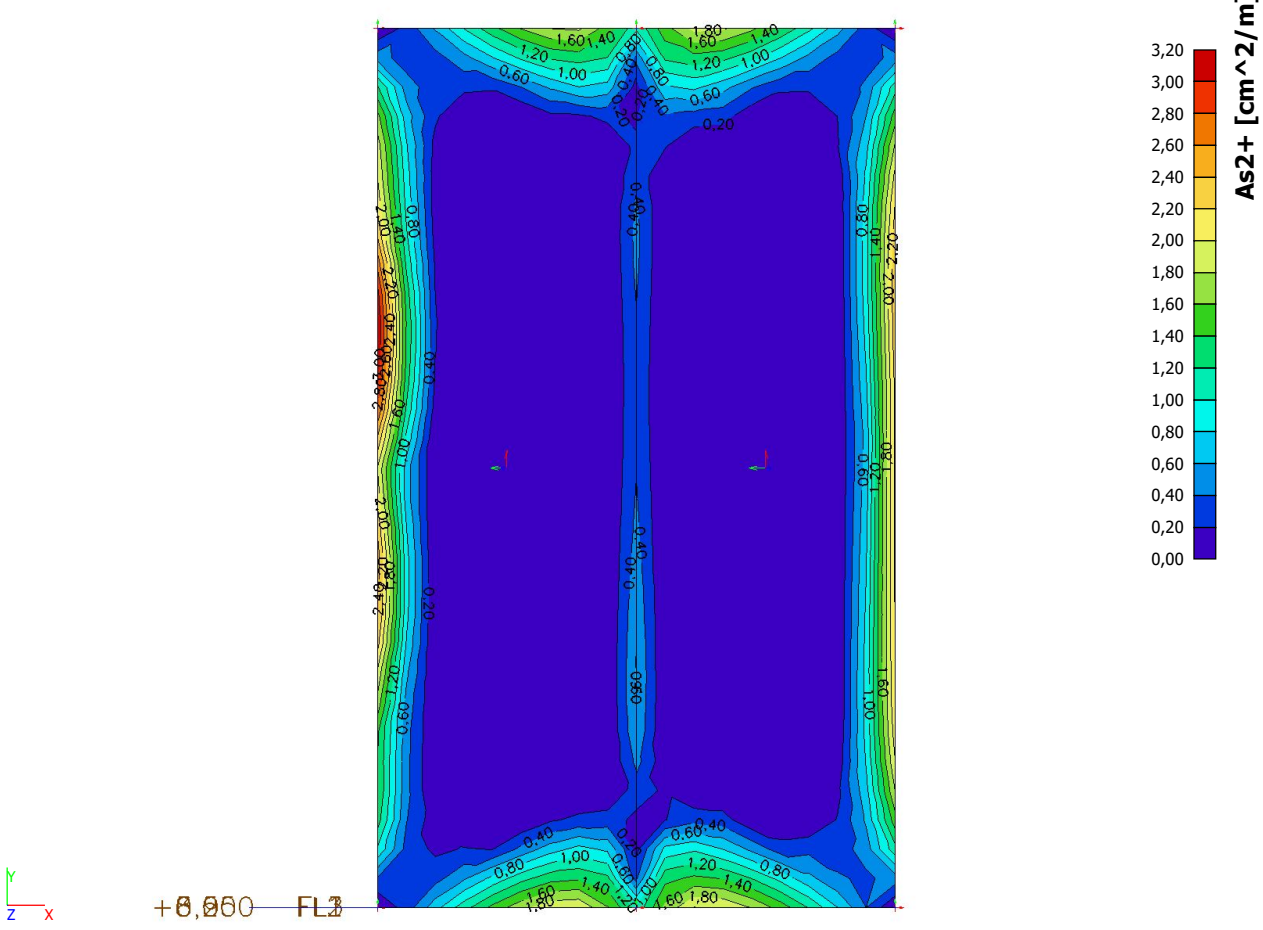

4.7. Strešna plošča

4.7.1. MSN

4.7.1.1. MSN - mx

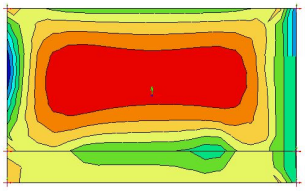

4.7.1.2. MSN - my

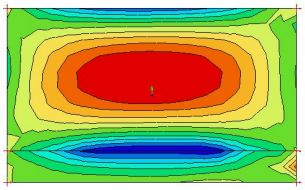

4.7.1.3. MSN - vx

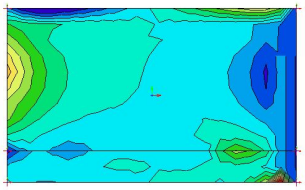

4.7.1.4. MSN - vy

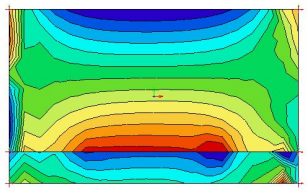

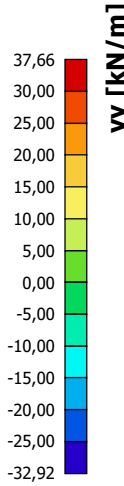

4.7.1.5. MSN - nx

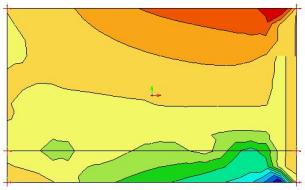

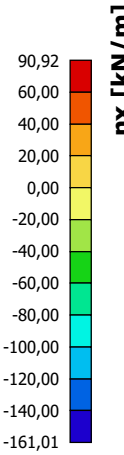

4.7.1.6. MSN - ny

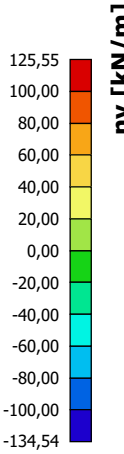

4.7.2. Armatura

4.7.2.1. Member 2D - design - required areas; As1-

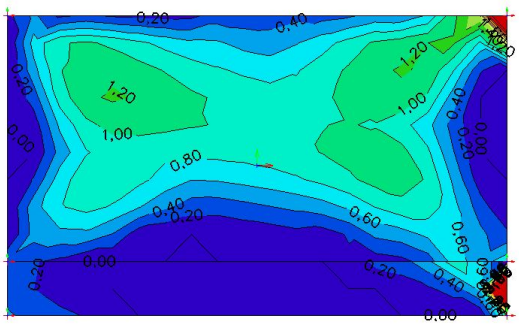

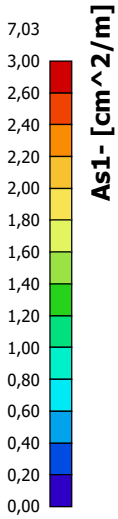

+6,200 FL3

4.7.2.2. Member 2D - design - required areas; As2-

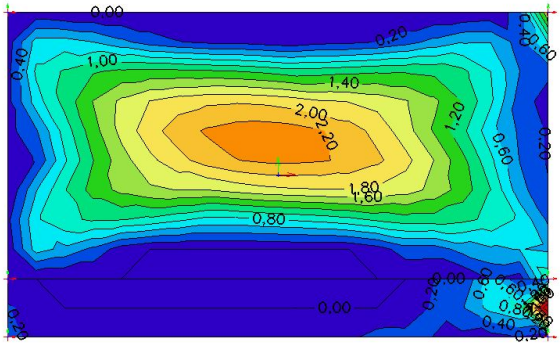

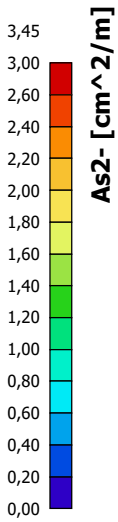

+6,200 FL3

4.7.2.3. Member 2D - design - required areas; As1+

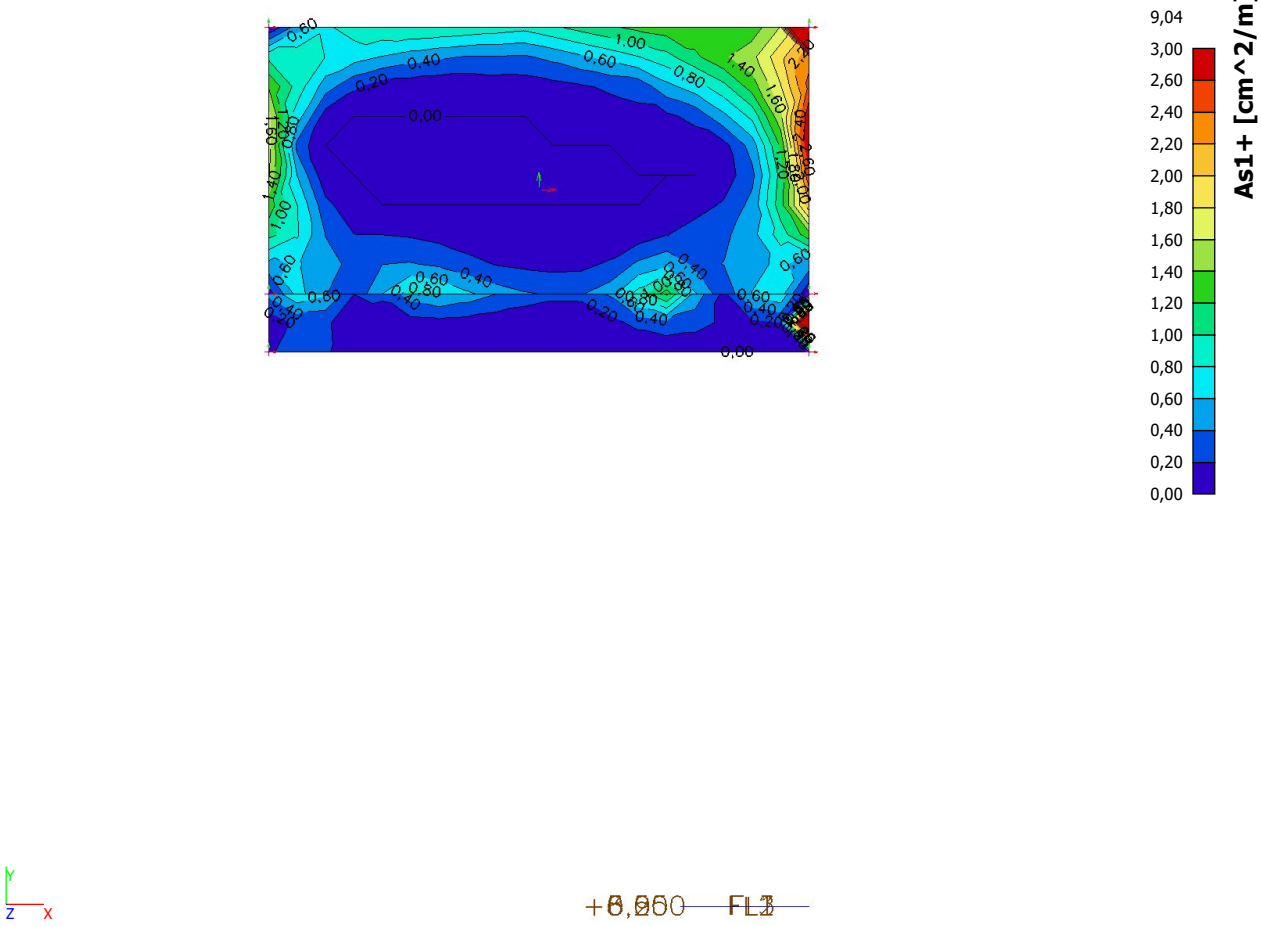

4.7.2.4. Member 2D - design - required areas; As2+

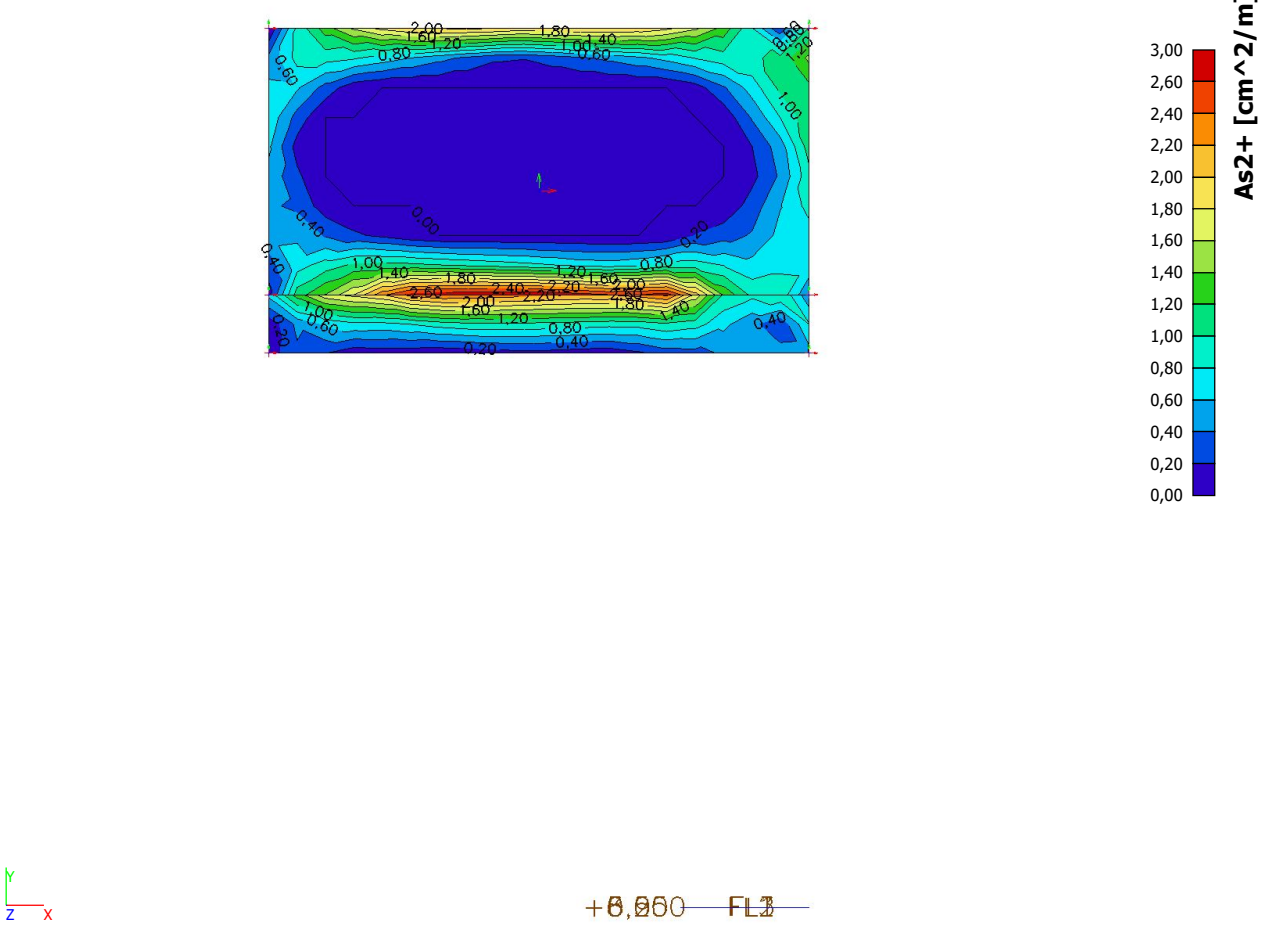

4.8. Deformacije strešnih plošče

4.8.1. Member 2D - concrete deformation - nonlinear with creep; Uz

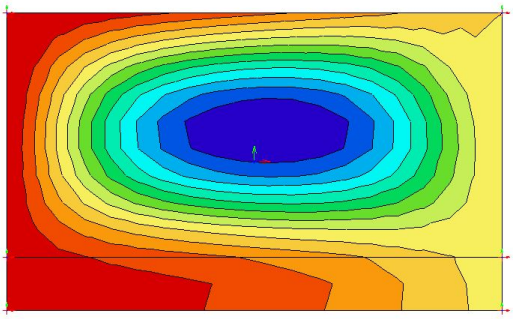

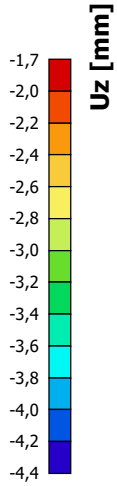

4.8.2. Member 2D - concrete deformation - nonlinear with creep; Uz

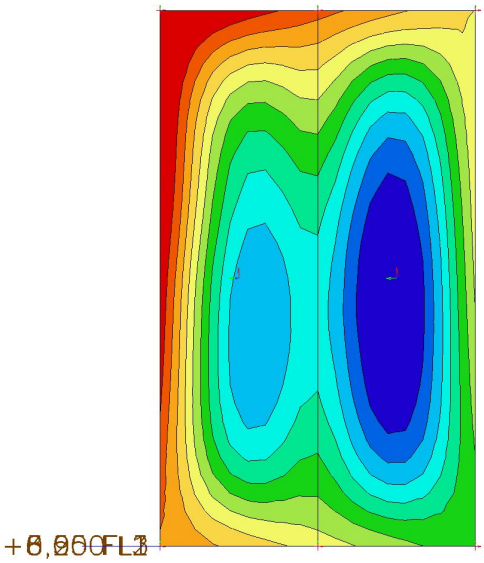

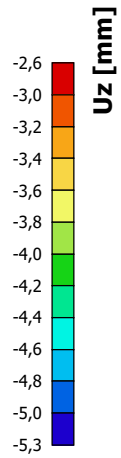

Prikazani povesi so končni z upoštevanjem reologije betona. Kot je razvidno so ti povsod manjši od 1 cm.

5. Nadstrešek

Računska analiza AB nadstreška

1. Kazalo vsebine

1. Kazalo vsebine 2
2. Zasnova 3
2.1. Računski model 3
2.2. Material 4
2.3. Cross-sections 4
2.4. Nodes 5
2.5. 2D members 5
2.6. Debeline ploskovnih elementov 5
2.7. Subsoils 5
3. Obtežbe 6
3.1. Load cases 6
3.2. Load groups 6
3.3. Combinations 6
3.4. Mass groups 6
3.5. Combination of mass groups 6
3.6. Lastna teža 7
3.7. Stalna teža 7
3.8. Veter 8
3.9. Sneg 8
3.10. Potres 9
3.10.1. Seismic spectrums 9
3.10.2. Izračun nihanja 9
3.10.3. 1. nihajna oblika 10
3.10.4. 2. nihajna oblika 11
3.10.5. 3. nihajna oblika 11
4. Rezultati 12
4.1. Talna plošča 12
4.1.1. Kontaktni tlaki MSU karakteristicno 12
4.1.2. Kontaktni tlak MSN 12
4.1.3. 2D internal forces; m_x 13
4.1.4. 2D internal forces; m_y 13
4.1.5. 2D internal forces; v_x 14
4.1.6. 2D internal forces; v_y 14
4.1.7. Izračun armature 15
4.1.7.1. Reinforcement 2D design; As,req,1+ 15
4.1.7.2. Reinforcement 2D design; As,req,2+ 15
4.1.7.3. Reinforcement 2D design; As,req,1- 16
4.1.7.4. Reinforcement 2D design; As,req,2- 16
4.2. Strešna plošča 17
4.2.1. 2D internal forces; m_x 17
4.2.2. 2D internal forces; m_y 17
4.2.3. 2D internal forces; v_x 18
4.2.4. 2D internal forces; v_y 18
4.2.5. Izračun armature 19
4.2.5.1. Reinforcement 2D design; As,req,1+ 19
4.2.5.2. Reinforcement 2D design; As,req,2+ 19
4.2.5.3. Reinforcement 2D design; As,req,1- 20
4.2.5.4. Reinforcement 2D design; As,req,2- 20
4.3. Stebri notranje količine 21
4.3.1. MSN 21
4.3.1.1. NSK - N 21
4.3.1.2. NSK - V_y 21
4.3.1.3. NSK - V_z 22
4.3.1.4. NSK - M_x 22
4.3.1.5. NSK - M_y 23
4.3.1.6. NSK - M_z 23
4.3.2. Potres 24
4.3.2.1. NSK - N 24
4.3.2.2. NSK - V_y 24
4.3.2.3. NSK - V_z 25
4.3.2.4. NSK - M_x 25
4.3.2.5. NSK - M_y 26
4.3.2.6. NSK - M_z 26
4.3.3. Preverba vgrajene armature 27

2. Zasnova

Poleg pomožnega objekta večnamenske dvorane v Dolgi Poljani je predvidena izgradnja nadstrešnice. Nadstrešnica je zgrajena iz AB elementov in sicer iz talne plošče debeline 25 cm, štirih stebrov prečnega prereza 30 x 30 cm ter strešne plošče z atiko debeline 20 cm. Tlorisno je nadstrešnica dimenzij cca 6,20 x 4,8 m. Plošče in atika so izvedeni iz betona kvaltete C25/30, stebri so iz betona kvalitete C30/37. Vsi elementi so armirani z rebrasto armaturo kvalitete B500 (B).

2.1. Računski model

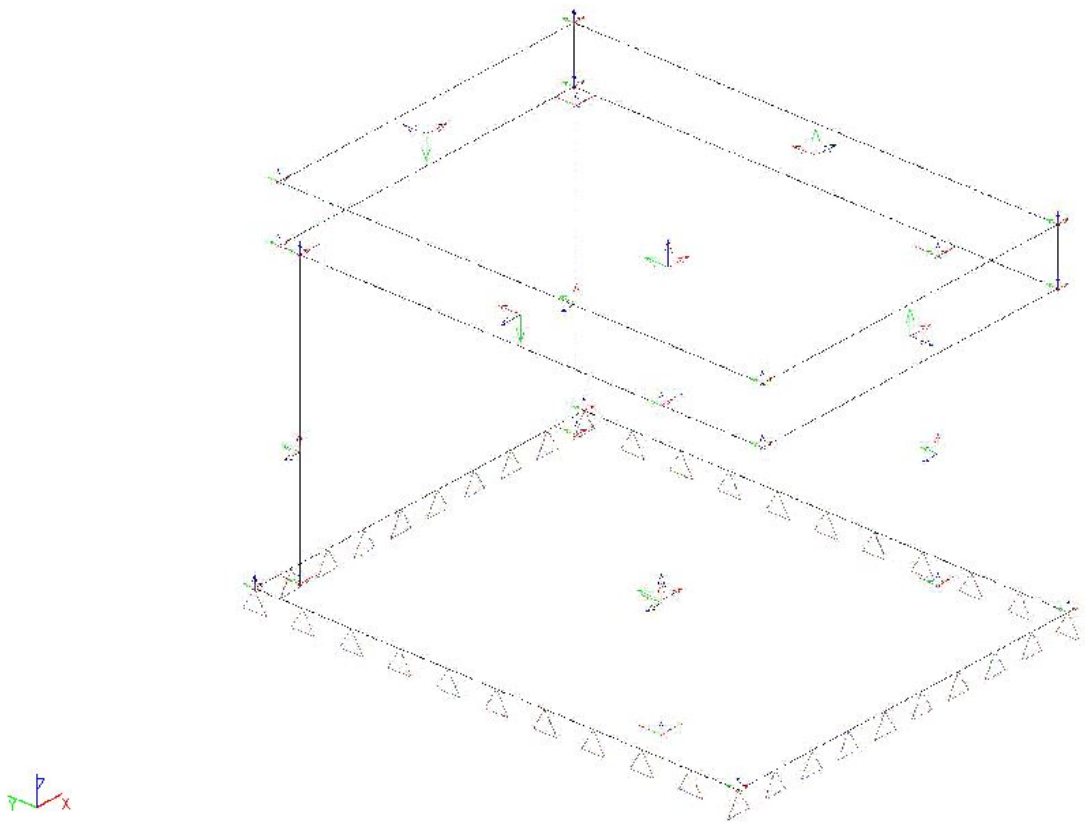

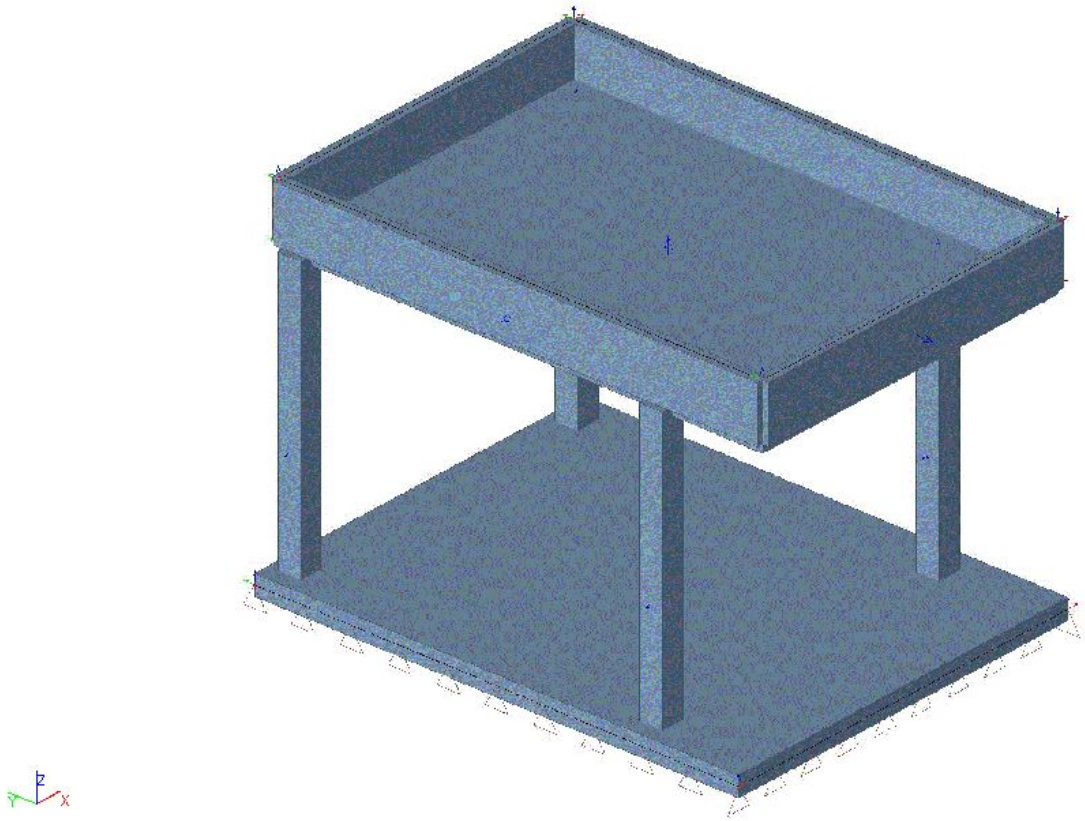

2.2. Material

Name	Type	ρ [kg/m³]	Density in fresh state [kg/m³]	E_{mod} [MPa]	μ [-]	α [m/mK]	$f_{c.k.28}$ [MPa]	Colour
C25/30	Concrete	2500,00	2600,00	3,1500e+04	0,20	0,01e-003	25,00	
C30/37	Concrete	2500,00	2600,00	3,2800e+04	0,20	0,01e-003	30,00	

Explanations of symbols	
Density in fresh state	The value in the density in fresh state property is used only in case a composite deck is input and its self-weight load is taken into account.

Reinforcement EC2

Name	Type	ρ [kg/m³]	E_{mod} [MPa]	G_{mod} [MPa]	α [m/mK]	$f_{y.k}$ [MPa]
B 500B	Reinforcement steel	7850,00	2,0000e+05	8,3333e+04	0,01e-003	500,0

2.3. Cross-sections

steber		
Type	Rectangle	
Detailed	300,00; 300,00	
Shape type	Thick-walled	
Item material	C30/37	
Fabrication	concrete	
Colour		
A [mm²]	9,0000e+04	
A_y [mm²], A_z [mm²]	7,5000e+04	7,5000e+04
A_l [m²/m], A_{l2} [m²/m]	1,2000e+00	1,2000e+00
$c_{Y.UCS}$ [mm], $c_{Z.UCS}$ [mm]	150,00	150,00
α [deg]	0,00	
I_y [mm⁴], I_z [mm⁴]	6,7500e+08	6,7500e+08
i_y [mm], i_z [mm]	86,60	86,60
$W_{el.y}$ [mm³], $W_{el.z}$ [mm³]	4,5000e+06	4,5000e+06
$W_{pl.y}$ [mm³], $W_{pl.z}$ [mm³]	0,0000e+00	0,0000e+00
$M_{pl.y.+}$ [Nmm], $M_{pl.y.-}$ [Nmm]	0,00	0,00
$M_{pl.z.+}$ [Nmm], $M_{pl.z.-}$ [Nmm]	0,00	0,00
d_y [mm], d_z [mm]	0,00	0,00
I_t [mm⁴], I_w [mm⁶]	1,1399e+09	0,0000e+00
β_y [mm], β_z [mm]	0,00	0,00
Picture	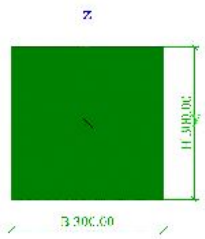	

Explanations of symbols	
A	Area
A_y A_z	Shear Area in principal y-direction Shear Area in principal z-direction
A_L A_D	Circumference per unit length Drying surface per unit length
$c_{Y.UCS}$	Centroid coordinate in Y-direction of Input axis system
$c_{Z.UCS}$	Centroid coordinate in Z-direction of Input axis system
$I_{Y.LCS}$	Second moment of area about the YLCS axis
$I_{Z.LCS}$	Second moment of area about the ZLCS axis
$I_{YZ.LCS}$	Product moment of area in the LCS system
α	Rotation angle of the principal axis system
I_y	Second moment of area about the principal y-axis
I_z	Second moment of area about the principal z-axis
i_y	Radius of gyration about the principal y-axis
i_z	Radius of gyration about the principal

Explanations of symbols	
	z-axis
$W_{e.y}$	Elastic section modulus about the principal y-axis
$W_{e.z}$	Elastic section modulus about the principal z-axis
$W_{p.y}$	Plastic section modulus about the principal y-axis
$W_{p.z}$	Plastic section modulus about the principal z-axis
$M_{pl.y.+}$	Plastic moment about the principal y-axis for a positive My moment
$M_{pl.y.-}$	Plastic moment about the principal y-axis for a negative My moment
$M_{pl.z.+}$	Plastic moment about the principal z-axis for a positive Mz moment
$M_{pl.z.-}$	Plastic moment about the principal z-axis for a negative Mz moment
d_y	Shear center coordinate in principal y-direction measured from the centroid - Not calculated or simplified
d_z	Shear center coordinate in principal z-direction measured from the centroid - Not calculated or simplified
I_t	Torsional constant - Not calculated or

Explanations of symbols	
	simplified

Explanations of symbols	
I_w	Warping constant - Not calculated or simplified
β_y	Mono-symmetry constant about the principal y-axis
β_z	Mono-symmetry constant about the principal z-axis

2.4. Nodes

Name	Coord X [m]	Coord Y [m]	Coord Z [m]	Name	Coord X [m]	Coord Y [m]	Coord Z [m]
N1	0,000	0,000	0,000	N11	4,380	5,930	0,000
N2	4,800	0,000	0,000	N12	4,380	5,930	3,600
N3	4,800	6,200	0,000	N13	0,350	0,000	3,600
N4	0,000	6,200	0,000	N14	4,650	0,000	3,600
N5	0,350	1,300	3,600	N15	4,650	6,200	3,600
N6	0,350	1,300	0,000	N16	0,350	6,200	3,600
N7	0,350	5,930	0,000	N17	0,350	0,000	4,300
N8	0,350	5,930	3,600	N18	0,350	6,200	4,300
N9	4,380	1,300	0,000	N19	4,650	0,000	4,300
N10	4,380	1,300	3,600	N20	4,650	6,200	4,300

2.5. 2D members

Name	Layer	Type	Element type	Material	Thickness type	Th. [mm]
S1	Talna	plate (90)	Standard	C25/30	constant	250,00
S2	Talna	plate (90)	Standard	C25/30	constant	200,00
S3	Streha	plate (90)	Standard	C25/30	constant	150,00
S4	Streha	plate (90)	Standard	C25/30	constant	150,00
S5	Streha	plate (90)	Standard	C25/30	constant	150,00
S6	Streha	plate (90)	Standard	C25/30	constant	150,00

2.6. Debeline ploskovnih elementov

Values: **h**
Extreme: Member
Selection: All

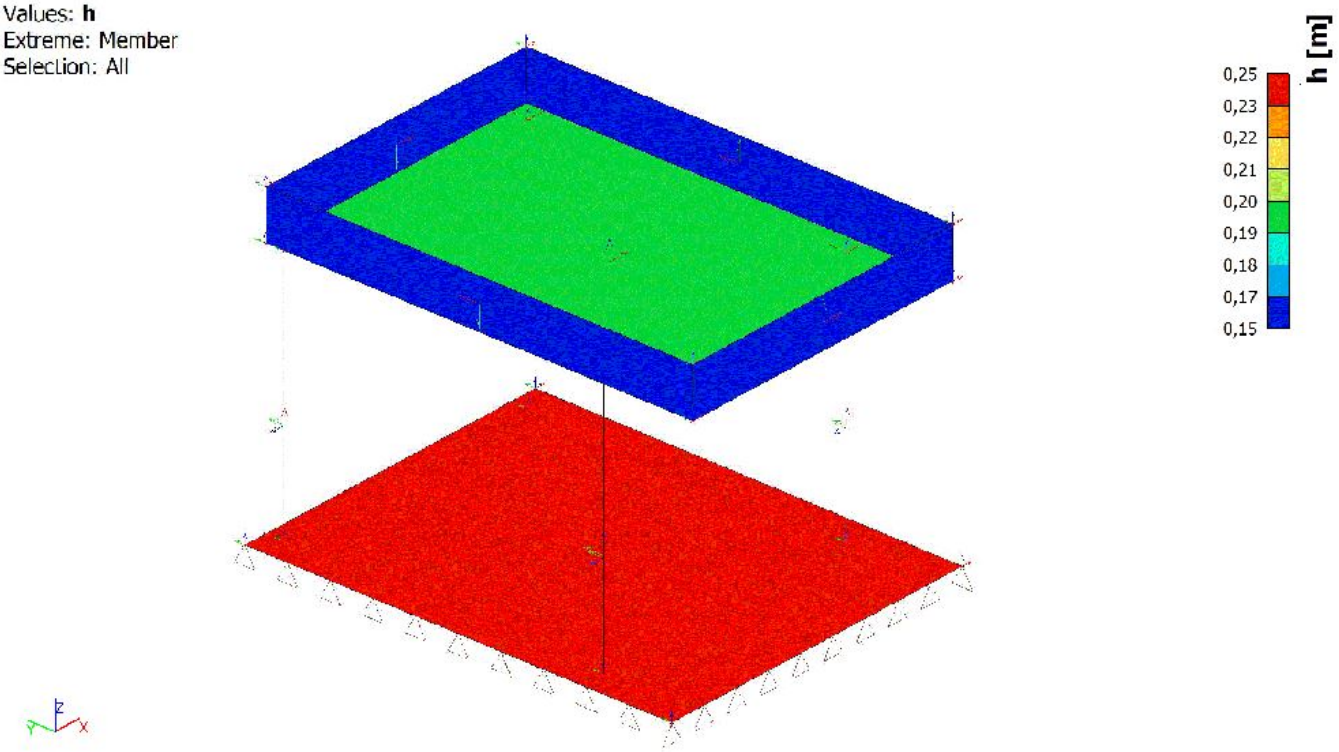

2.7. Subsoils

Name	C1x [MN/m³]	C1z	C1y [MN/m³]	Stiffness [MN/m³]	C2x [MN/m]	C2y [MN/m]
Podlaga	8,0000e+00	Flexible	8,0000e+00	2,0000e+01	3,0000e+01	3,0000e+01

3. Obtežbe

3.1. Load cases

Name	Description	Action type	Load group	Direction	Duration	Master load case
	Spec	Load type				
Lastna teža		Permanent	LT+ST	-Z		
		Self weight				
Stalna teža		Permanent	LT+ST			
		Standard				
Veter		Variable	Veter		Short	None
	Standard	Static				
Sneg		Variable	Sneg		Short	None
	Standard	Static				
Potres X		Variable	potres			None
	Seismicity	Dynamic				
Potres Y		Variable	potres			None
	Seismicity	Dynamic				

3.2. Load groups

Name	Load	Relation	Type
LT+ST	Permanent		
Veter	Variable	Standard	Wind
Sneg	Variable	Standard	Snow
potres	Seismic	Together	

3.3. Combinations

Name	Description	Type	Load cases	Coeff. [-]
MSN		EN-ULS (STR/GEO) Set B	Lastna teža	1,000
			Stalna teža	1,000
			Veter	1,000
			Sneg	1,000
MSU karakteristicno		EN-SLS Characteristic	Lastna teža	1,000
			Stalna teža	1,000
			Veter	1,000
			Sneg	1,000
MSU navidezno stalna		EN-SLS Quasi-permanent	Lastna teža	1,000
			Stalna teža	1,000
			Veter	1,000
			Sneg	1,000
Potres		EN-Seismic	Lastna teža	1,000
			Stalna teža	1,000
			Veter	1,000
			Sneg	1,000
			Potres X	1,000
			Potres Y	1,000

3.4. Mass groups

Name	Load case
MG1	Lastna teža
MG2	Stalna teža

3.5. Combination of mass groups

Name	Mass group	Coeff. [-]
CM1	MG1	1,000
	MG2	1,000
CM1/1 - 3,31		
CM1/2 - 3,53		
CM1/3 - 4,56		
CM1/4 - 13,49		
CM1/5 - 16,12		
CM1/6 - 16,62		
CM1/7 - 16,81		
CM1/8 - 17,41		
CM1/9 - 20,64		
CM1/10 - 26,13		

3.6. Lastna teža

Program jo upošteva samodejno na podlagi geometrije konstrukcije in podatkoc o prostorninski teži materiala.

3.7. Stalna teža

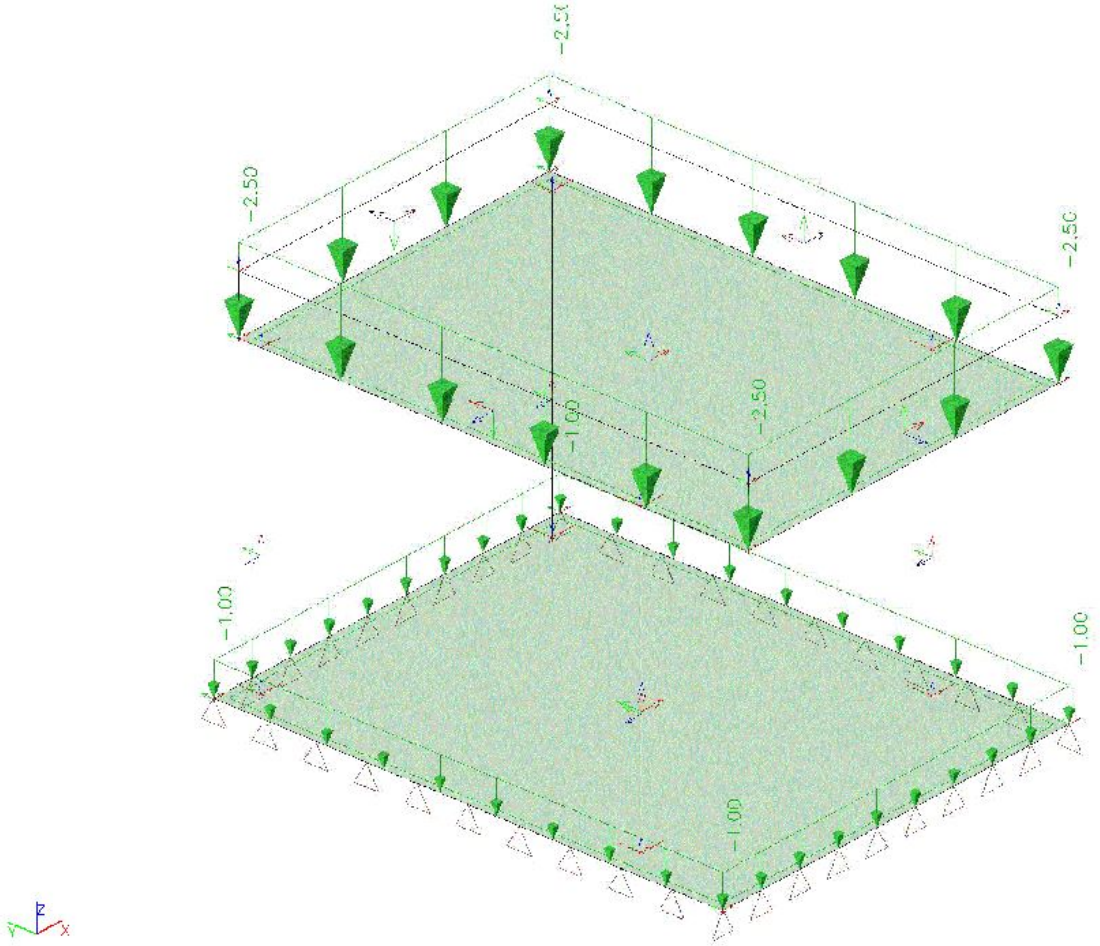

3.8. Veter

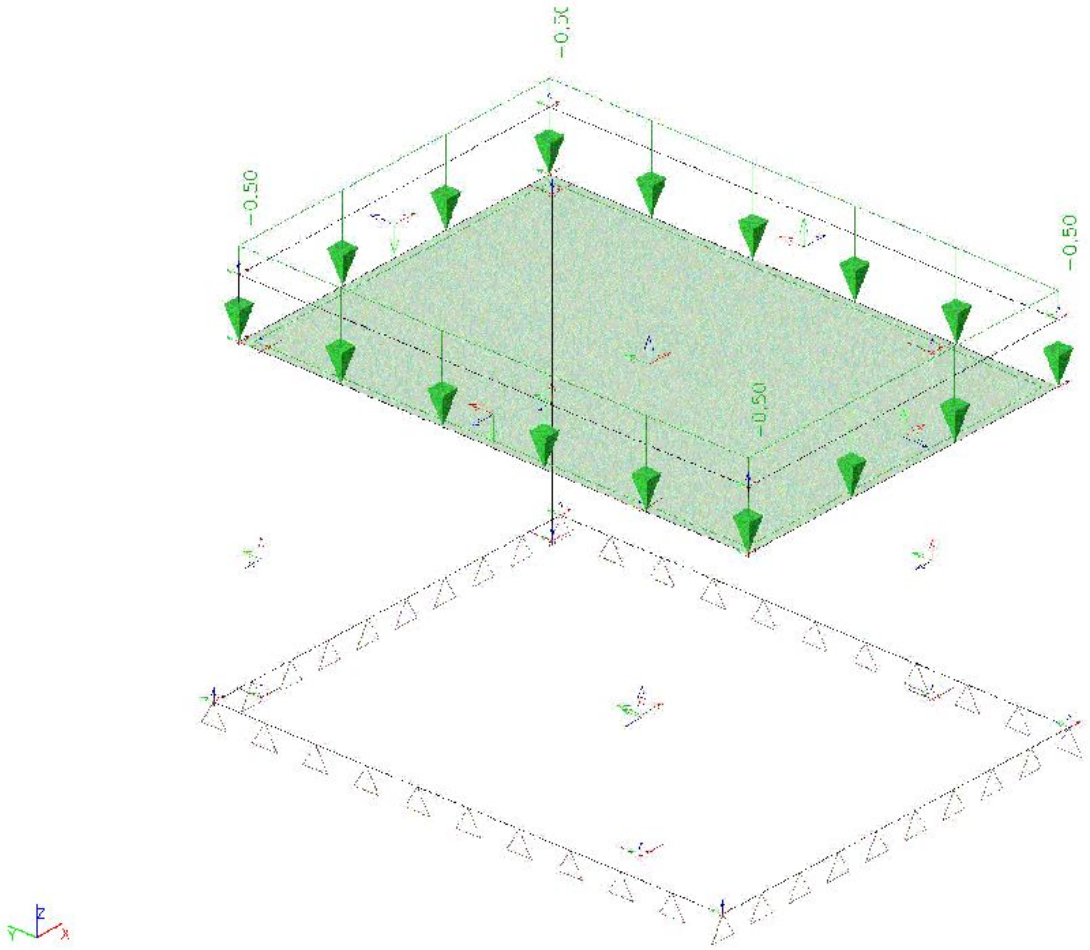

3.9. Sneg

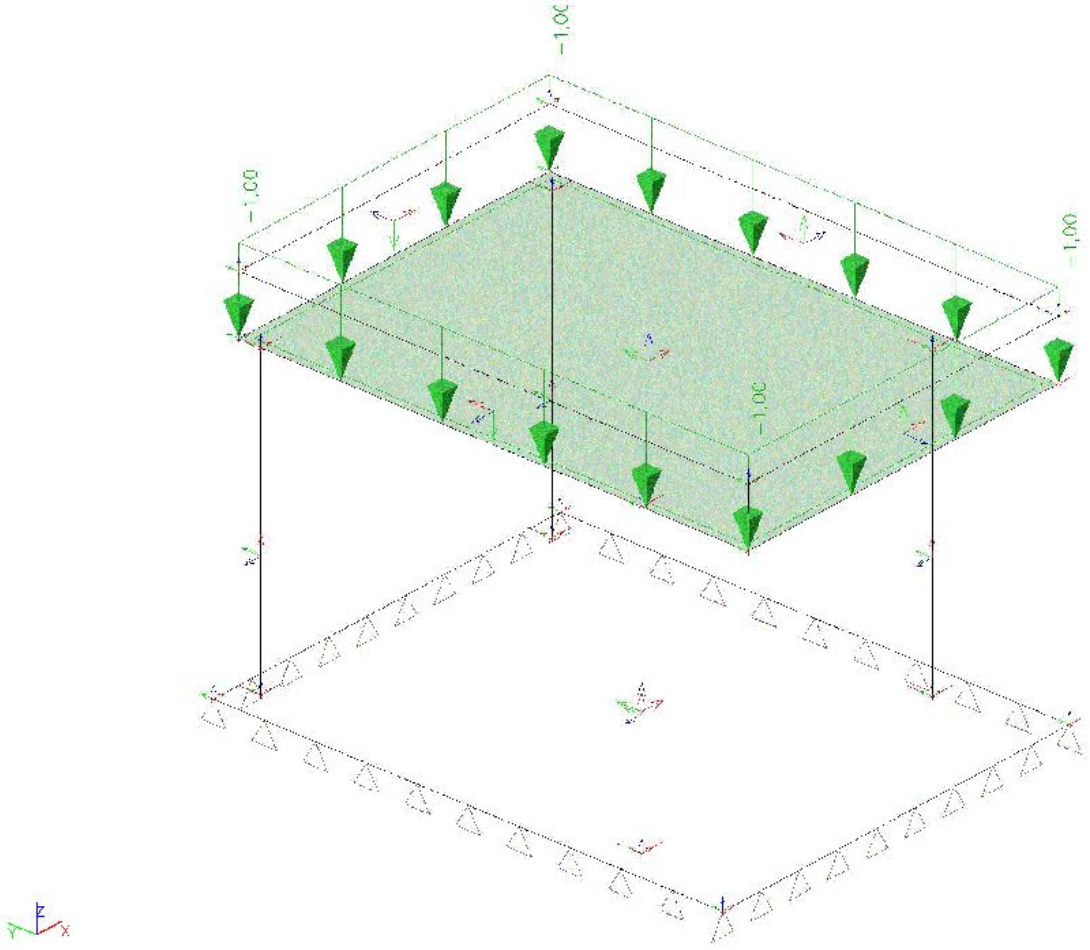

3.10. Potres

3.10.1. Seismic spectrums

Name UniqueID	Type drawing	Info	Drawing
Spekter	Period	Type code - EN 1998-1:2004 – Eurocode Subsoil type - B Direction - Horizontal Spectrum type - type 1 coeff accel. ag - 0,225 ag - design acceleration - 2,20725 beta - 0,2 q - behaviour factor - 1,5	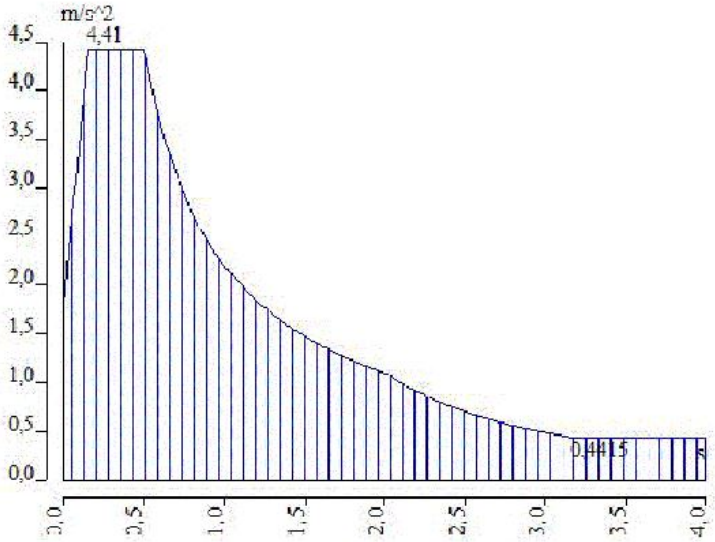

3.10.2. Izračun nihanja

Solution of Free vibration

Number of 2D elements	281
Number of 1D elements	40
Number of mesh nodes	354
Number of equations	2124
Combination of mass groups	CM1
Modification group	None
Number of frequencies	10
Method	Lanczos
Bending theory	Mindlin
Type of analysis model	Standard
Nodal mass matrix	Diagonal

Sum of masses

	Mass type	X [kg]	Y [kg]	Z [kg]
CM1	Moving mass	50510,23	50510,23	50510,23
CM1	Total mass	50510,23	50510,23	50510,23

Relative modal masses

Mode	ega [rad	Period [s]	Freq. [Hz]	Γ_{xi}	Γ_{yi}	Γ_{zi}	W_{xi}/W_{xtot}	W_{yi}/W_{ytot}	W_{zi}/W_{ztot}	W_{xi_R}/W_{xtot}	W_{yi_R}/W_{ytot}	W_{zi_R}/W_{ztot}
1	20,8145	0,30	3,31	167,8888	16,2505	-1,0362	0,5580	0,0052	0,0000	0,0019	0,2603	0,0318
2	22,2075	0,28	3,53	-19,2174	172,7200	-1,4668	0,0073	0,5906	0,0000	0,2219	0,0033	0,0039
3	28,6573	0,22	4,56	39,4416	15,1542	-0,1546	0,0308	0,0045	0,0000	0,0017	0,0116	0,6395
4	84,7757	0,07	13,49	-2,4796	-6,0522	206,0402	0,0001	0,0007	0,8405	0,0039	0,0003	0,0000
5	101,288	0,06	16,12	-2,6114	104,3442	-19,6735	0,0001	0,2156	0,0077	0,7177	0,0000	0,0013
6	104,412	0,06	16,62	141,7622	-2,3959	2,8664	0,3979	0,0001	0,0002	0,0002	0,4819	0,0013
7	105,603	0,06	16,81	3,9230	-12,5134	0,2815	0,0003	0,0031	0,0000	0,0010	0,0032	0,3192
8	109,407	0,06	17,41	-0,3627	95,3682	11,7377	0,0000	0,1801	0,0027	0,0046	0,0000	0,0027
9	129,67	0,05	20,64	-16,4491	0,3090	0,7436	0,0054	0,0000	0,0000	0,0001	0,2201	0,0002
10	164,156	0,04	26,13	-0,5794	0,2764	-11,5462	0,0000	0,0000	0,0026	0,0004	0,0017	0,0000
							0,9999	1,0000	0,8537	0,9532	0,9825	0,9999

Seismicity

Number of 2D elements	281
Number of 1D elements	40
Number of mesh nodes	354
Use residual mode	×
Signed results	✓

Load case	Potres X
Combination of mass groups	CM1
Bending theory	Mindlin
Type of analysis model	Standard

Seismicity

Number of 2D elements	281
Number of 1D elements	40
Number of mesh nodes	354
Use residual mode	×
Signed results	✓
Load case	Potres Y
Combination of mass groups	CM1
Bending theory	Mindlin
Type of analysis model	Standard

3.10.3. 1. nihajna oblika

Values: U_{total}
Modal shapes are normalized, so that the generalized modal mass of each mode is equal to 1kg.
Mass combination: CM1/1 - 3,31
Selection: All
Location: In nodes avg.. System: Global

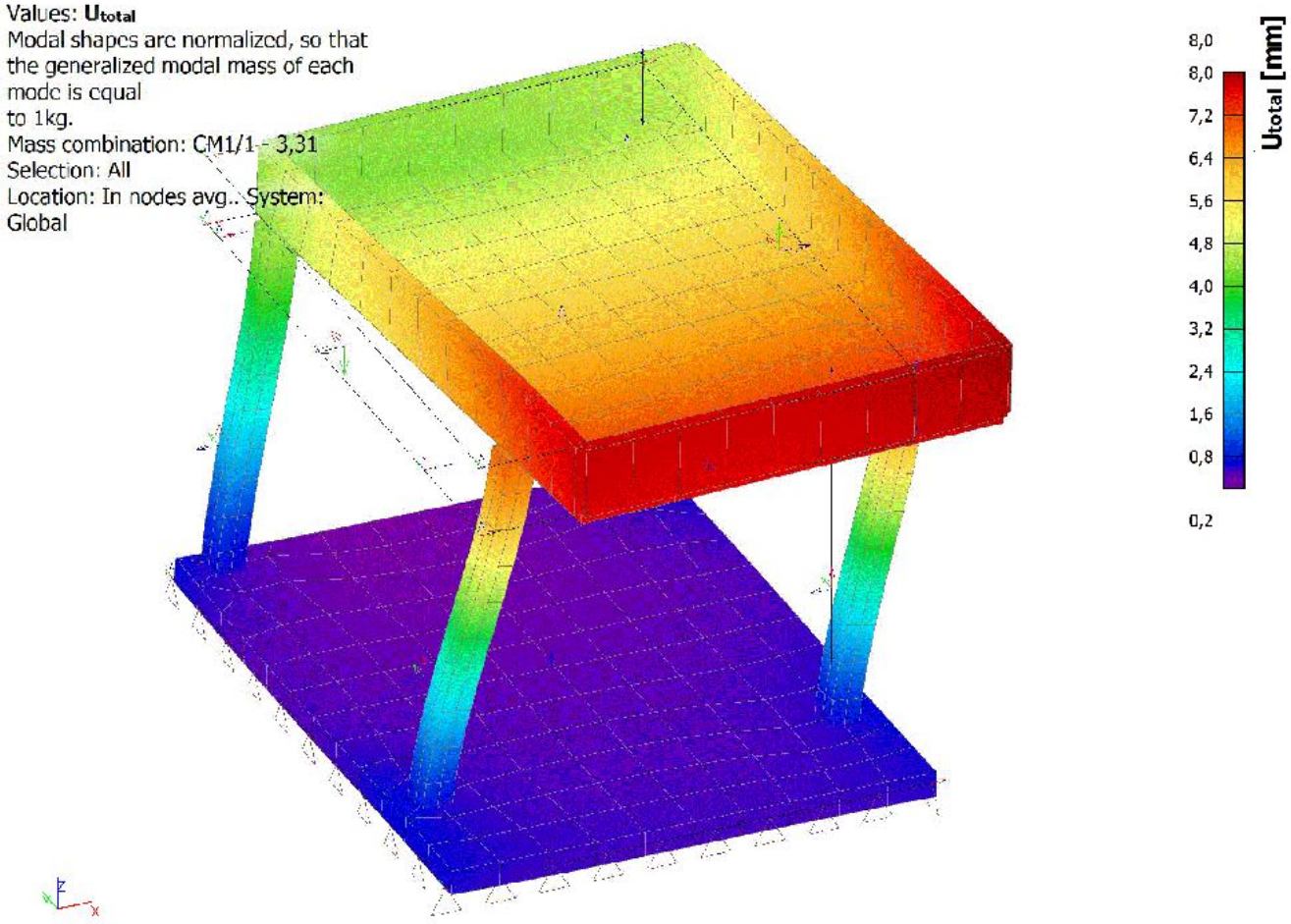

3.10.4. 2. nihajna oblika

Values: U_{total}
Modal shapes are normalized, so that the generalized modal mass of each mode is equal to 1kg.
Mass combination: CM1/2 - 3,53
Selection: All
Location: In nodes avg.. System: Global

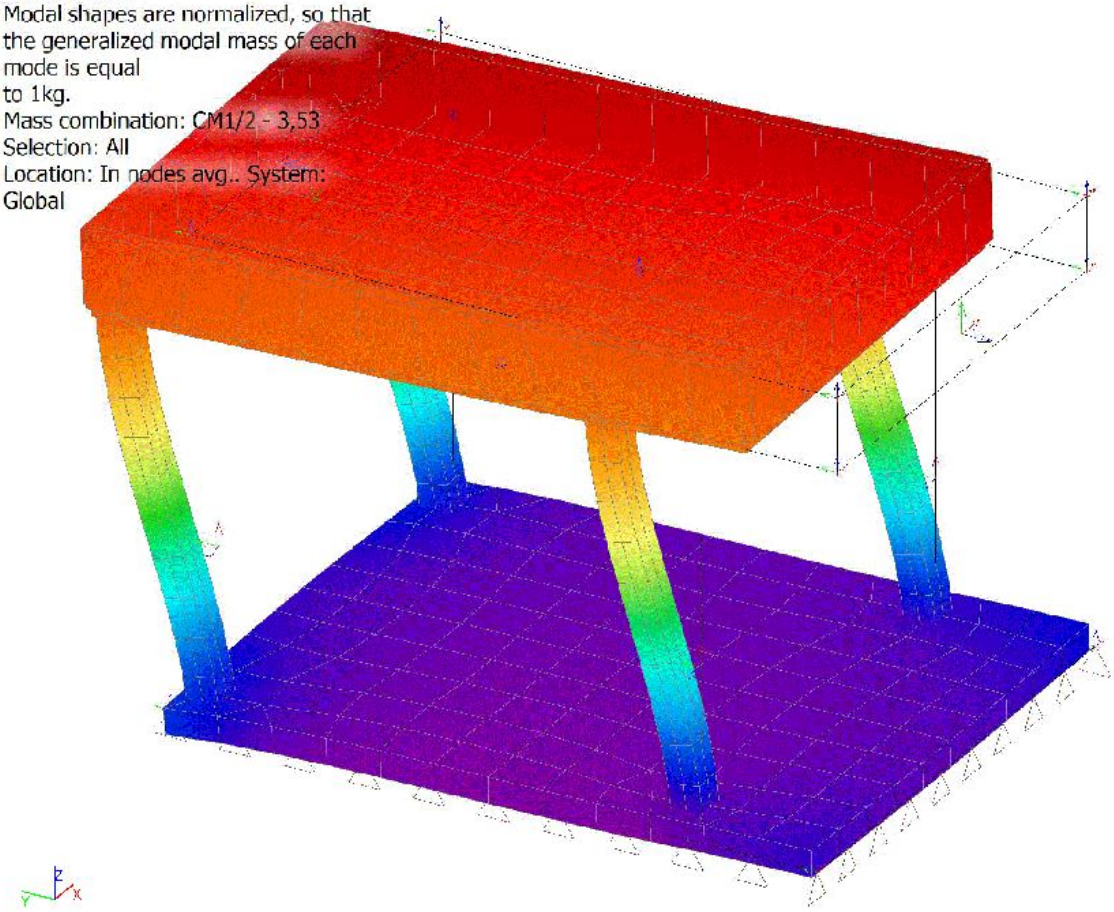

3.10.5. 3. nihajna oblika

Values: U_{total}
Modal shapes are normalized, so that the generalized modal mass of each mode is equal to 1kg.
Mass combination: CM1/3 - 4,56
Selection: All
Location: In nodes avg.. System: Global

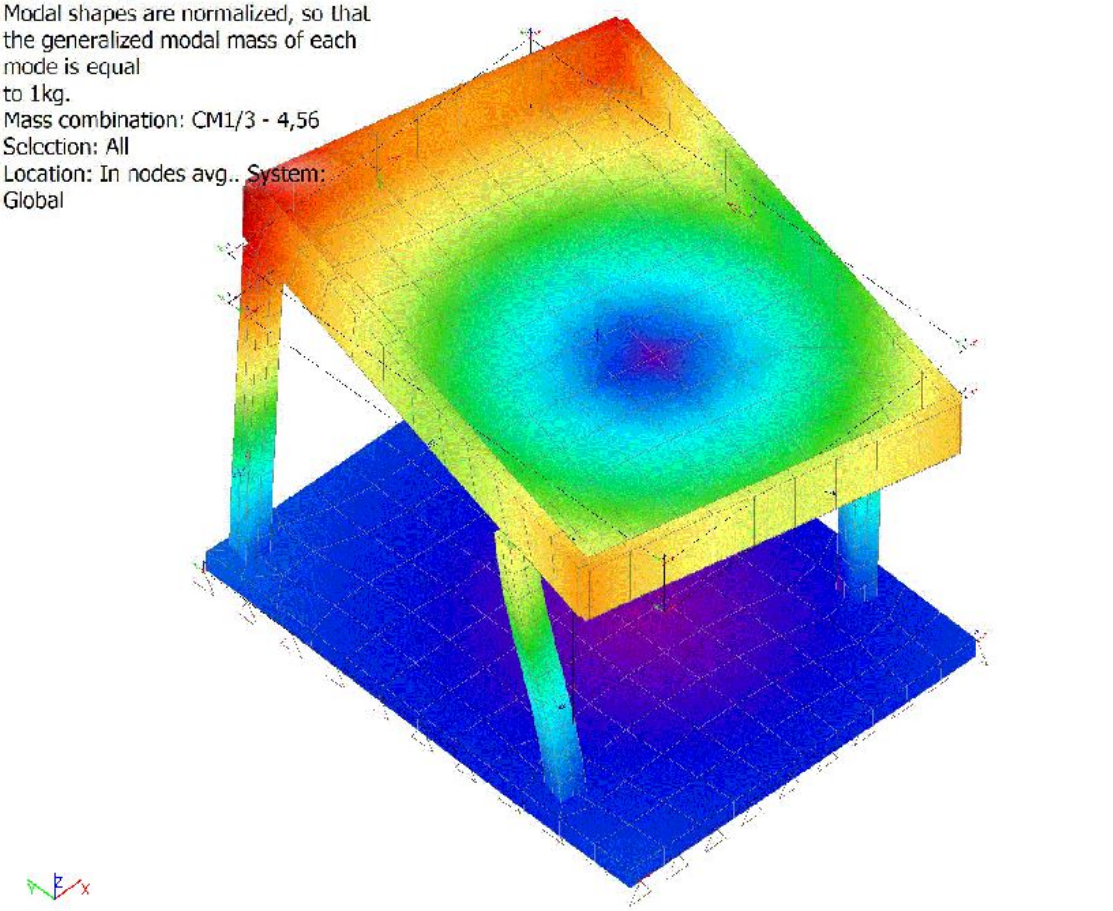

4. Rezultati

4.1. Talna plošča

4.1.1. Kontaktni tlaki MSU karakteristicno

Values: σ_z
Linear calculation
Combination: MSU_karakteristicno
Extreme: Global
Selection: All
Location: In nodes avg.. System: LCS
mesh element

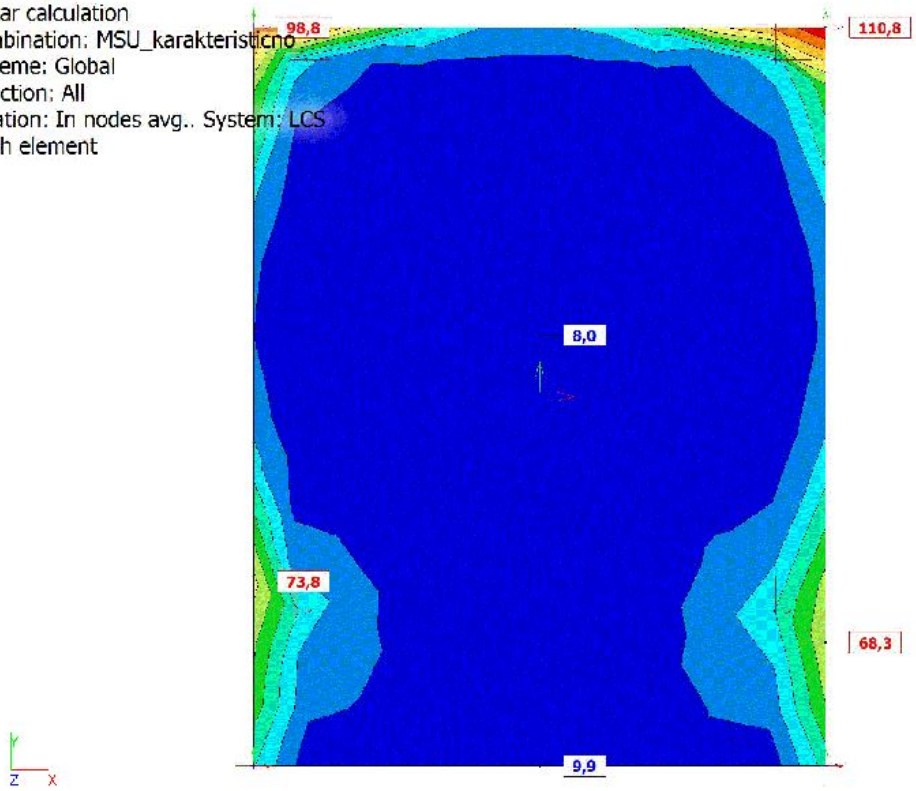

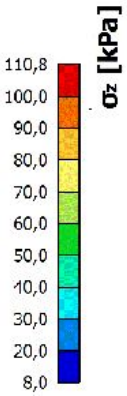

4.1.2. Kontaktni tlak MSN

Values: σ_z
Linear calculation
Combination: MSN
Extreme: Global
Selection: All
Location: In nodes avg.. System: LCS
mesh element

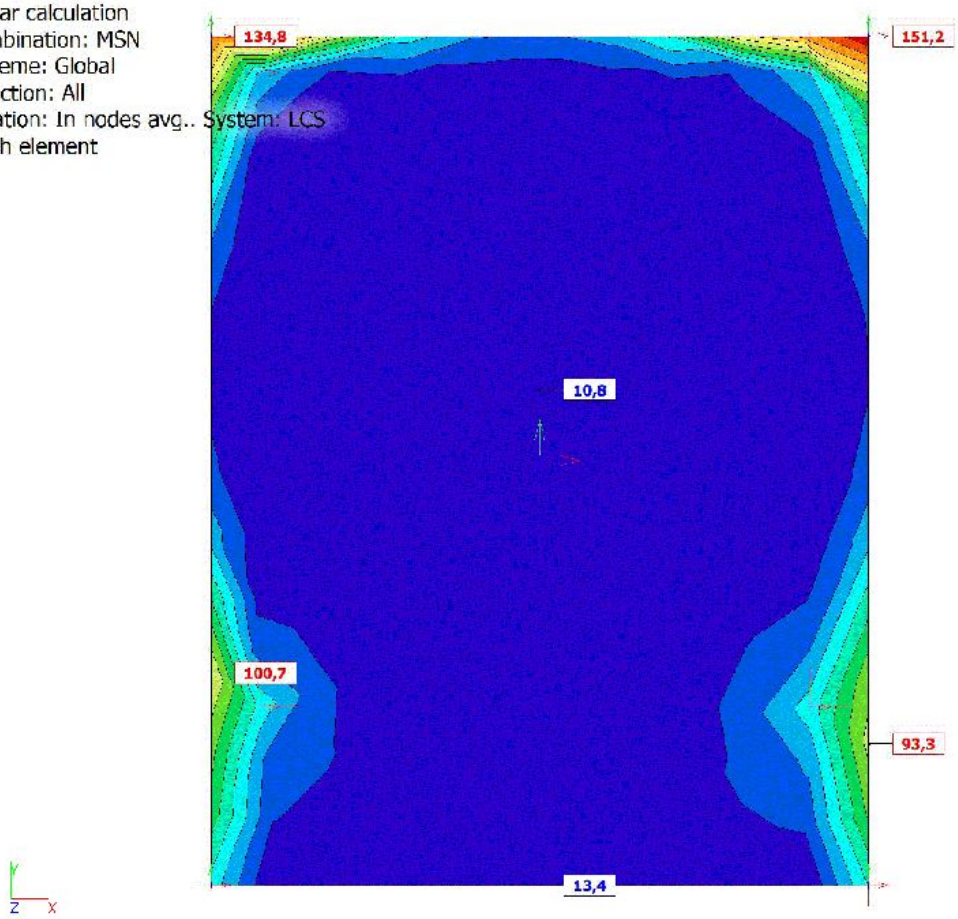

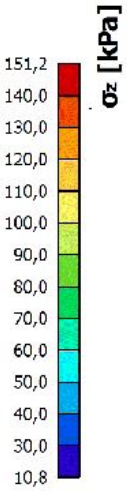

4.1.3. 2D internal forces; m_x

Values: m_x
Linear calculation
Combination: MSN
Extreme: Global
Selection: All
Location: In nodes avg. on macro.
System: LCS mesh element

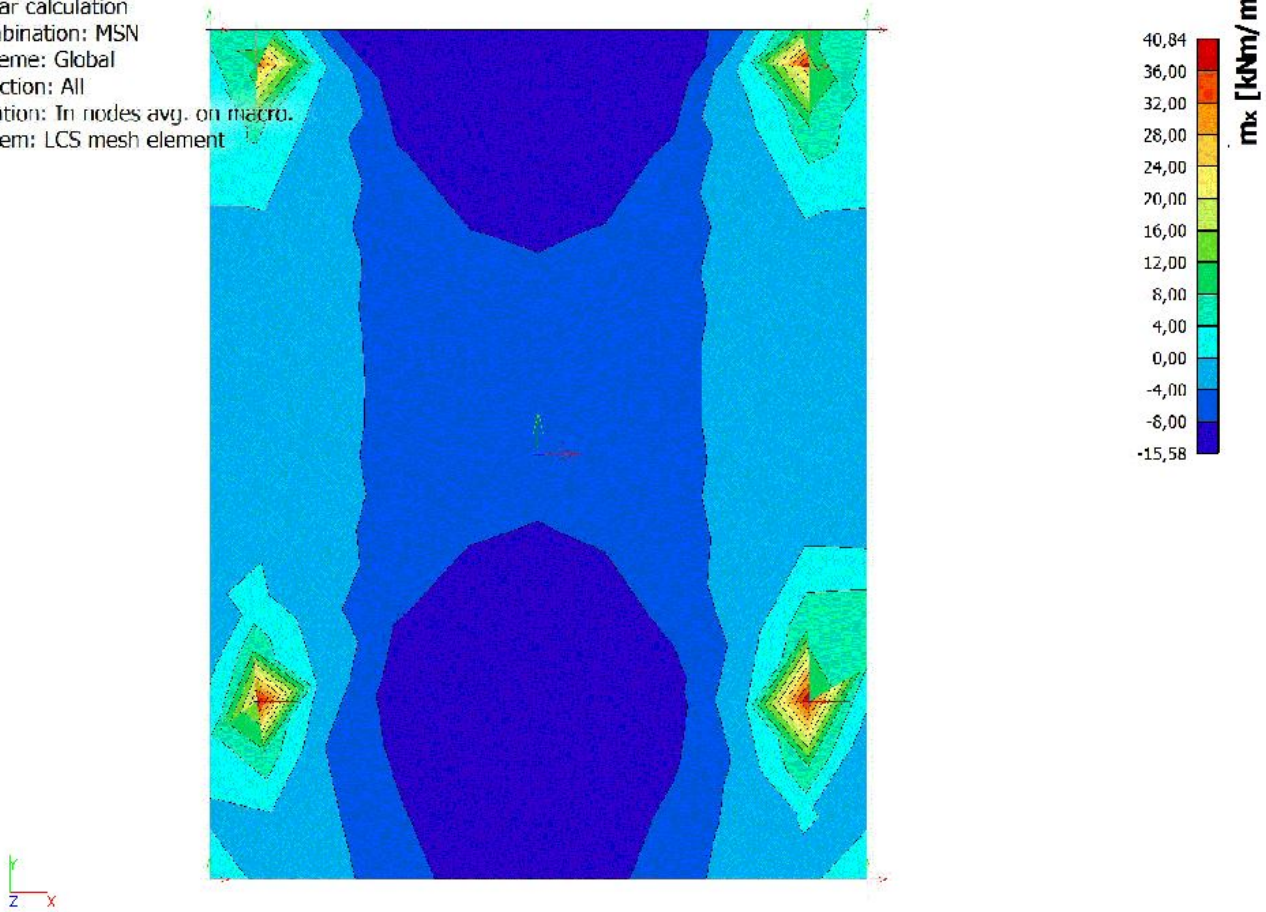

4.1.4. 2D internal forces; m_y

Values: m_y
Linear calculation
Combination: MSN
Extreme: Global
Selection: All
Location: In nodes avg. on macro.
System: LCS mesh element



4.1.5. 2D internal forces; v_x

Values: v_x
Linear calculation
Combination: MSN
Extreme: Global
Selection: All
Location: In nodes avg. on macro.
System: LCS mesh element

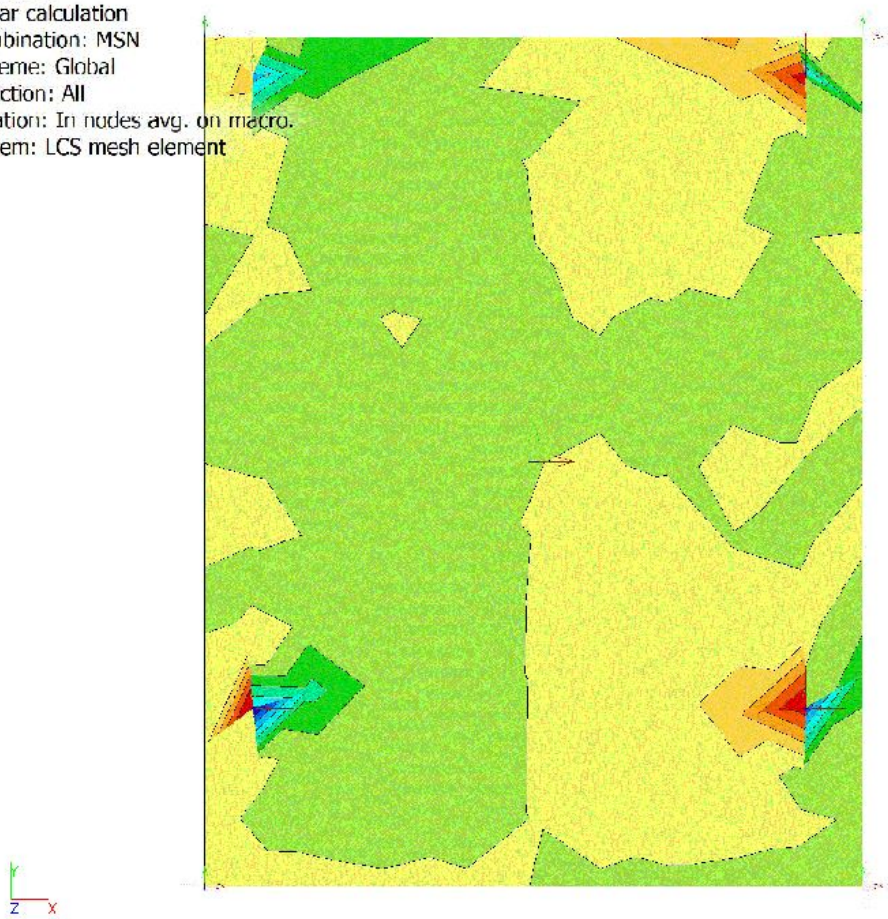

4.1.6. 2D internal forces; v_y

Values: v_y
Linear calculation
Combination: MSN
Extreme: Global
Selection: All
Location: In nodes avg. on macro.
System: LCS mesh element

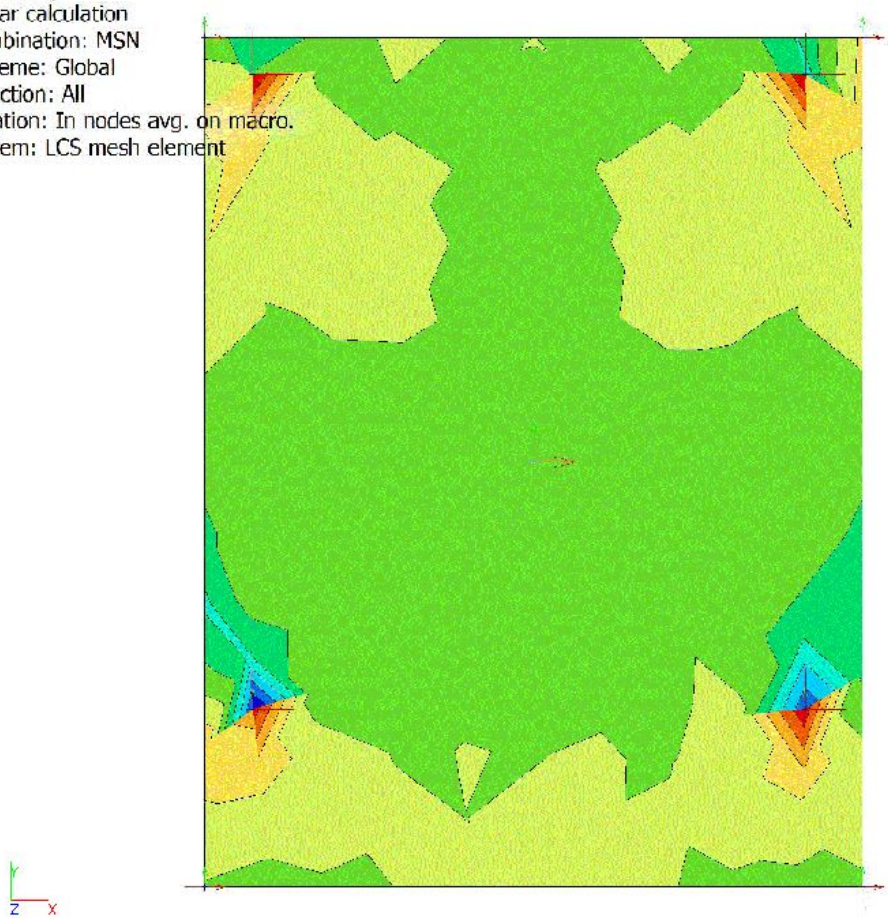

4.1.7. Izračun armature

4.1.7.1. Reinforcement 2D design; As,req,1+

Values: $A_{s,req,1+}$
Linear calculation
Combination: MSN
Extreme: Global
Selection: All
Location: In nodes avg. on macro
System: LCS mesh element

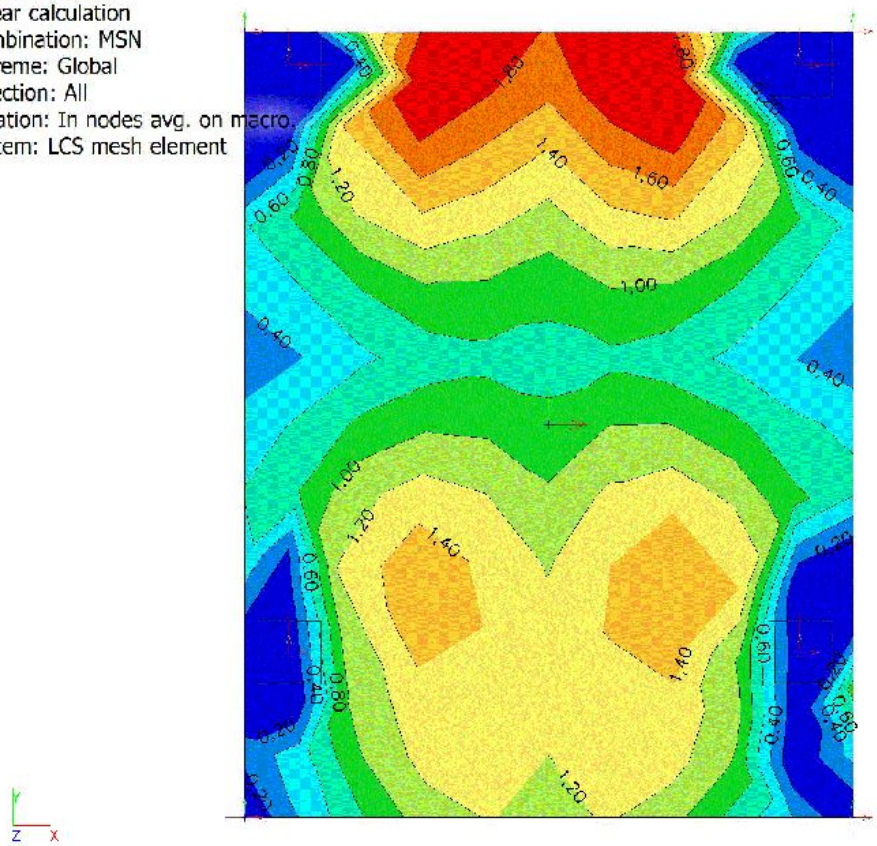

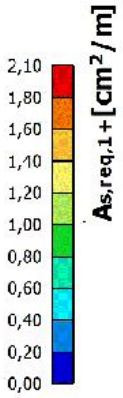

4.1.7.2. Reinforcement 2D design; As,req,2+

Values: $A_{s,req,2+}$
Linear calculation
Combination: MSN
Extreme: Global
Selection: All
Location: In nodes avg. on macro
System: LCS mesh element

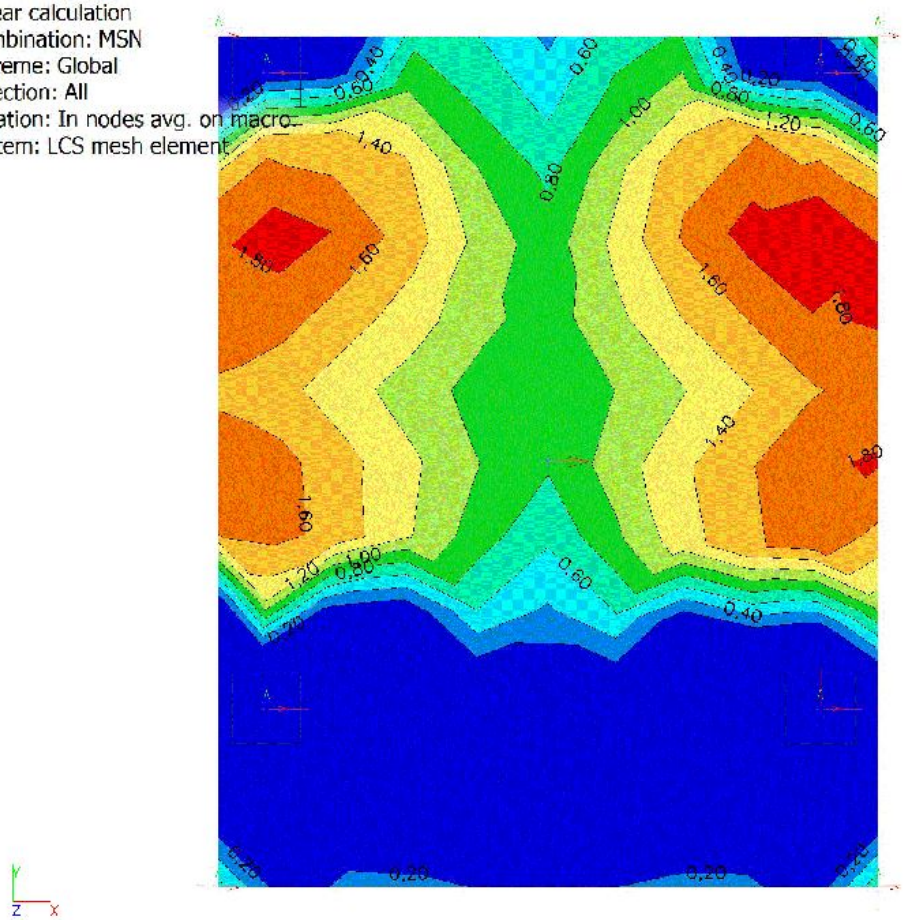

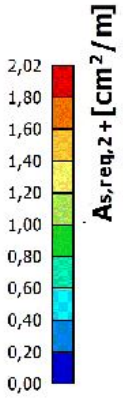

4.1.7.3. Reinforcement 2D design; As,req,1-

Values: $A_{s,req,1-}$
Linear calculation
Combination: MSN
Extreme: Global
Selection: All
Location: In nodes avg. on macro.
System: LCS mesh element

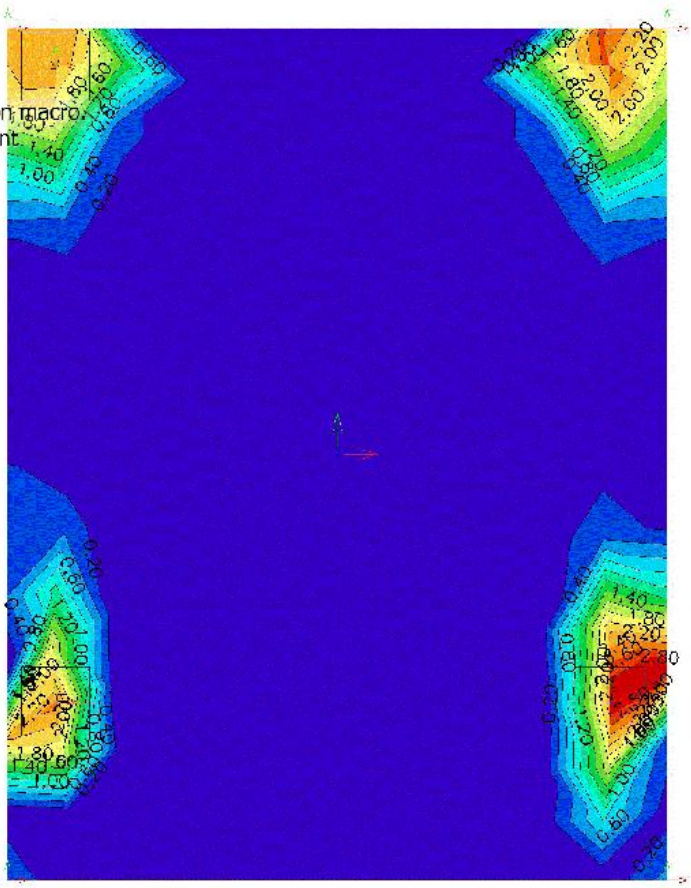

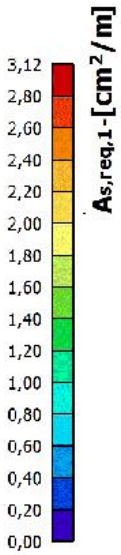

4.1.7.4. Reinforcement 2D design; As,req,2-

Values: $A_{s,req,2-}$
Linear calculation
Combination: MSN
Extreme: Global
Selection: All
Location: In nodes avg. on macro.
System: LCS mesh element

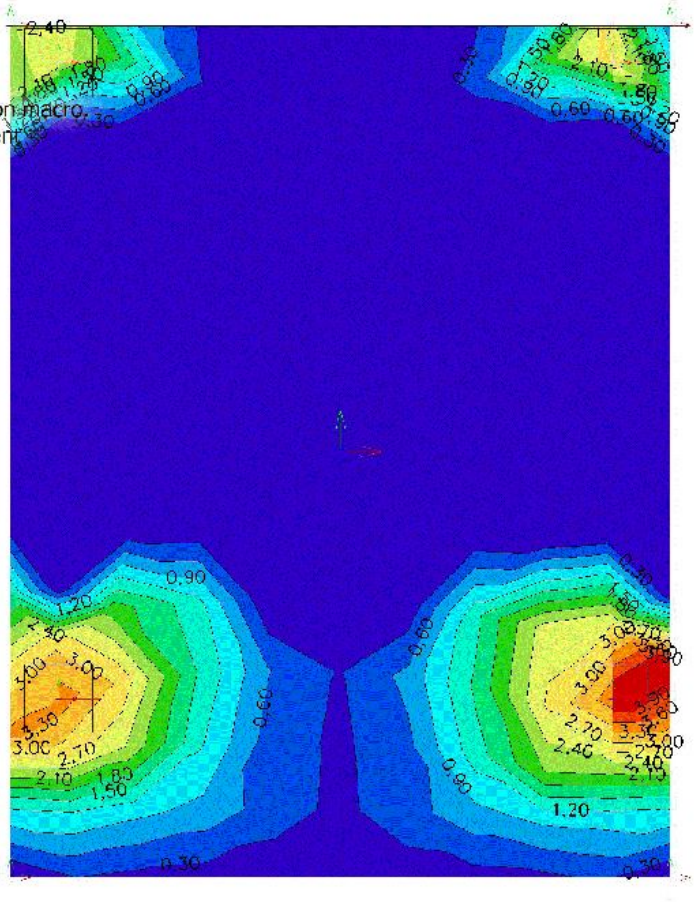

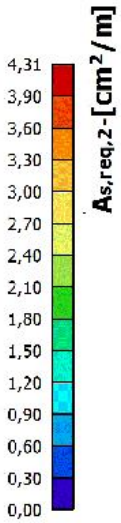

4.2. Strešna plošča

4.2.1. 2D internal forces; m_x

Values: m_x
Linear calculation
Combination: MSN
Extreme: Global
Selection: All
Location: In nodes avg. on macro.
System: LCS mesh element

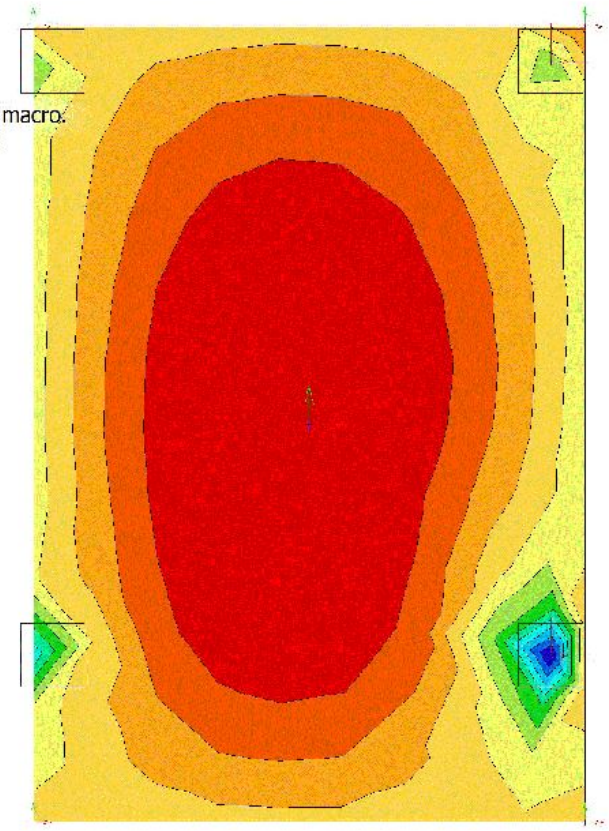

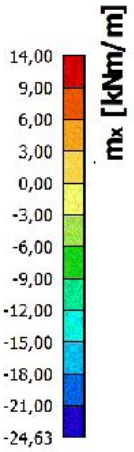

4.2.2. 2D internal forces; m_y

Values: m_y
Linear calculation
Combination: MSN
Extreme: Global
Selection: All
Location: In nodes avg. on macro.
System: LCS mesh element

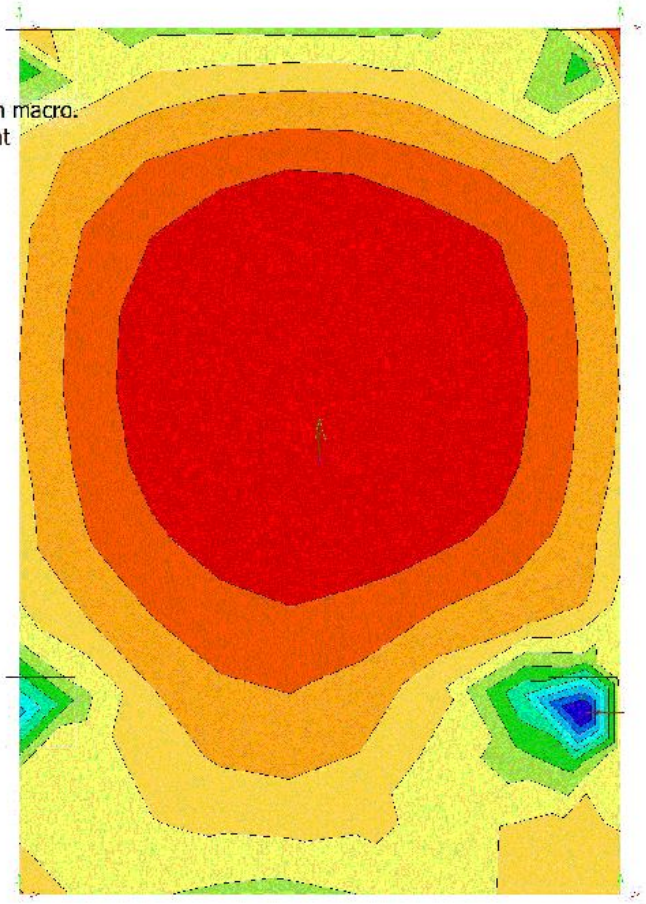

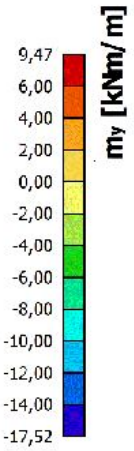

4.2.3. 2D internal forces; v_x

Values: v_x
Linear calculation
Combination: MSN
Extreme: Global
Selection: All
Location: In nodes avg. on macro.
System: LCS mesh element



4.2.4. 2D internal forces; v_y

Values: v_y
Linear calculation
Combination: MSN
Extreme: Global
Selection: All
Location: In nodes avg. on macro.
System: LCS mesh element

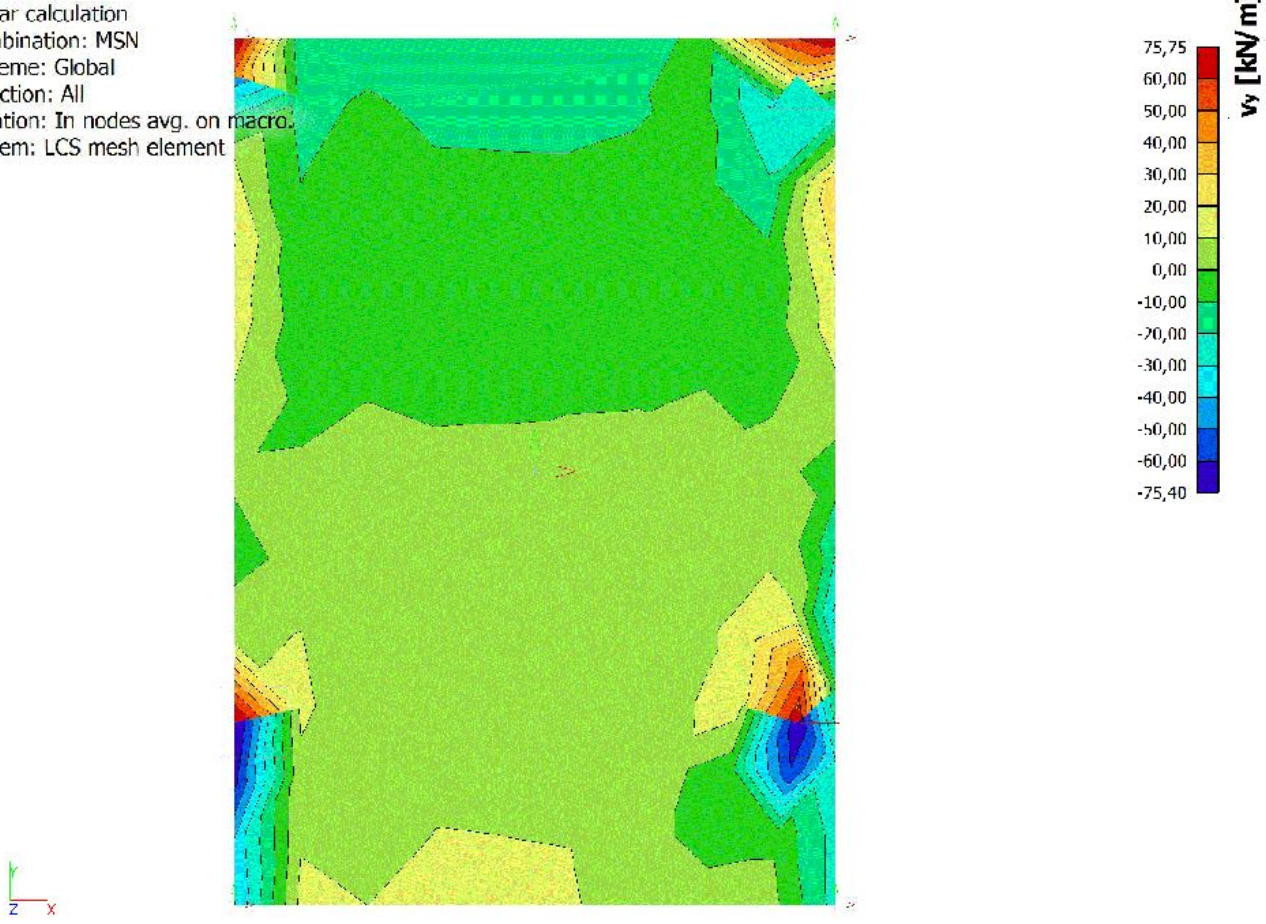

4.2.5. Izračun armature

4.2.5.1. Reinforcement 2D design; As,req,1+

Values: $A_{s,req,1+}$
Linear calculation
Combination: MSN
Extreme: Global
Selection: All
Location: In nodes avg. on macro
System: LCS mesh element

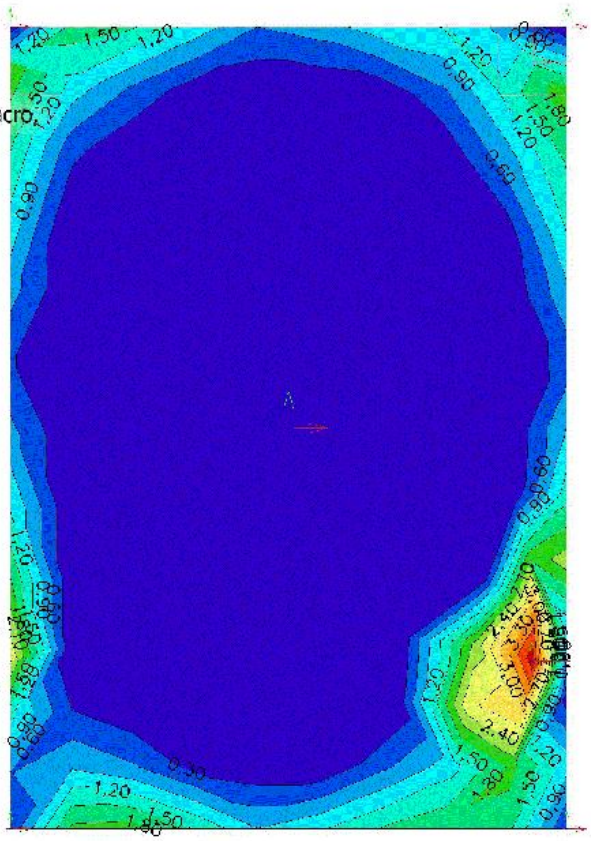

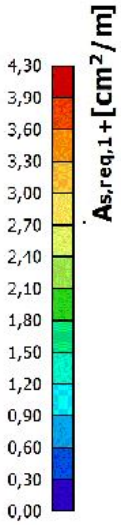

4.2.5.2. Reinforcement 2D design; As,req,2+

Values: $A_{s,req,2+}$
Linear calculation
Combination: MSN
Extreme: Global
Selection: All
Location: In nodes avg. on macro
System: LCS mesh element

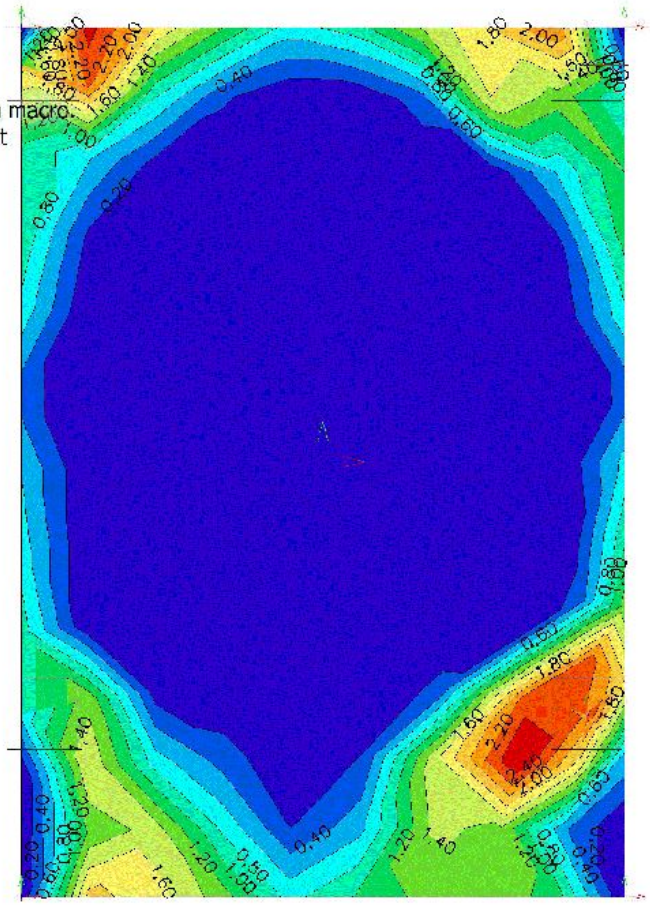

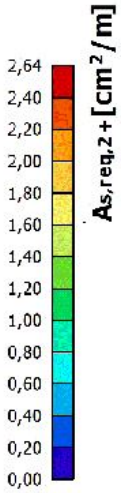

4.2.5.3. Reinforcement 2D design; As,req,1-

Values: $A_{s,req,1-}$
Linear calculation
Combination: MSN
Extreme: Global
Selection: All
Location: In nodes avg. on macro.
System: LCS mesh element

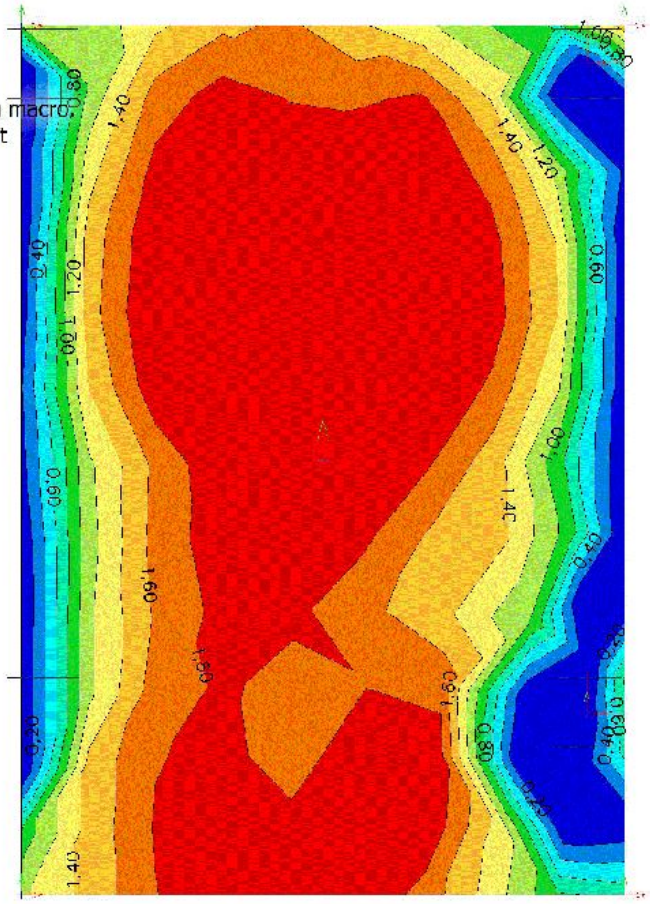

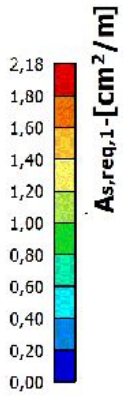

4.2.5.4. Reinforcement 2D design; As,req,2-

Values: $A_{s,req,2-}$
Linear calculation
Combination: MSN
Extreme: Global
Selection: All
Location: In nodes avg. on macro.
System: LCS mesh element

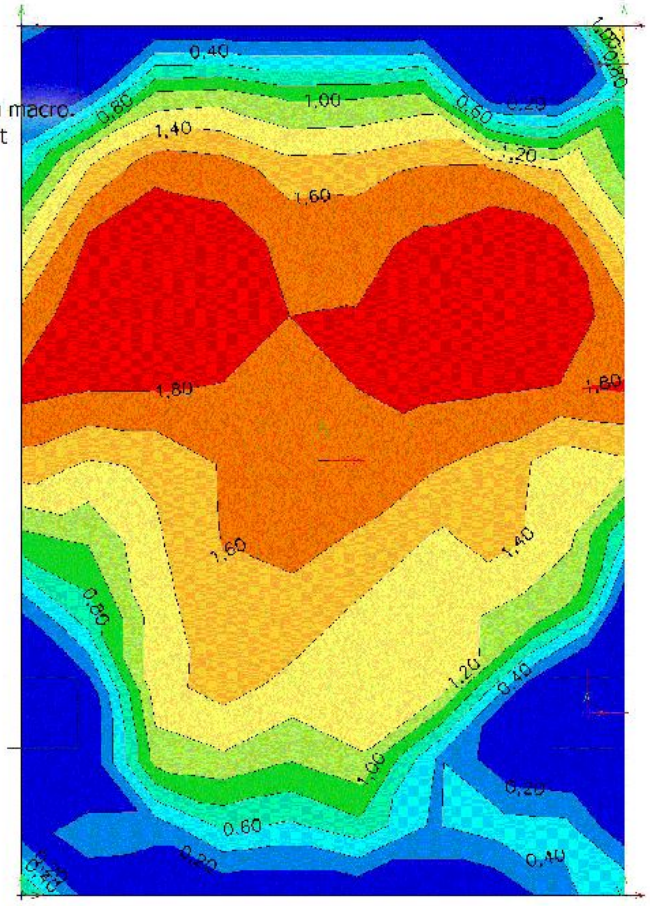

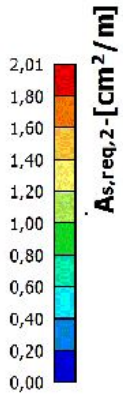

4.3. Stebri notranje količine

4.3.1. MSN

4.3.1.1. NSK - N

Values: **N**
Linear calculation
Combination: MSN
Coordinate system: Principal
Extreme 1D: Member
Selection: All

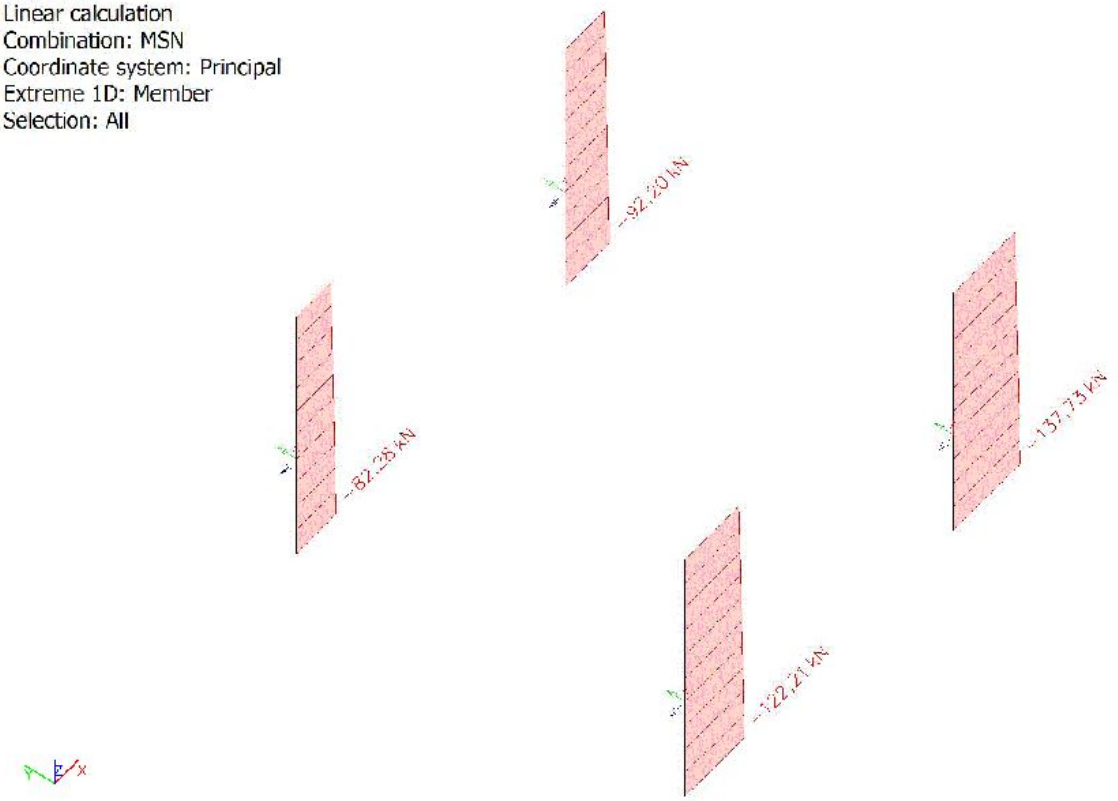

4.3.1.2. NSK - V_y

Values: V_y
Linear calculation
Combination: MSN
Coordinate system: Principal
Extreme 1D: Member
Selection: All

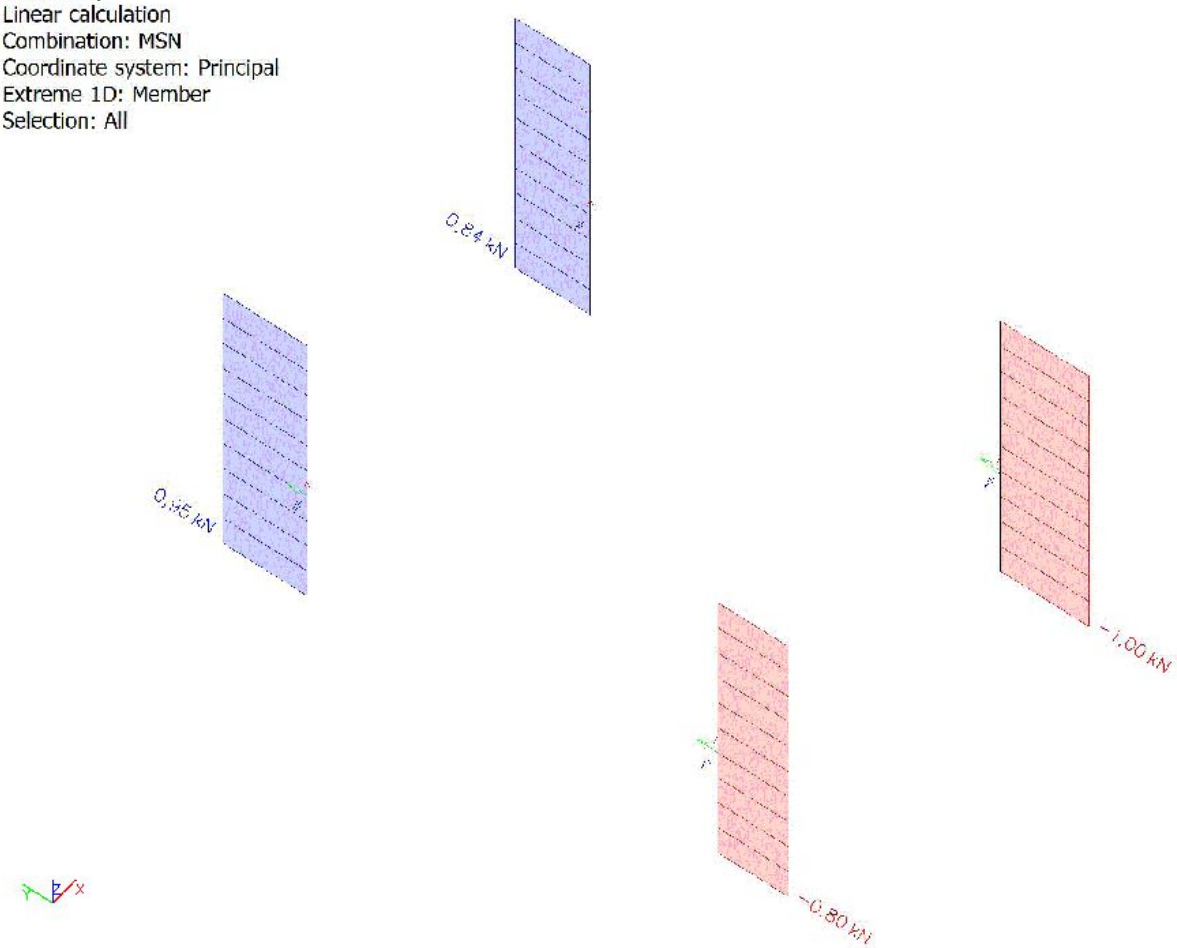

4.3.1.3. NSK - V_z

Values: V_z
Lincar calculation
Combination: MSN
Coordinate system: Principal
Extreme 1D: Member
Selection: All

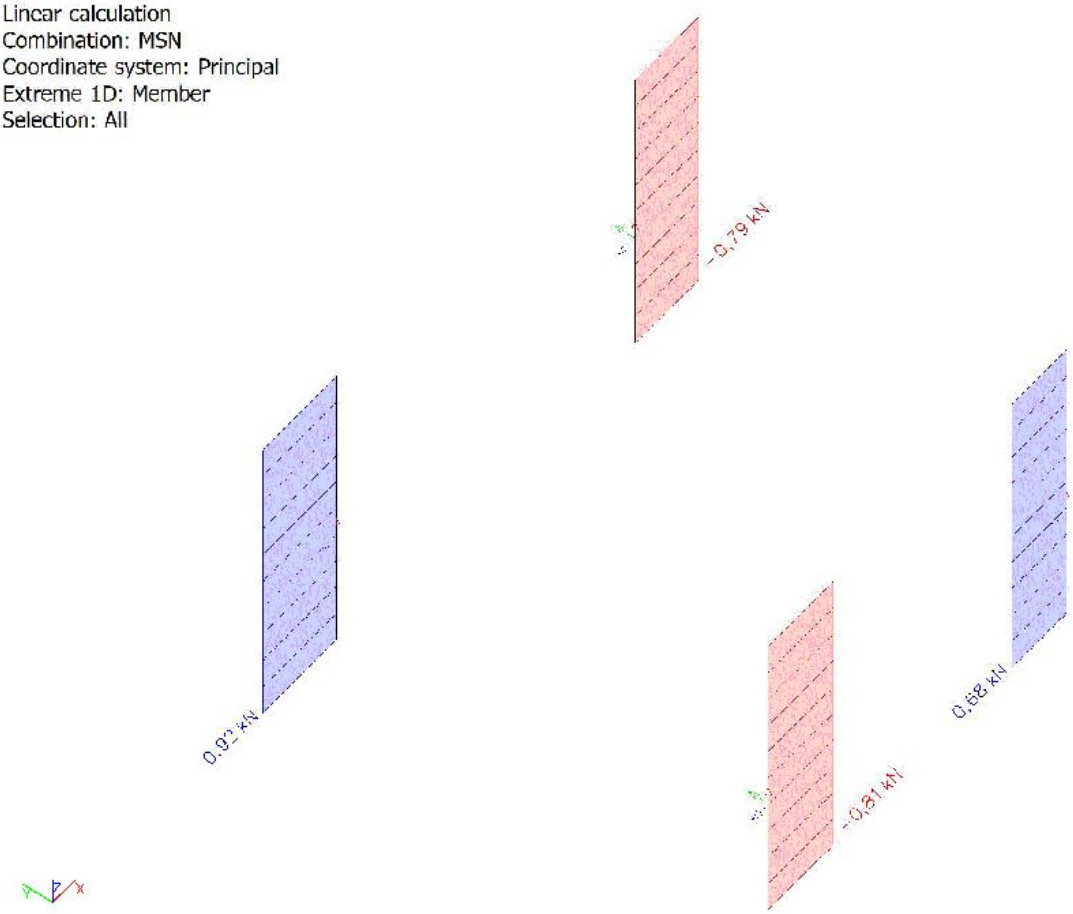

4.3.1.4. NSK - M_x

Values: M_x
Linear calculation
Combination: MSN
Coordinate system: Principal
Extreme 1D: Member
Selection: All



4.3.1.5. NSK - M_y

Values: M_y
Lincar calculation
Combination: MSN
Coordinate system: Principal
Extreme 1D: Member
Selection: All

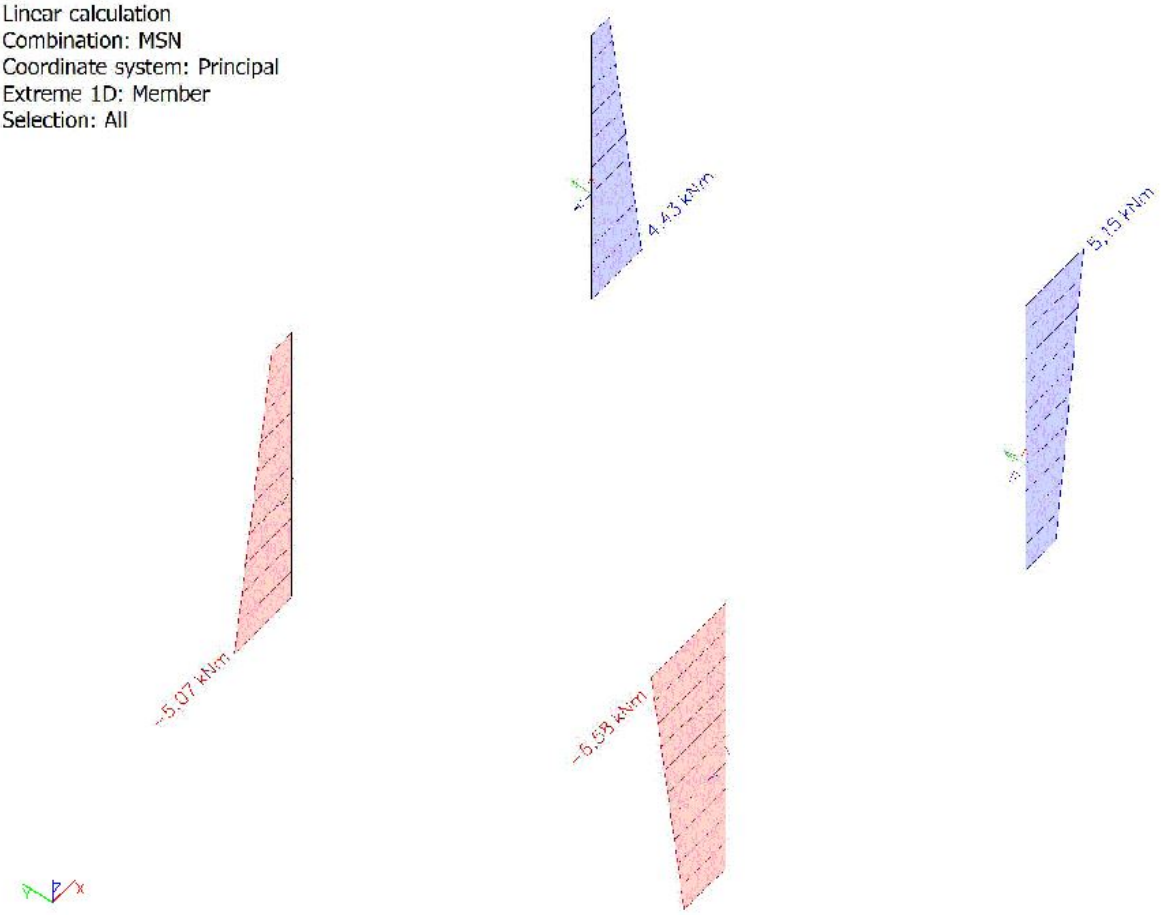

4.3.1.6. NSK - M_z

Values: M_z
Linear calculation
Combination: MSN
Coordinate system: Principal
Extreme 1D: Member
Selection: All

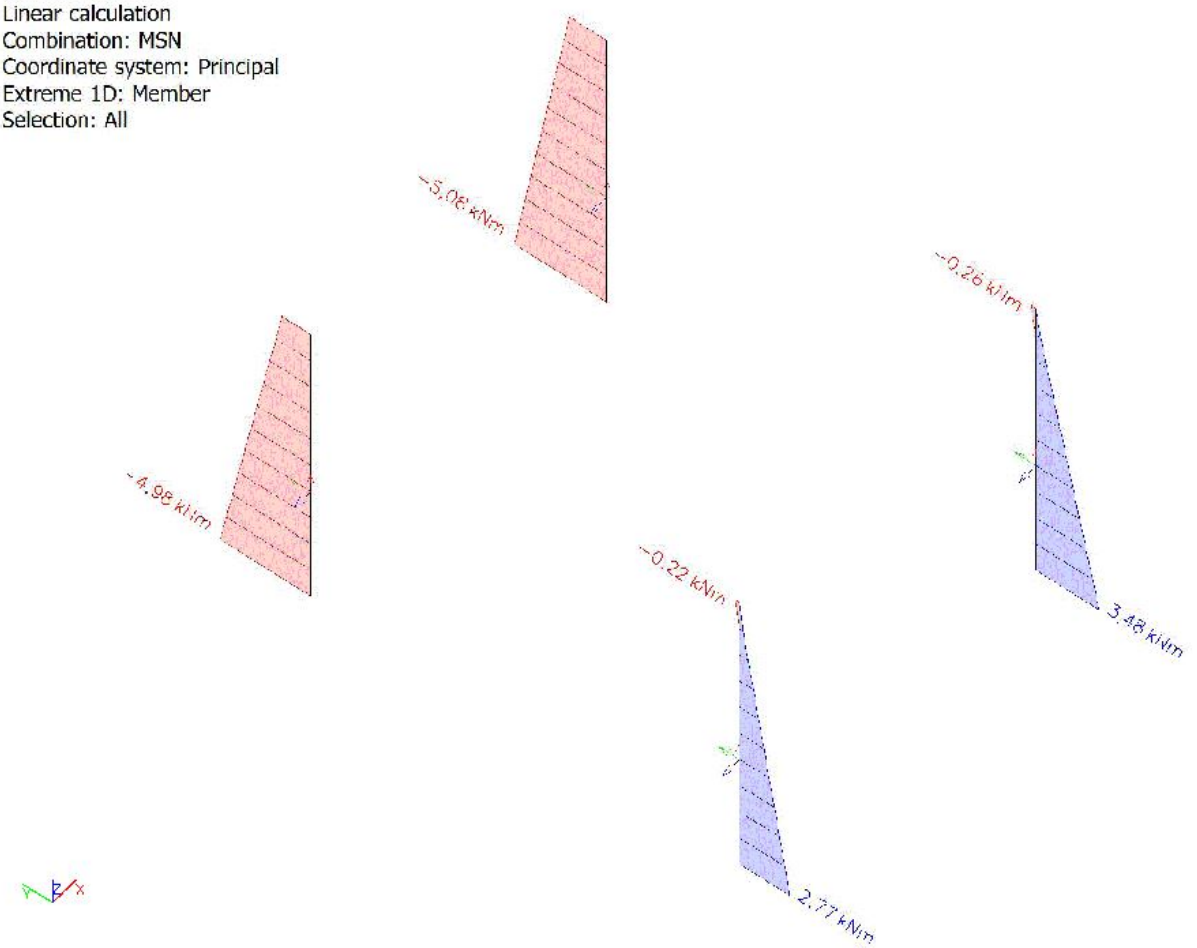

4.3.2. Potres

4.3.2.1. NSK - N

Values: **N**
Linear calculation
Combination: Potres
Coordinate system: Principal
Extreme 1D: Member
Selection: All

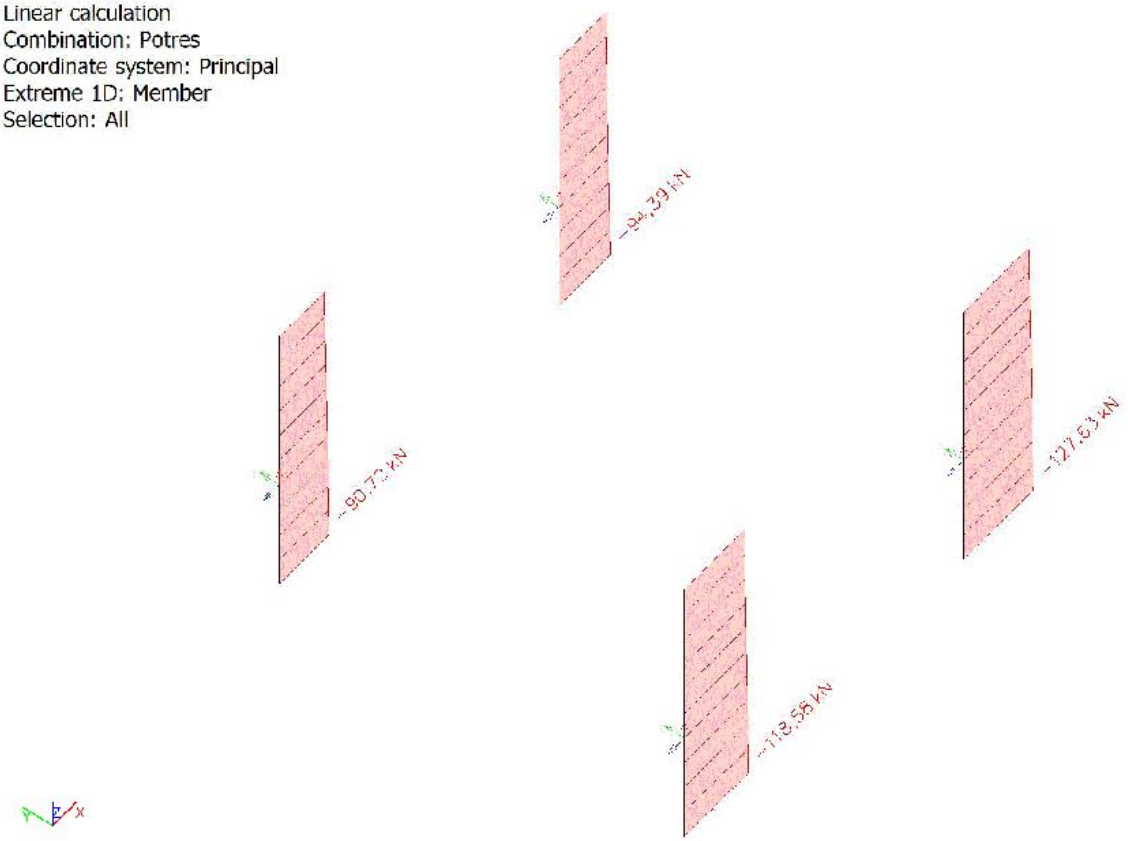

4.3.2.2. NSK - V_y

Values: V_y
Linear calculation
Combination: Potres
Coordinate system: Principal
Extreme 1D: Member
Selection: All

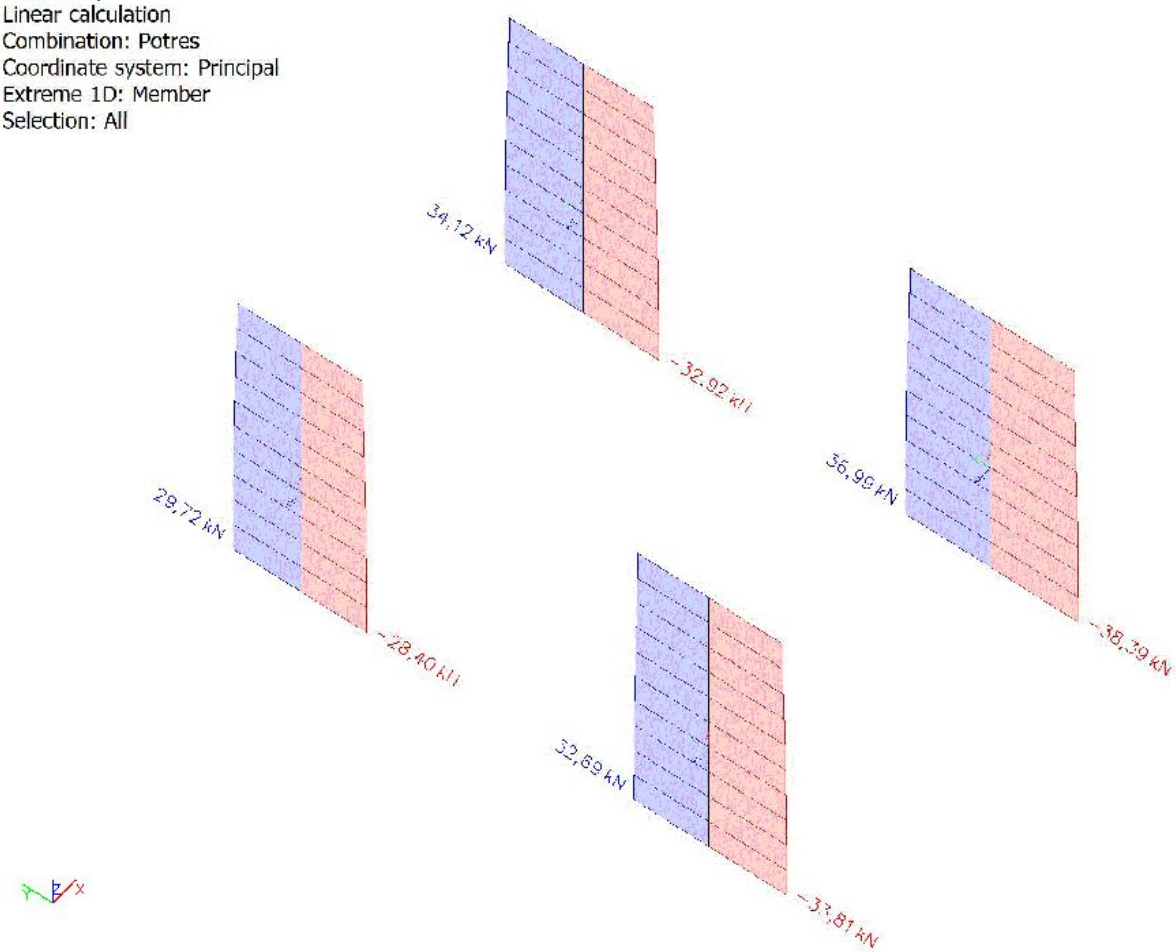

4.3.2.3. NSK - V_z

Values: V_z
Lincar calculation
Combination: Potres
Coordinate system: Principal
Extreme 1D: Member
Selection: All

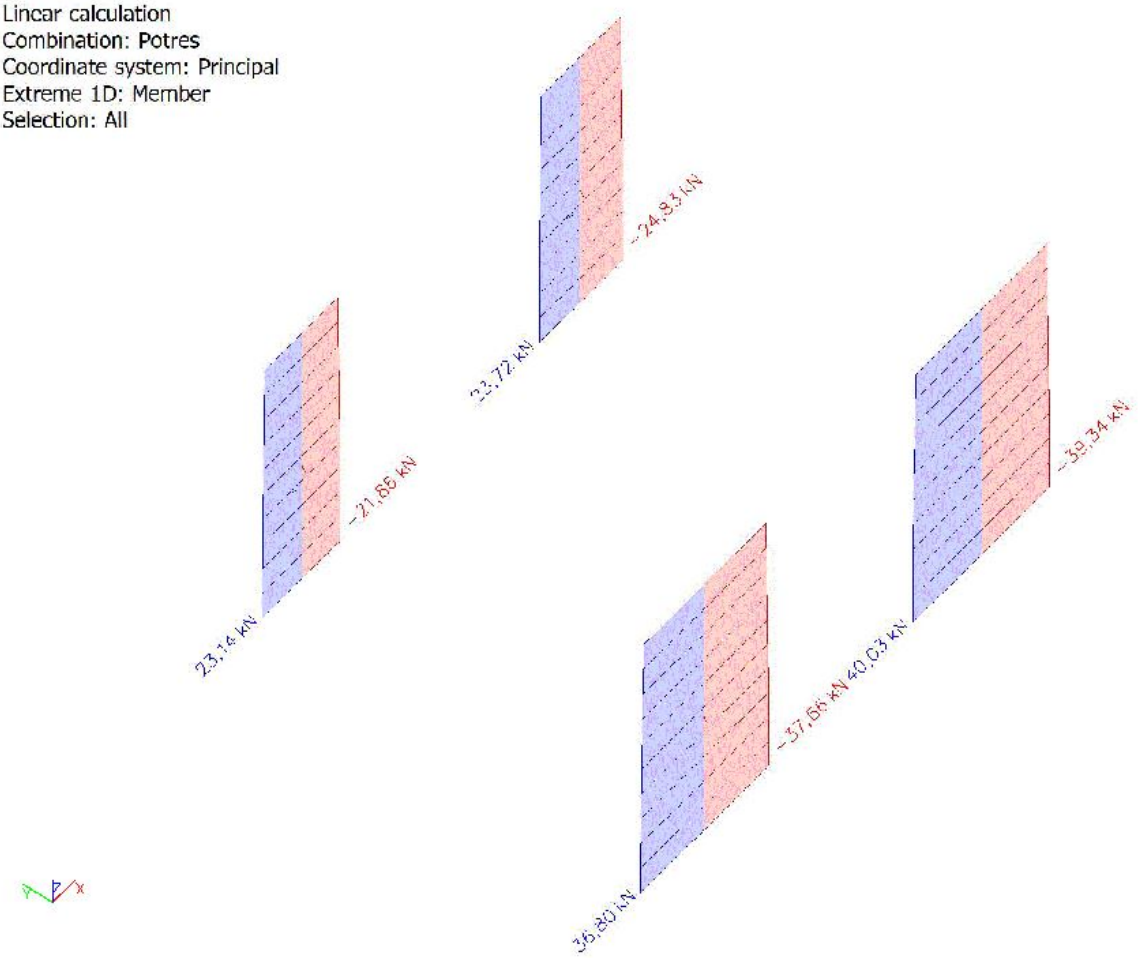

4.3.2.4. NSK - M_x

Values: M_x
Linear calculation
Combination: Potres
Coordinate system: Principal
Extreme 1D: Member
Selection: All



4.3.2.5. NSK - M_y

Values: M_y
Lincar calculation
Combination: Potres
Coordinate system: Principal
Extreme 1D: Member
Selection: All

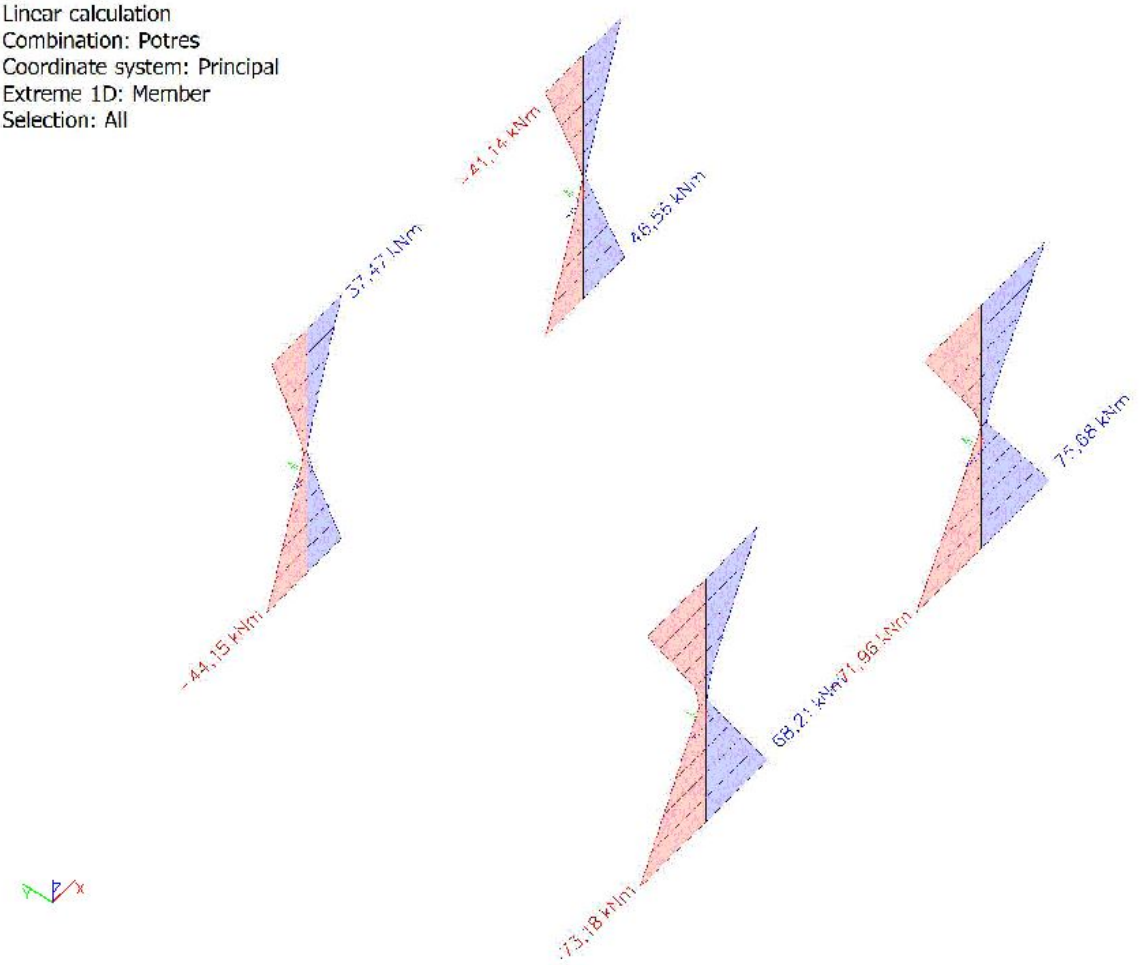

4.3.2.6. NSK - M_z

Values: M_z
Linear calculation
Combination: Potres
Coordinate system: Principal
Extreme 1D: Member
Selection: All

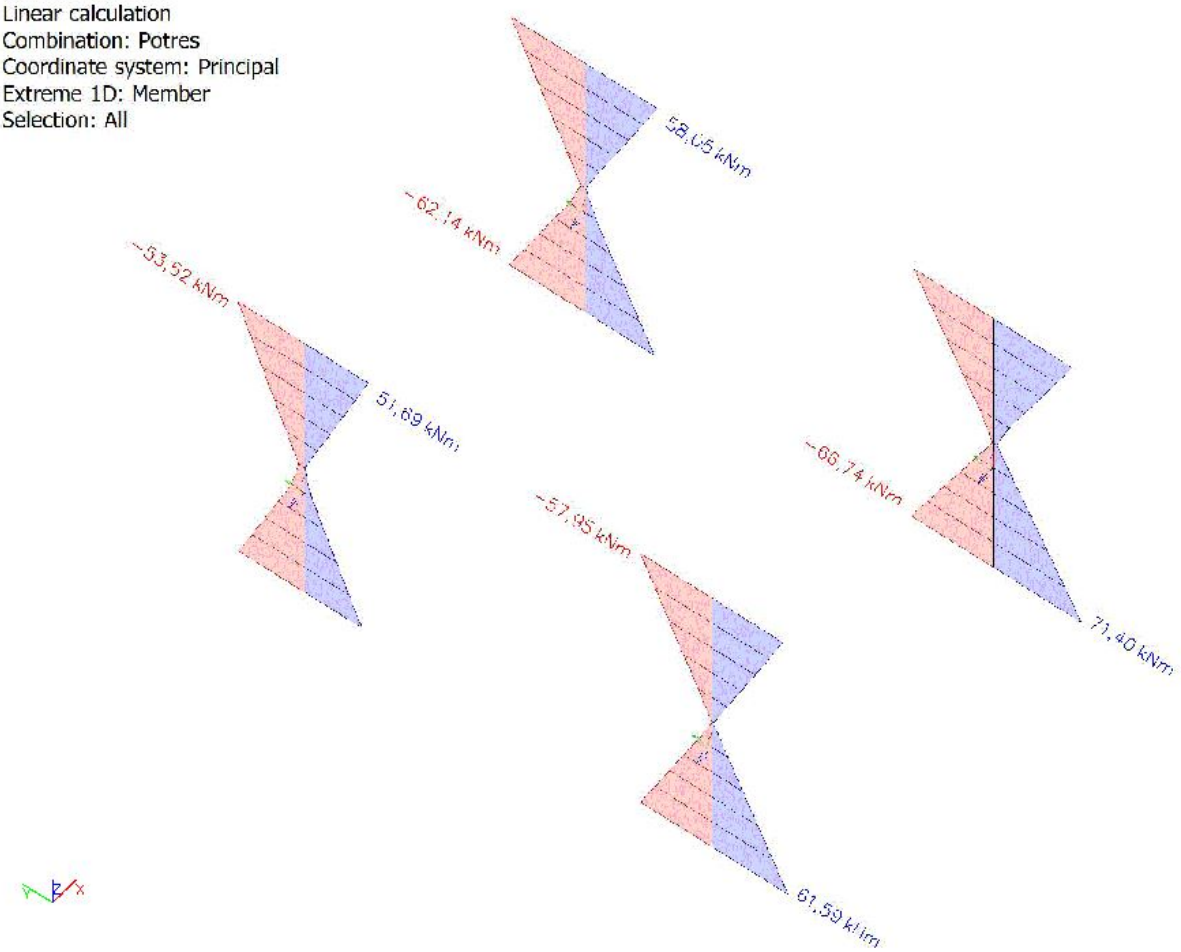

4.3.3. Preverba vgrajene armature

Overall check

Values: **UC**
Linear calculation
Combination: Potres
Coordinate system: Member
Extreme 1D: Global
Selection: B1

Column B1	**Rectangle (300,00; 300,00)**
SIST EN 1992-1-1:2005/A101:2006	Section 0 [dx = 0 m]

Member length: L = 3.6 m
Buckling y-y: L_y = 4.62 m (sway)
Buckling z-z: L_z = 4.24 m (sway)

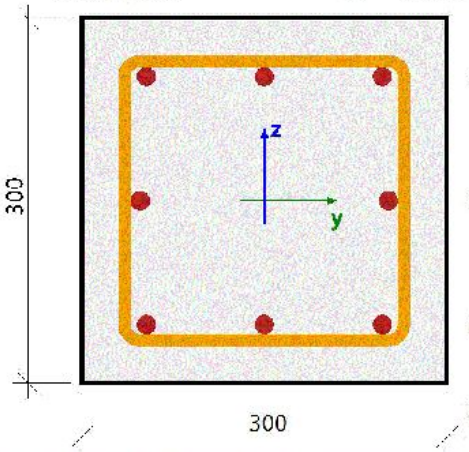

Concrete: C30/37
Bi linear stress strain diagram
Exposure class: XC3

Longitudinal reinforcement: B 500B
Bi-linear with an inclined top branch
8ø16 (1608 mm^2)
ρ_l = 1,787 % (12.6 kg/m)

Shear reinforcement: B 500B
Bi-linear with an inclined top branch
2ø10/100 (1571 mm^2/m)
ρ_w = 0,488 % (12.3 kg/m)

Cover (stirrup)
Top: 30 mm
Bottom: 30 mm
Left: 30 mm
Right: 30 mm

Name	dx [m]	Combikey	UC_{resp}	UC_{int}	UC_{VT}	UC_{stress}	UC_{crack}	UC_{defl}	UC_{cet}	UC
B1	0,000	Lastnateža+Stalnateža+ 0.30*PotresX-PotresY	1,00	0,69	0,23	-	-	-	-	1,00

Stebri bodo armirani s 8 x fi 16 vzdolžno in fi 10/10 v kritičnem območju ter fi 10/20 izven kritičnega območja.

6. Zidovi

Statika -	višina zid	2.70	m	Naklon zaledja (°):	0.00
				Obtežba zaledja (kN/m2	10.00

1. Shema zidu:

Kot notranjega tr 30.0 φ podlage
30.0 φ zaledja

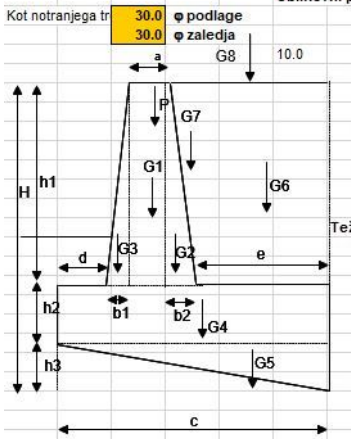

Oblikovni parametri zidu (m):

a =	0.25
b1 =	0.00
b2 =	0.00
c =	1.50
d =	0.15
e =	1.10
H =	2.70
h1 =	2.45
h2 =	0.25
h3 =	0.00

Teža zidu (kN/m):		Moment odpora (kNm/m):			
P =	1.00	Mp =	0.28		
G1 =	15.31	M1 =	4.21		
G2 =	0.00	M2 =	0.00		
G3 =	0.00	M3 =	0.00	v=	1.25
G4 =	9.38	M4 =	7.03	φm=	24.8
G5 =	0.00	M5 =	0.00		
G6 =	56.60	M6 =	53.77	δ =	0.0
G7 =	0.00	M7 =	0.00	α =	90.0
G8 =	11.00	M8 =	10.45		
Gce	93.28	Modp =	75.73	Podatek: km =	0.500

Teža zemljine (kN/m3 21.00

ZEMELJSKI PRITISK:

Rezultirajoče sile zemeljskega pritiska (kN/m):

Eh1 =	7.88	Ev1 =	0.00	h1	0.82	M1	14.84
Eh2 =	6.13	Ev2 =	0.00	h2	0.61	M2	12.79
Eh3 =	15.76	Ev3 =	0.00	h3	1.84	M3	13.59
Eh4 =	7.88	Ev4 =	0.00	h4	2.04	M4	5.19
Eh5 =	6.13	Ev5 =	0.00	h5	1.84	M5	5.28
Eh6 =	6.43	Ev6 =	0.00	h6	2.58	M6	0.80
Eh7 =	0.33	Ev7 =	0.00	h7	2.62	M7	0.03
Eh8 =	1.25	Ev8 =	0.00	h8	2.58	M8	0.16
Eh-cel	51.77	Ev-cel	0.00			Mprev	52.67

Prijemališče sil od vrha

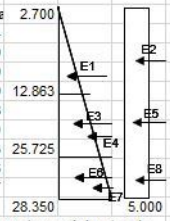

2.0 Kontrole prevrnitve, zdrsa in napetosti pri stanju začasnega izkopa (nezasuta prednja stran):

2.1 Kontrola prevrnitve:

Moment prevrnitve (Mprev	52.67
Moment odpora (Modp) :	75.73
Vdej = Modp/Mprev	1.44

1. Izračun armature stena

1.1. Reinforcement 2D design; As,req,1+

Values: $A_{s,req,1+}$
Linear calculation
Combination: MSN
Extreme: Global
Selection: All
Location: In nodes avg. on macro.
System: LCS mesh element



1.2. Reinforcement 2D design; As,req,2+

Values: $A_{s,req,2+}$
Linear calculation
Combination: MSN
Extreme: Global
Selection: All
Location: In nodes avg. on macro.
System: LCS mesh element



1.3. Reinforcement 2D design; As,req,1-

Values: $A_{s,req,1-}$
Linear calculation
Combination: MSN
Extreme: Global
Selection: All
Location: In nodes avg. on macro.
System: LCS mesh element



1.4. Reinforcement 2D design; As,req,2-

Values: $A_{s,req,2-}$
Linear calculation
Combination: MSN
Extreme: Global
Selection: All
Location: In nodes avg. on macro.
System: LCS mesh element



2. Izračun armature temelj

2.1. Reinforcement 2D design; As,req,1+

Values: $A_{s,req,1+}$
Linear calculation
Combination: MSN
Extreme: Global
Selection: All
Location: In nodes avg. on macro.
System: LCS mesh element

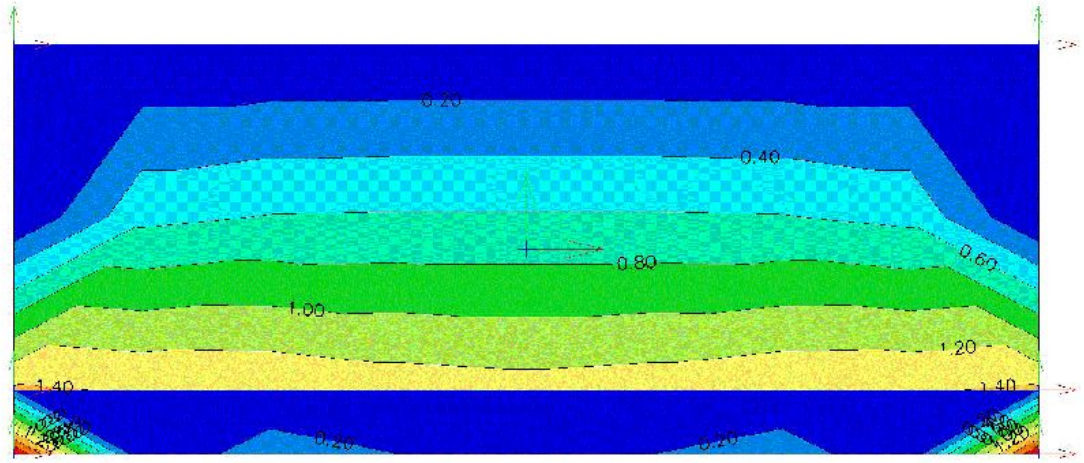

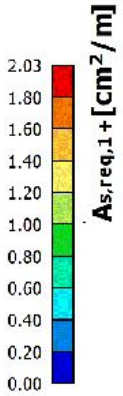

2.2. Reinforcement 2D design; As,req,2+

Values: $A_{s,req,2+}$
Linear calculation
Combination: MSN
Extreme: Global
Selection: All
Location: In nodes avg. on macro.
System: LCS mesh element

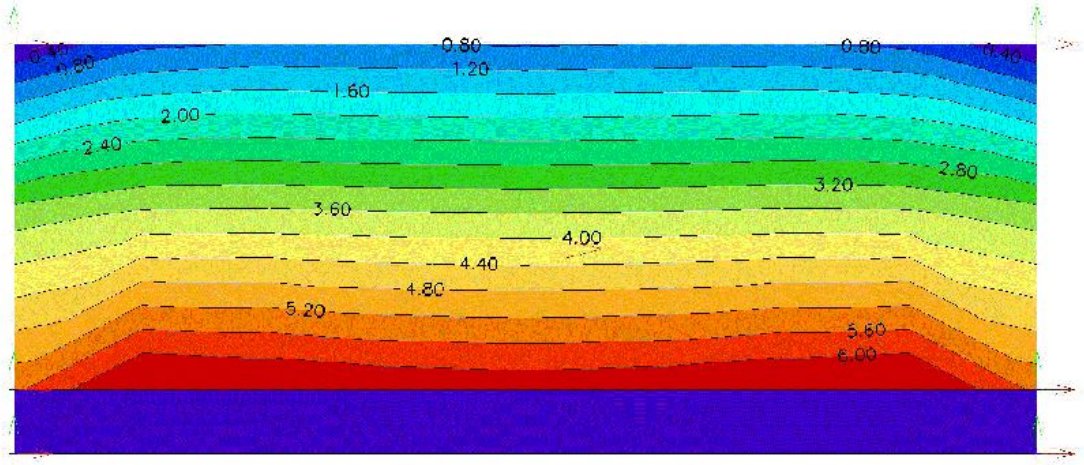

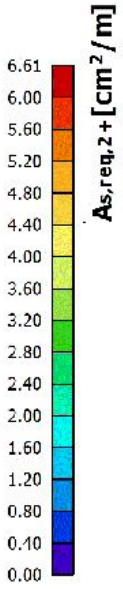

2.3. Reinforcement 2D design; As,req,1-

Values: $A_{s,req,1-}$
Linear calculation
Combination: MSN
Extreme: Global
Selection: All
Location: In nodes avg. on macro.
System: LCS mesh element

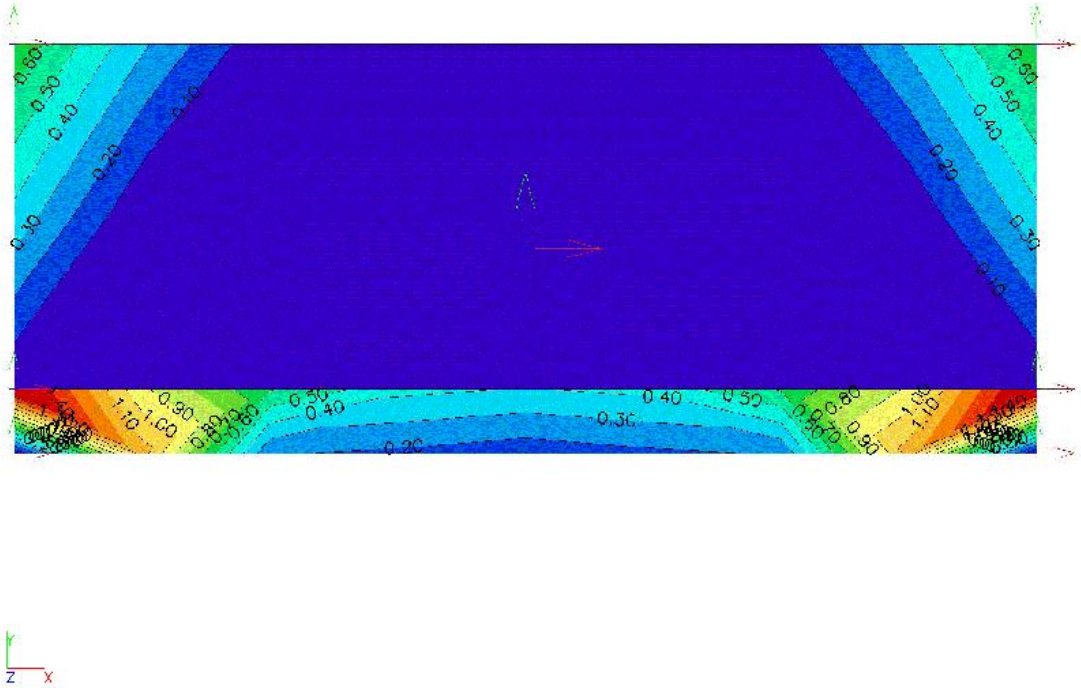

2.4. Reinforcement 2D design; As,req,2-

Values: $A_{s,req,2-}$
Linear calculation
Combination: MSN
Extreme: Global
Selection: All
Location: In nodes avg. on macro.
System: LCS mesh element

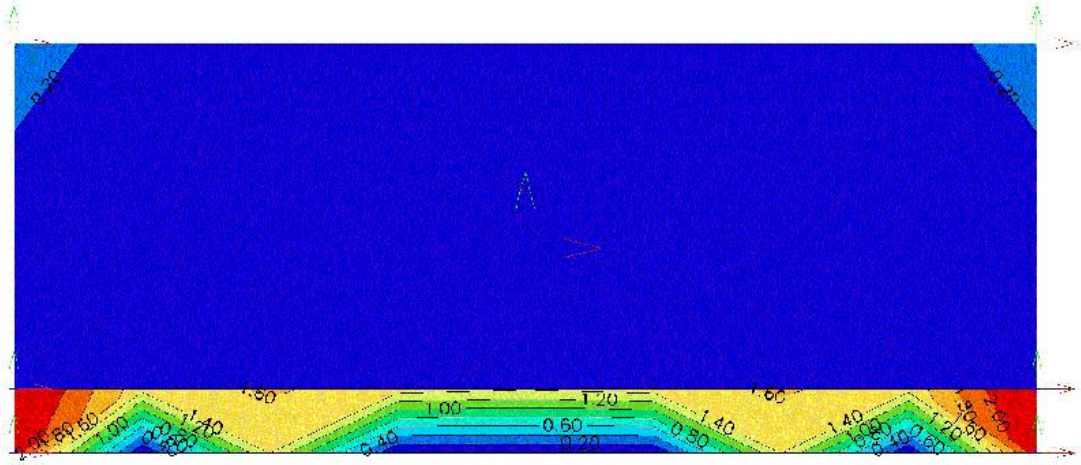

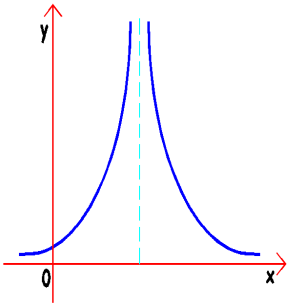

LIMITA - MUGERLI d.o.o.
Ljuba Šercerja 17, Rožna Dolina, 5000 Nova Gorica
Telefon 05 – 30 28 564
GSM 041 – 777 423, 041 – 604 863

E-mail: limita@limita.si

Številka transakcijskega računa: SI56 0475 0000 1014 283
Matična številka: 1898094
Identifikacijska številka za DDV: SI78863767

2/1.4.4 RISBE

TALNA PLOŠČA IN STENE
M 1:100

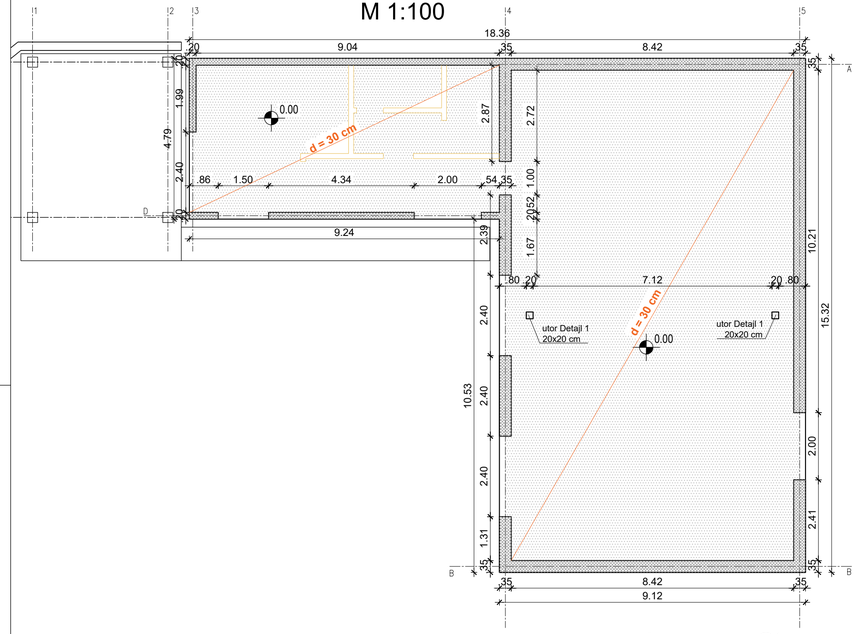

STREHA
M 1:100

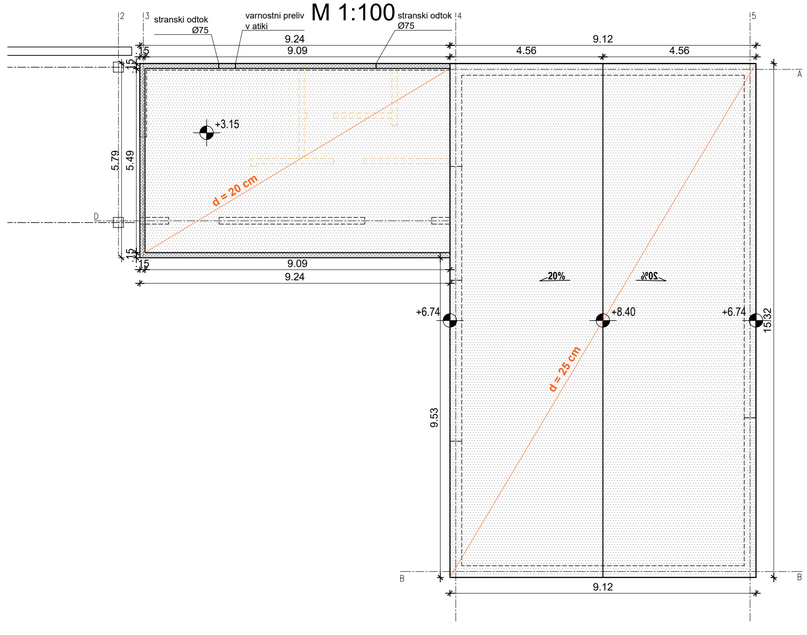

Prerez 1-1
M 1:100



Stena v osi 5
M 1:100

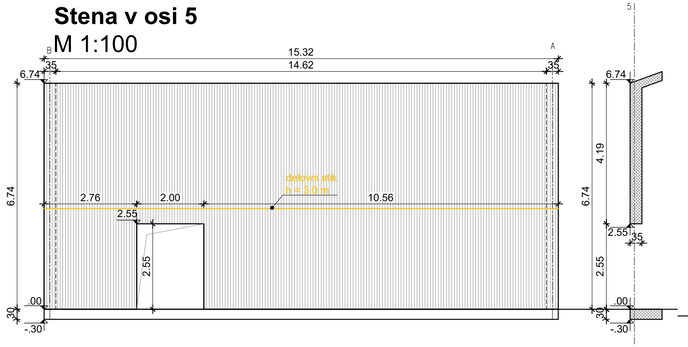

Stena v osi B
M 1:100

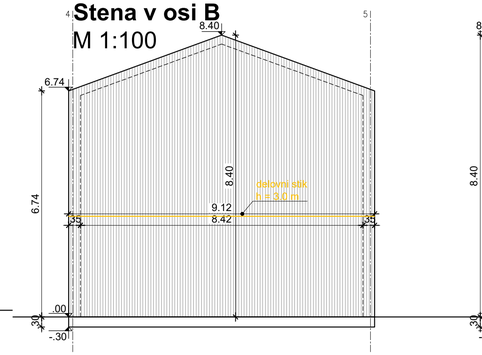

Stena v osi 4
M 1:100

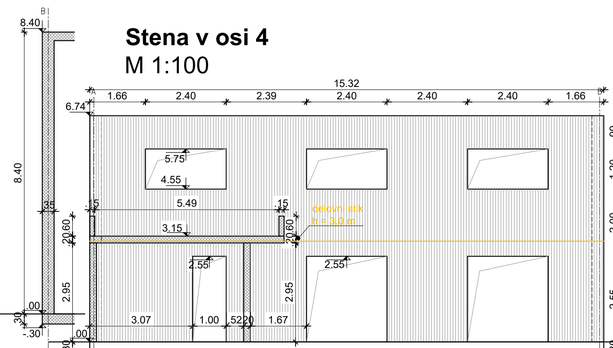

Prerez
M 1:50

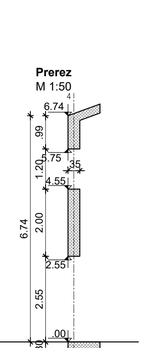

DETAJL DELOVNEGA STIKA
temelj-stena
M 1:20

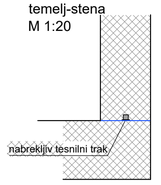

DETAJL DELOVNEGA STIKA
stena-stena
M 1:20

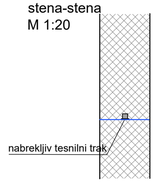

Stena v osi A,E
M 1:50

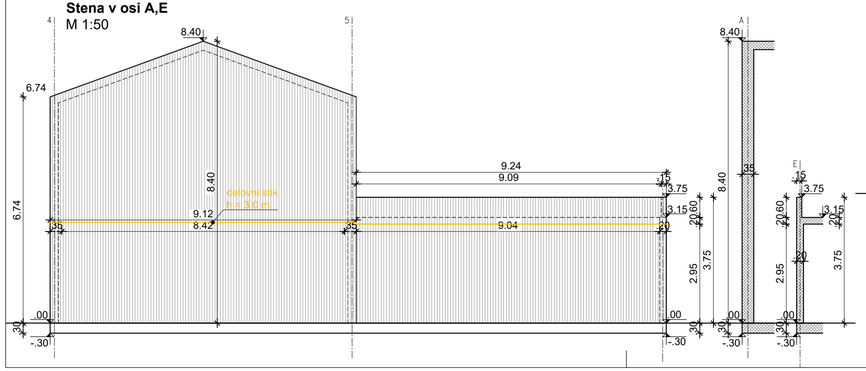

Stena v osi 3
M 1:50

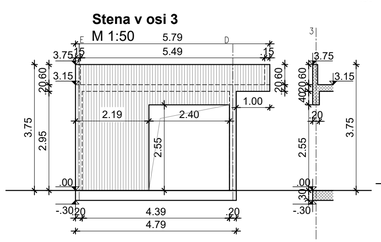

Stena v osi D
M 1:50

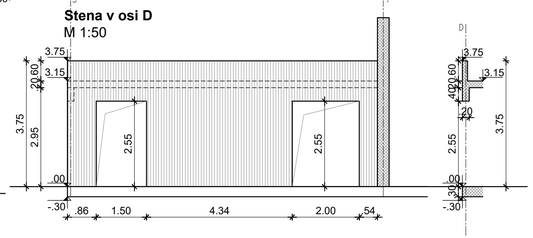

MATERIALI:

- beton talne plošče: C 30/37, XC2, XF1, PV-I, Dmax 32
- beton sten: C 30/37, XC1, PV-I, Dmax 16
- beton strešne plošče: C 30/37, XC1, PV-I, Dmax 16
- podložni beton: C12/15
- armaturno jeklo: B500B
- krovni sloj: talna plošča 4 cm, stene 3 cm. strešne plošče 2.5 cm

LIMITA - MUGERLI d.o.o.

Naročnik:	Občina Ajdovščina, cesta 5.maja 6a,5270 Ajdovščina
Objekt:	pomožni objekt ob igrišču Dolga Poljana
Vrsta načrta:	2 Načrt gradbeništva
Vsebina risbe:	Opažni načrt
	Opaž tplošč in sten
Odg. vodja projekta:	Vesna Krašna Vodopivec, mag. inž. arh.
ID številka:	ZAPS 1722
Odg. projektant:	Matija Mugerli, mag. inž. grad.
ID številka:	IZS G-4835
Faza:	PZI
Št. projekta:	342/2025
Št. načrta:	342/2025
Datum:	marec 2026
Merilo:	1:100,20
Stran:	1

TALNA PLOŠČA
vezi in sidra
M 1:50

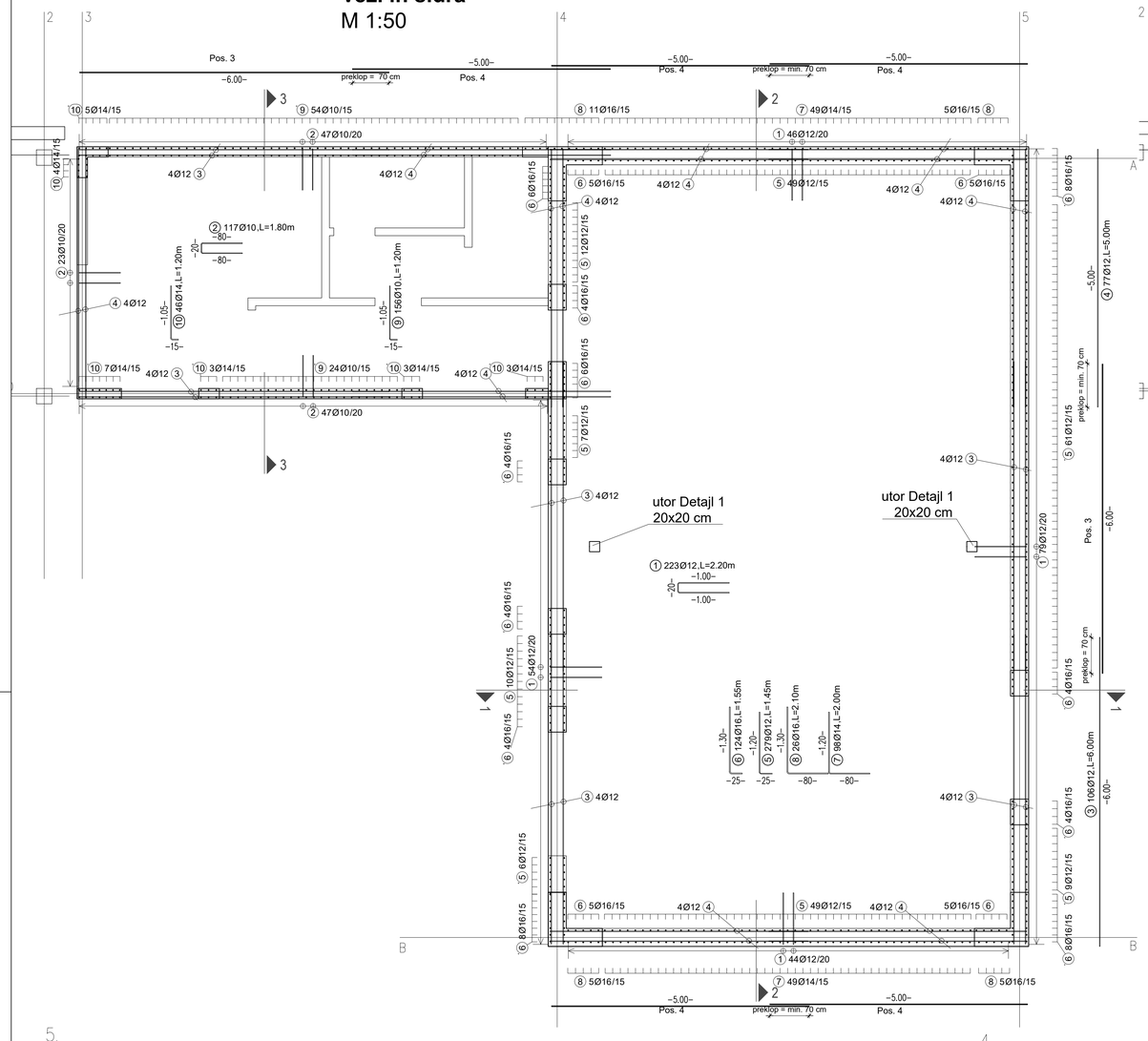

TALNA PLOŠČA
armatura spodaj, zgoraj
M 1:50

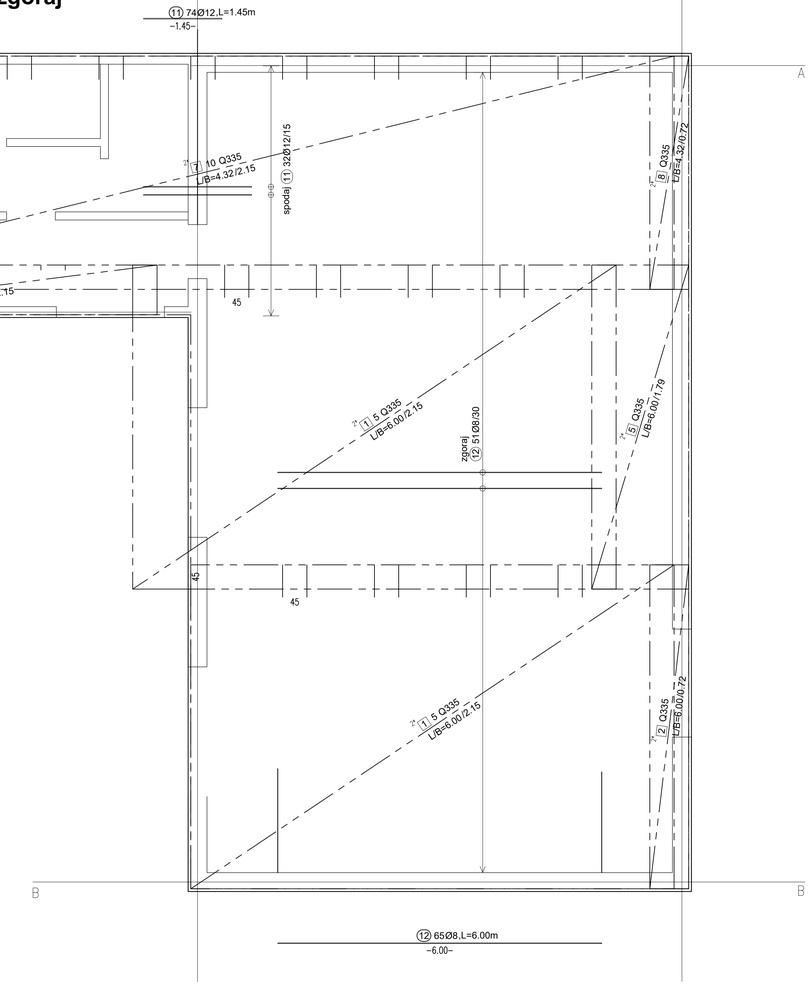

Prerez 1-1
M 1:25

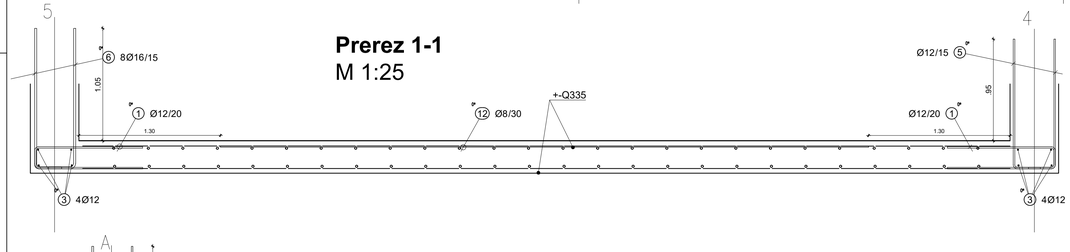

Prerez 3-3
M 1:25

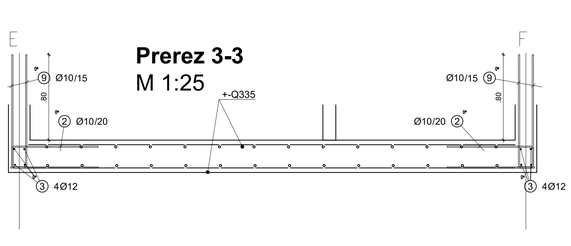

Prerez 3-3
M 1:25

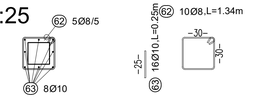

Prerez 2-2
M 1:25

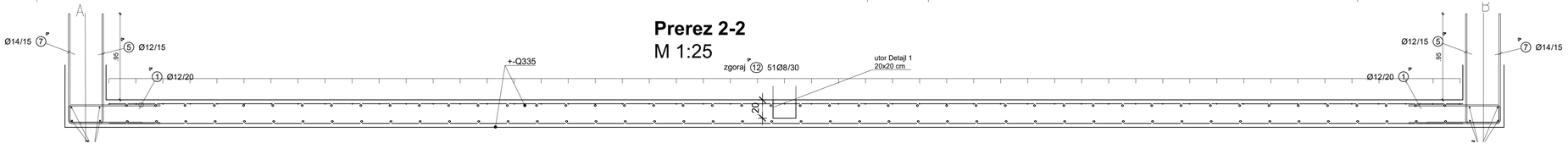

MATERIALI:

-	beton talne plošče:	C 30/37, XC2, XF1, PV-I, Dmax 32
-	beton sten:	C 30/37, XC1, PV-I, Dmax 16
-	beton strešne plošče:	C 30/37, XC1, PV-I, Dmax 16
-	podložni beton:	C12/15
-	armaturno jeklo: B500B	
-	krovni sloj: talna plošča 4 cm, stene 3 cm. strešne plošče 2.5 cm	

LIMITA - MUGERLI d.o.o.

Naročnik:	Občina Ajdovščina, cesta 5.maja 6a,5270 Ajdovščina
Objekt:	pomožni objekt ob igrišču Dolga Poljana
Vrsta načrta:	2 Načrt gradbeništva
Vsebina risbe:	Armaturni načrt Talna plošča
Odg. vodja projekta:	Vesna Krašna Vodopivec, mag. inž. arh.
ID številka:	ZAPS 1722
Odg. projektant:	Matija Mugerli, mag. inž. grad.
ID številka:	IZS G-4835
Faza:	PZI
Št. projekta:	342/2025
Št. načrta:	342/2025
Datum:	marec 2026
Merilo:	1:50,25
Stran:	2

STENE PRITLIČJA
TLORIS
M 1:50

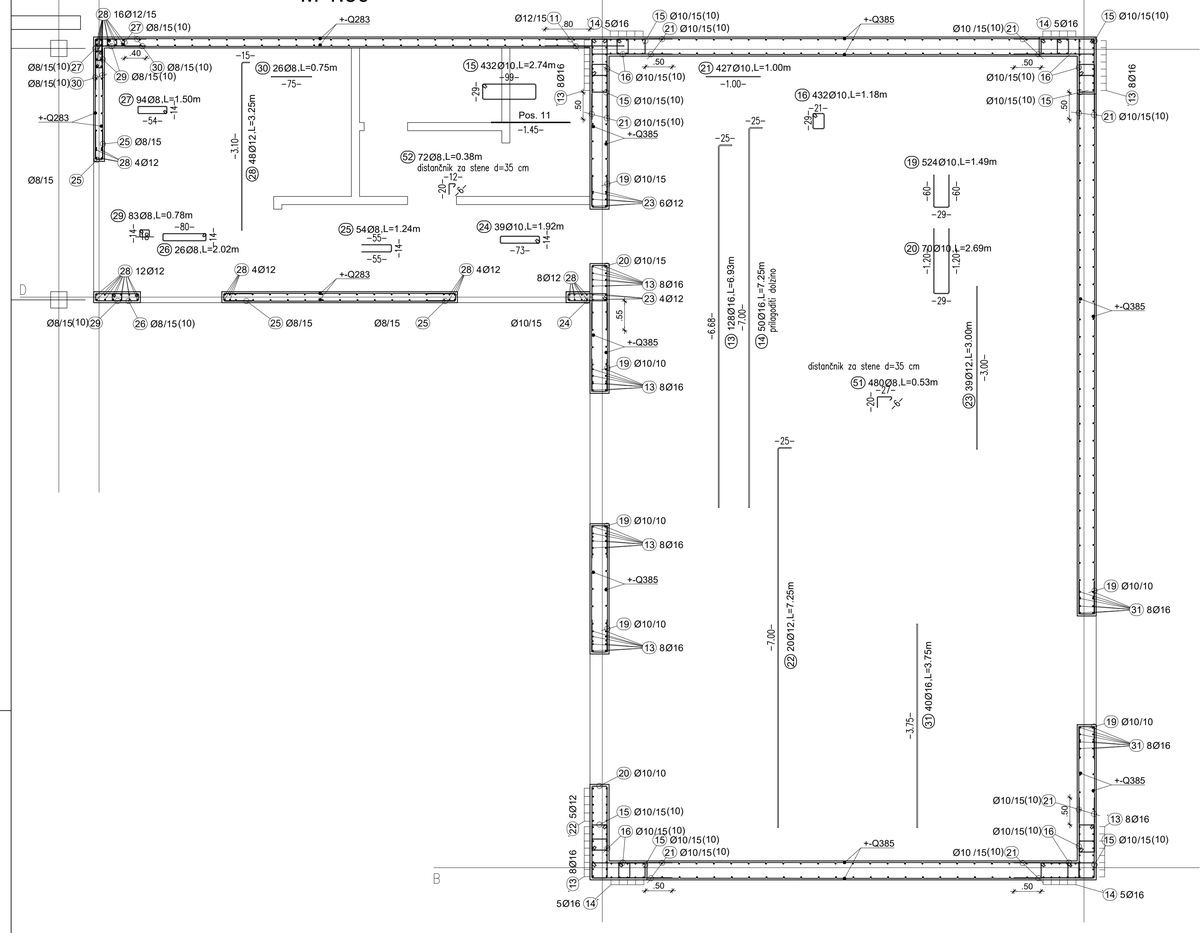

Stena v osi 5
M 1:50

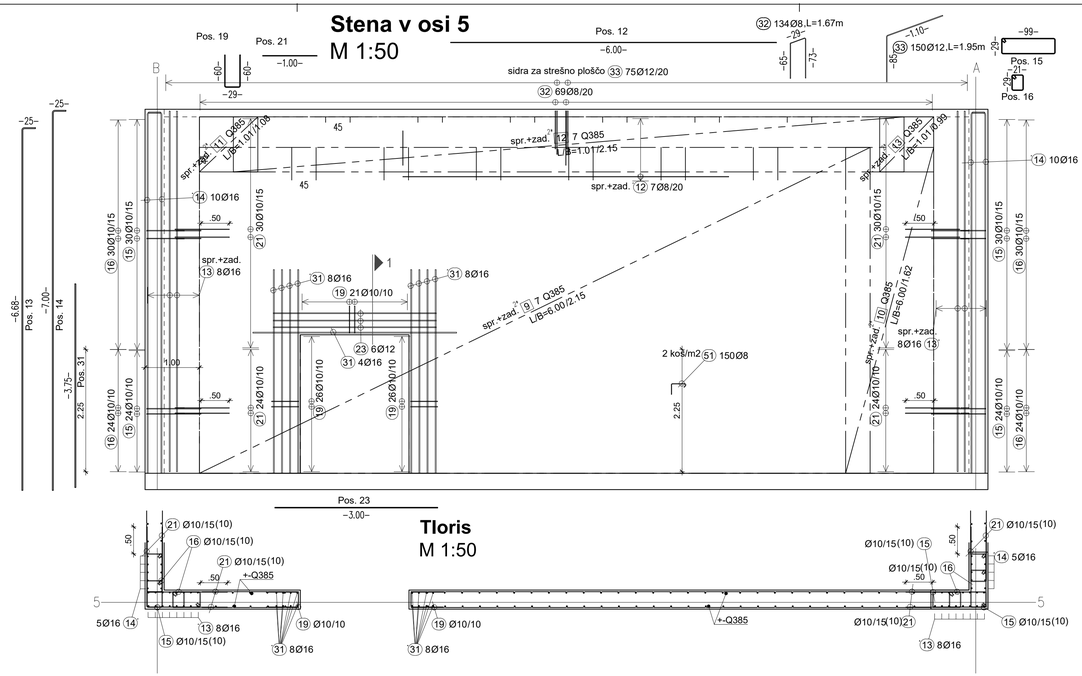

Tloris
M 1:50

Stena v osi B
M 1:50

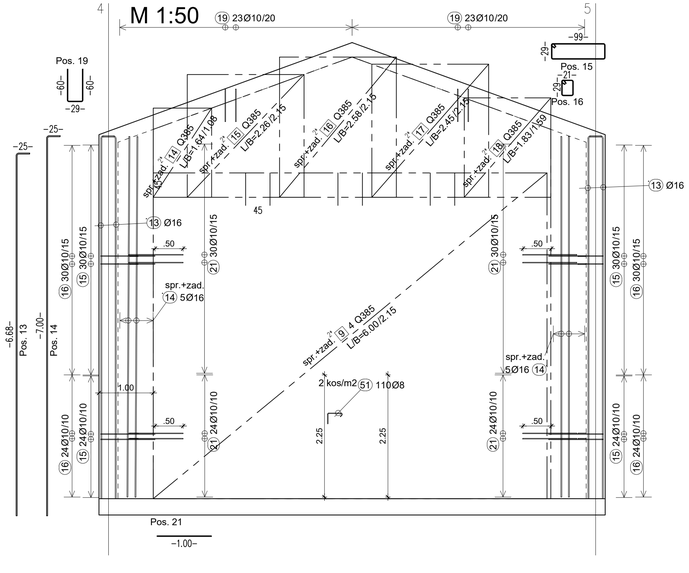

Tloris
M 1:50

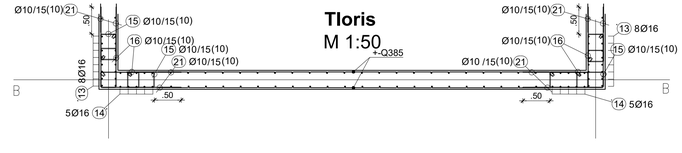

MATERIALI:
- beton talne plošče: C 30/37, XC2, XF1, PV-I, Dmax 32
- beton sten: C 30/37, XC1, PV-I, Dmax 16
- beton strešne plošče: C 30/37, XC1, PV-I, Dmax 16
- podložni beton: C12/15
- armaturno jeklo: B500B
- krovni sloj: talna plošča 4 cm, stene 3 cm. strešne plošče 2.5 cm

LIMITA - MUGERLI d.o.o.

Naročnik:	Občina Ajdovščina, cesta 5.maja 6a,5270 Ajdovščina
Objekt:	pomožni objekt ob igrišču Dolga Poljana
Vrsta načrta:	2 Načrt gradbeništva
Vsebina risbe:	Armaturni načrt
	Tloris sten, stena v osi 5 in B
Odg. vodja projekta:	Vesna Krašna Vodopivec, mag. inž. arh.
ID številka:	ZAPS 1722
Odg. projektant:	Matija Mugerli, mag. inž. grad.
ID številka:	IZS G-4835
Faza:	PZI
Št. projekta:	342/2025
Št. načrta:	342/2025
Datum:	marec 2026
Merilo:	1:50
Stran:	3

Stena v osi 4
palična armatura
M 1:50

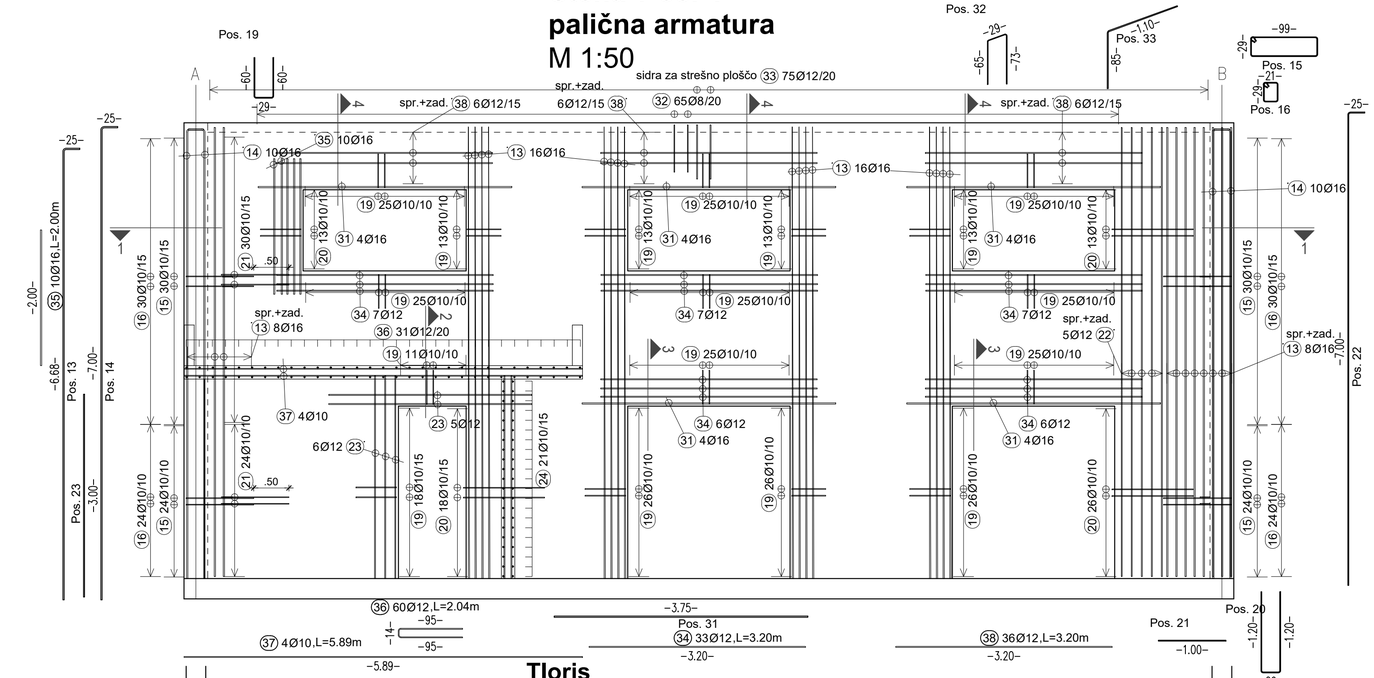

Stena v osi 4
mreže
M 1:50

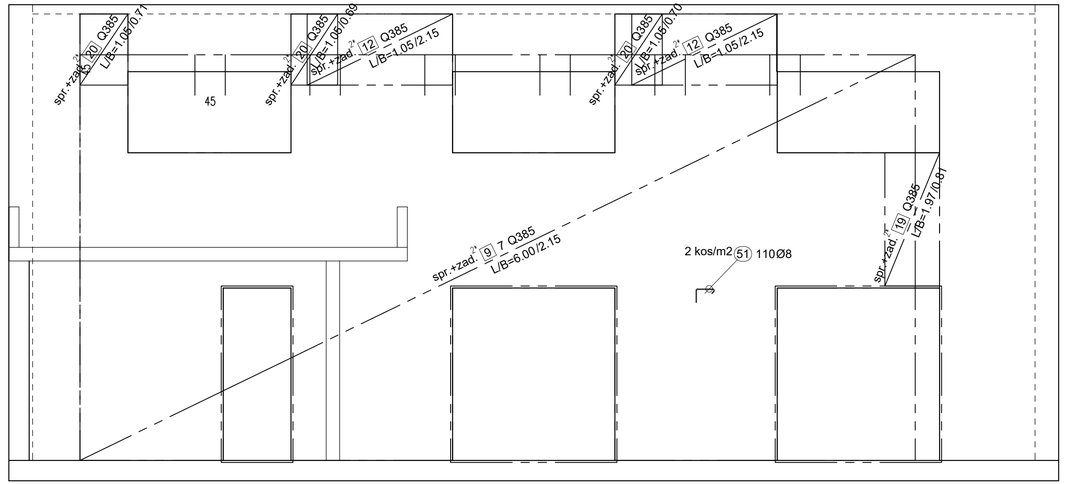

Tloris
M 1:50

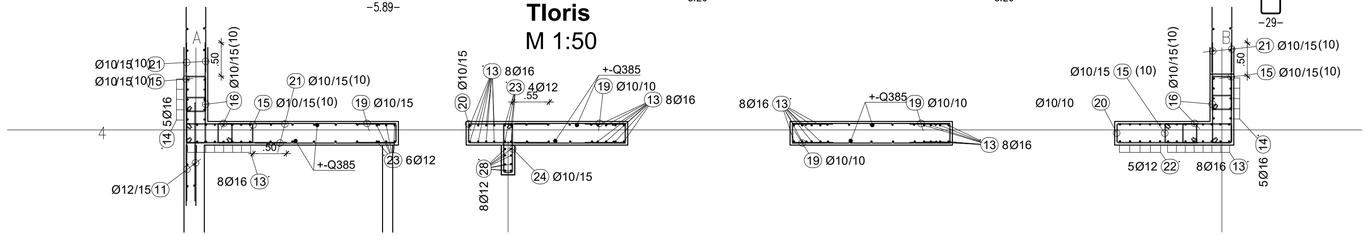

Prerez 1-1
M 1:50

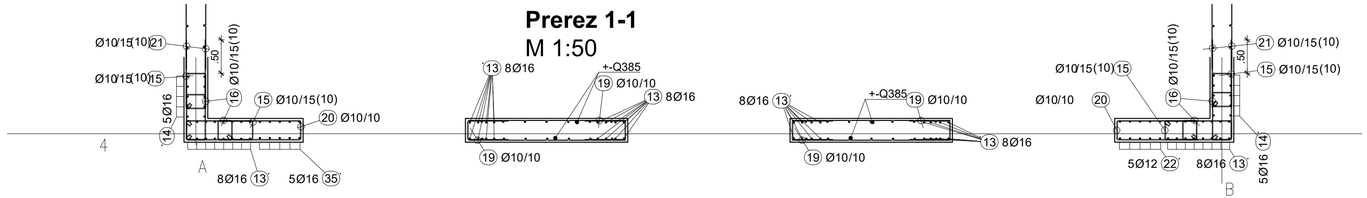

Prerez 2-2
M 1:25

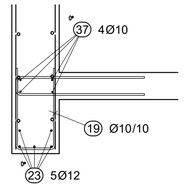

Prerez 3-3
M 1:25

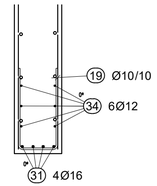

Prerez 4-4
M 1:25

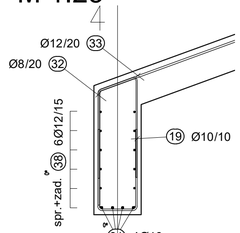

MATERIALI:
- beton talne plošče: C 30/37, XC2, XF1, PV-I, Dmax 32
- beton sten: C 30/37, XC1, PV-I, Dmax 16
- beton strešne plošče: C 30/37, XC1, PV-I, Dmax 16
- podložni beton: C12/15
- armaturno jeklo: B500B
- krovni sloj: talna plošča 4 cm, stene 3 cm. strešne plošče 2.5 cm

LIMITA - MUGERLI d.o.o.

Naročnik:	Občina Ajdovščina, cesta 5.maja 6a,5270 Ajdovščina
Objekt:	pomožni objekt ob igrišču Dolga Poljana
Vrsta načrta:	2 Načrt gradbeništva
Vsebina risbe:	Armaturni načrt Stena v osi 4
Odg. vodja projekta:	Vesna Krašna Vodopivec, mag. inž. arh.
ID številka:	ZAPS 1722
Odg. projektant:	Matija Mugerli, mag. inž. grad.
ID številka:	IZS G-4835
Faza:	PZI
Št. projekta:	342/2025
Št. načrta:	342/2025
Datum:	marec 2026
Merilo:	1:50,25
Stran:	4

Stena v osi A,E

M 1:50

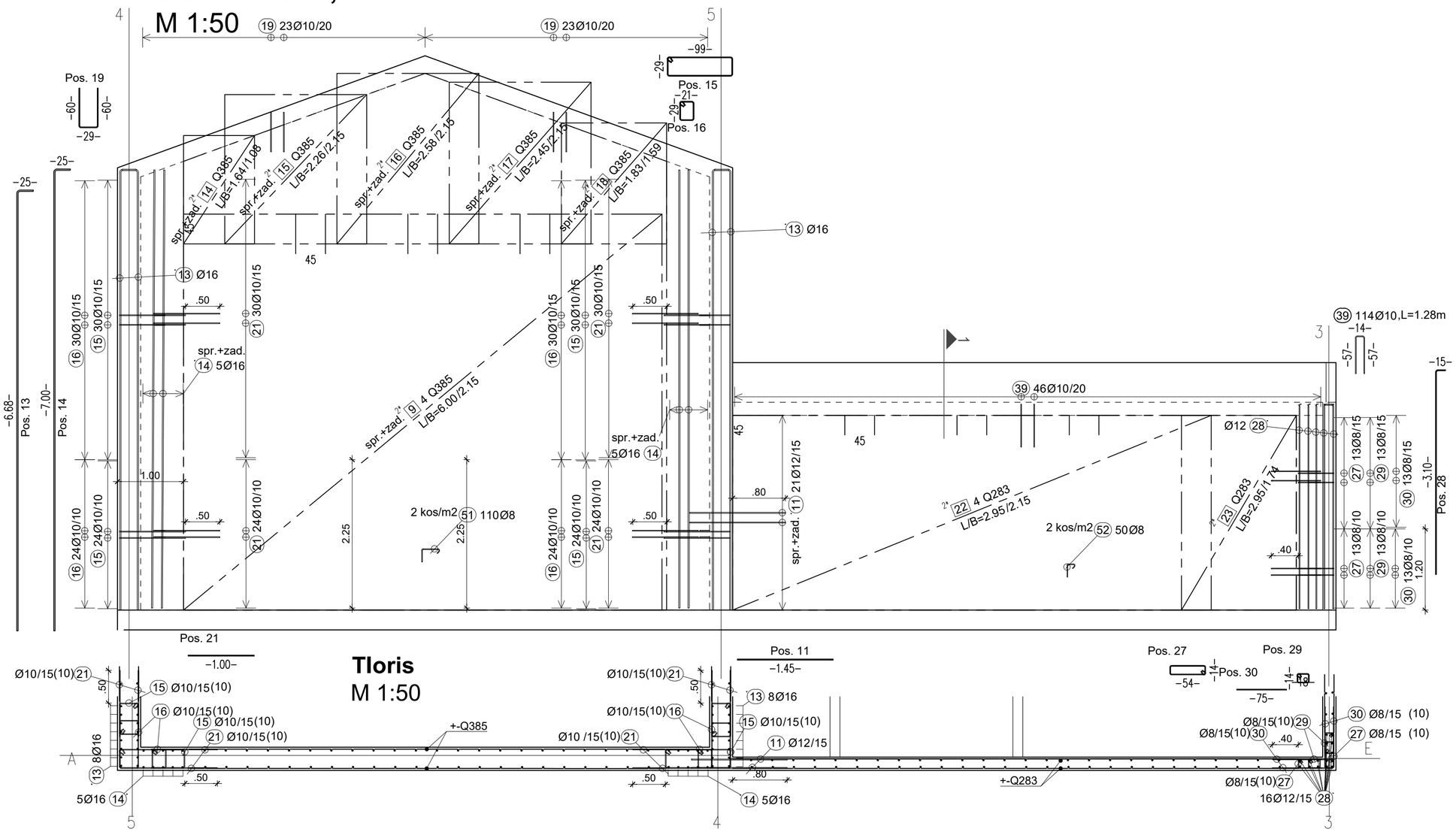

Tloris

M 1:50

Stena v osi 3

M 1:50

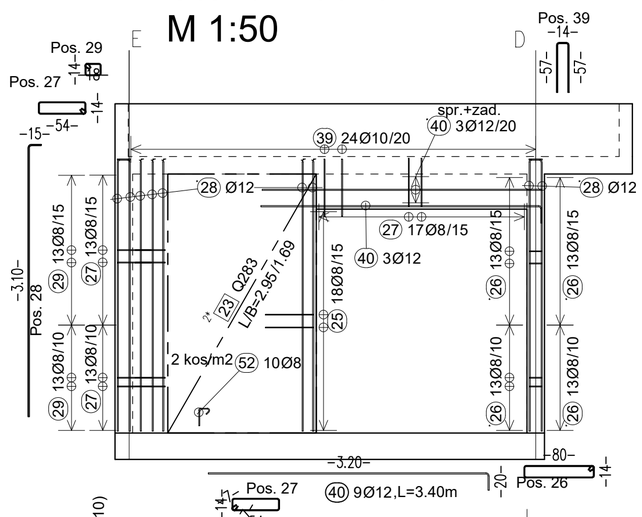

Tloris

M 1:50

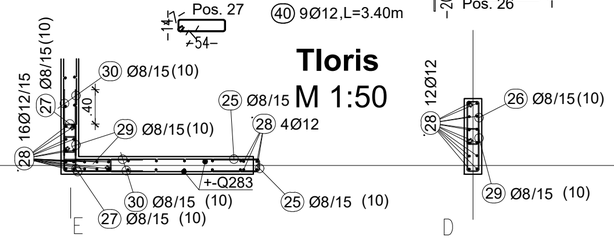

Stena v osi D

M 1:50

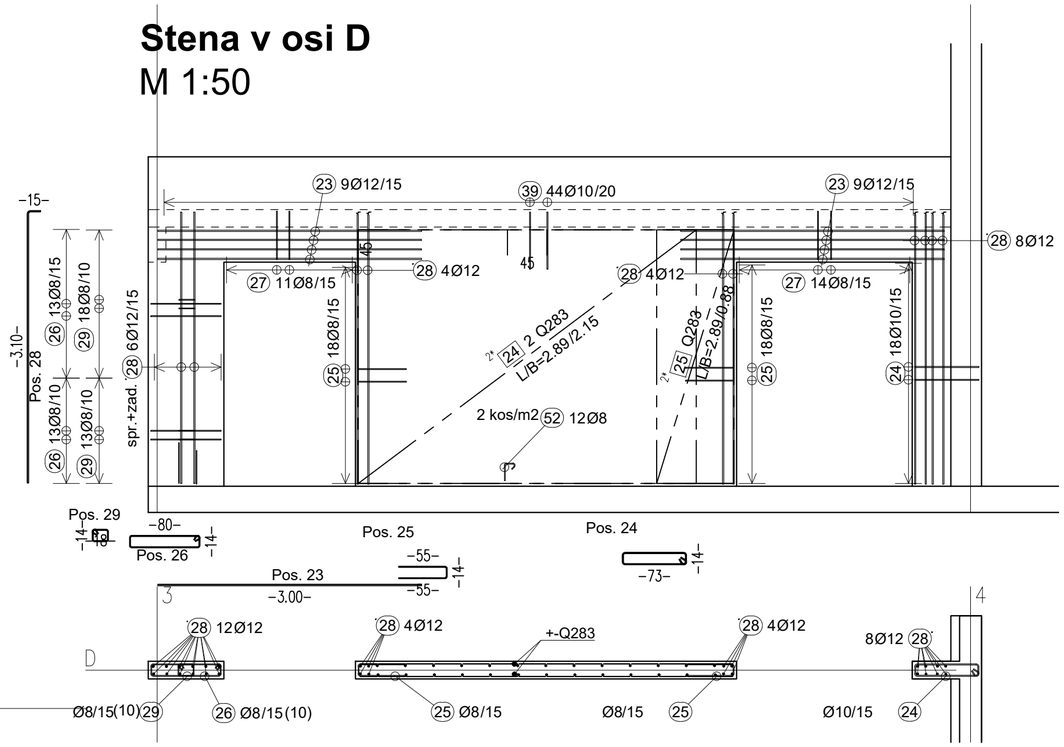

MATERIALI:

- beton talne plošče: C 30/37, XC2, XF1, PV-I, Dmax 32
- beton sten: C 30/37, XC1, PV-I, Dmax 16
- beton strešne plošče: C 30/37, XC1, PV-I, Dmax 16
- podložni beton: C12/15
- armaturno jeklo: B500B
- krovni sloj: talna plošča 4 cm, stene 3 cm. strešne plošče 2.5 cm

LIMITA - MUGERLI d.o.o.

Naročnik:	Občina Ajdovščina, cesta 5.maja 6a,5270 Ajdovščina
Objekt:	pomožni objekt ob igrišču Dolga Poljana
Vrsta načrta:	2 Načrt gradbeništva
Vsebina risbe:	Armaturni načrt Stena v osi 3, A,E in D
Odg. vodja projekta:	Vesna Krašna Vodopivec, mag. inž. arh.
ID številka:	ZAPS 1722
Odg. projektant:	Matija Mugerli, mag. inž. grad.
ID številka:	IZS G-4835
Faza:	PZI
Št. projekta:	342/2025
Št. načrta:	342/2025
Datum:	marec 2026
Merilo:	1:50
Stran:	5

Stropna plošča
vezi in sidra, spodnja in zgornja arm
M 1:50

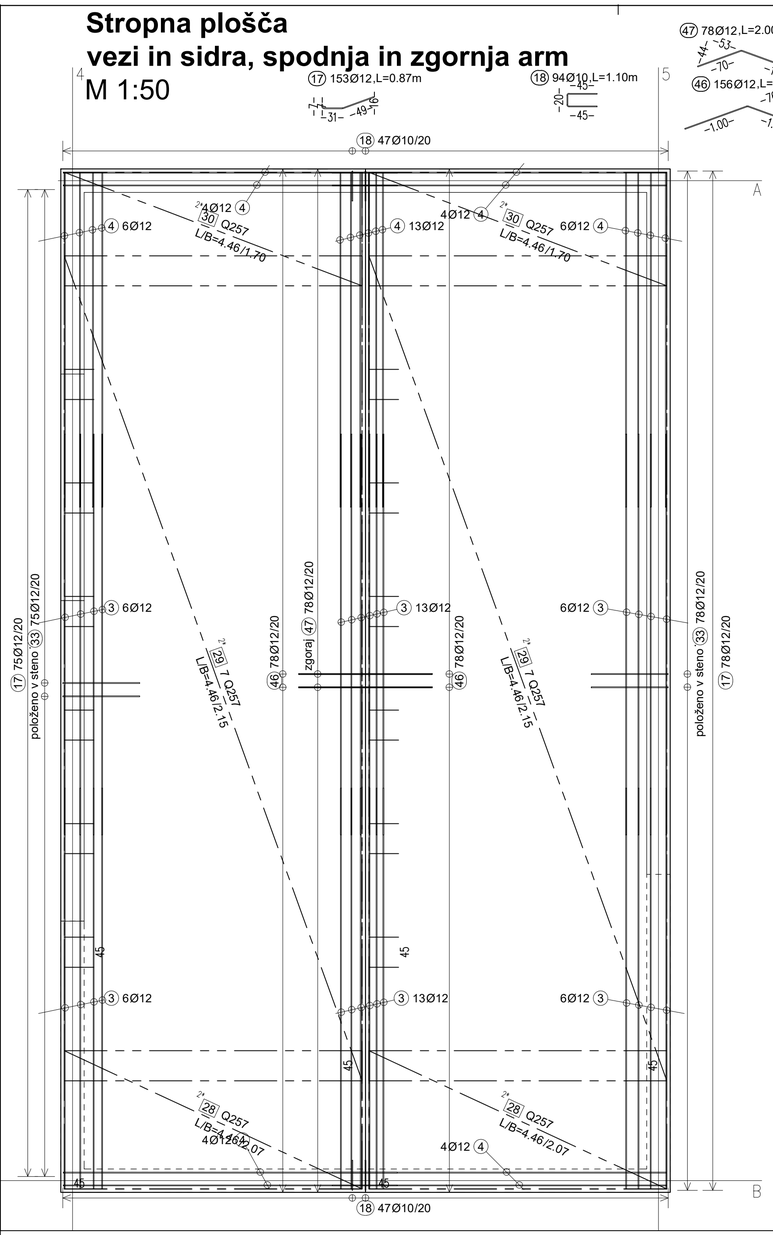

Prerez 1-1
M 1:25

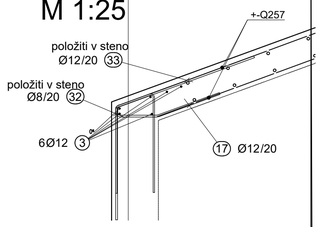

Prerez 2-2
M 1:25

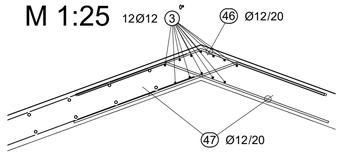

Strešna plošča- prizidek
vezi in sidra
M 1:50

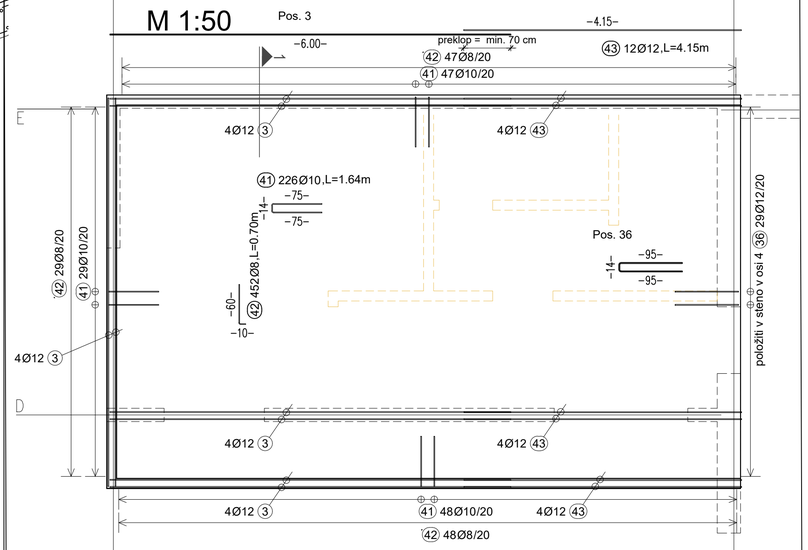

Strešna plošča- prizidek
armatura spodaj in zgoraj
M 1:50

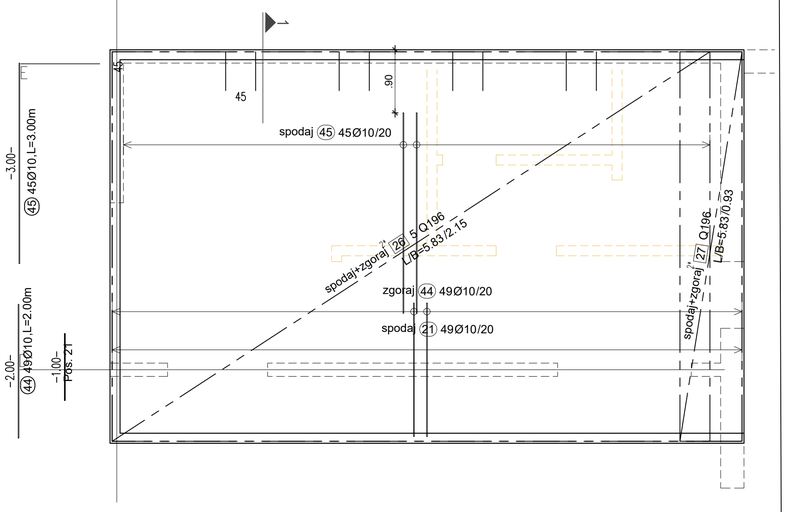

Atika
M 1:50

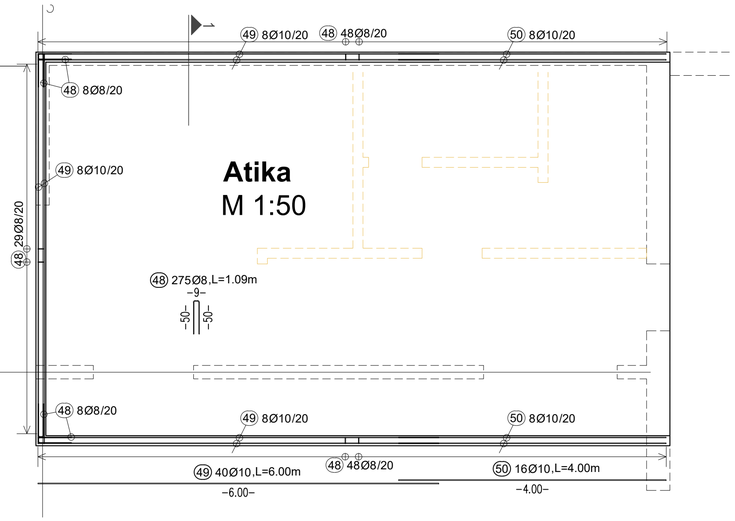

Prerez 1-1
M 1:25

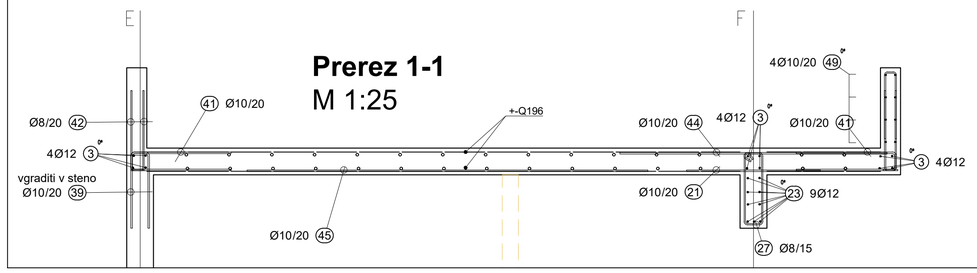

MATERIALI:
- beton talne plošče: C 30/37, XC2, XF1, PV-I, Dmax 32
- beton sten: C 30/37, XC1, PV-I, Dmax 16
- beton strešne plošče: C 30/37, XC1, PV-I, Dmax 16
- podložni beton: C12/15
- armaturno jeklo: B500B
- krovni sloj: talna plošča 4 cm, stene 3 cm. strešne plošče 2.5 cm

LIMITA - MUGERLI d.o.o.

Naročnik:	Občina Ajdovščina, cesta 5.maja 6a,5270 Ajdovščina
Objekt:	pomožni objekt ob igrišču Dolga Poljana
Vrsta načrta:	2 Načrt gradbeništva
Vsebina risbe:	Armaturni načrt Strešne plošče
Odg. vodja projekta:	Vesna Krašna Vodopivec, mag. inž. arh.
ID številka:	ZAPS 1722
Odg. projektant:	Matija Mugerli, mag. inž. grad.
ID številka:	IZS G-4835
Faza:	PZI
Št. projekta:	342/2025
Št. načrta:	342/2025
Datum:	marec 2026
Merilo:	1:50,25
Stran:	6

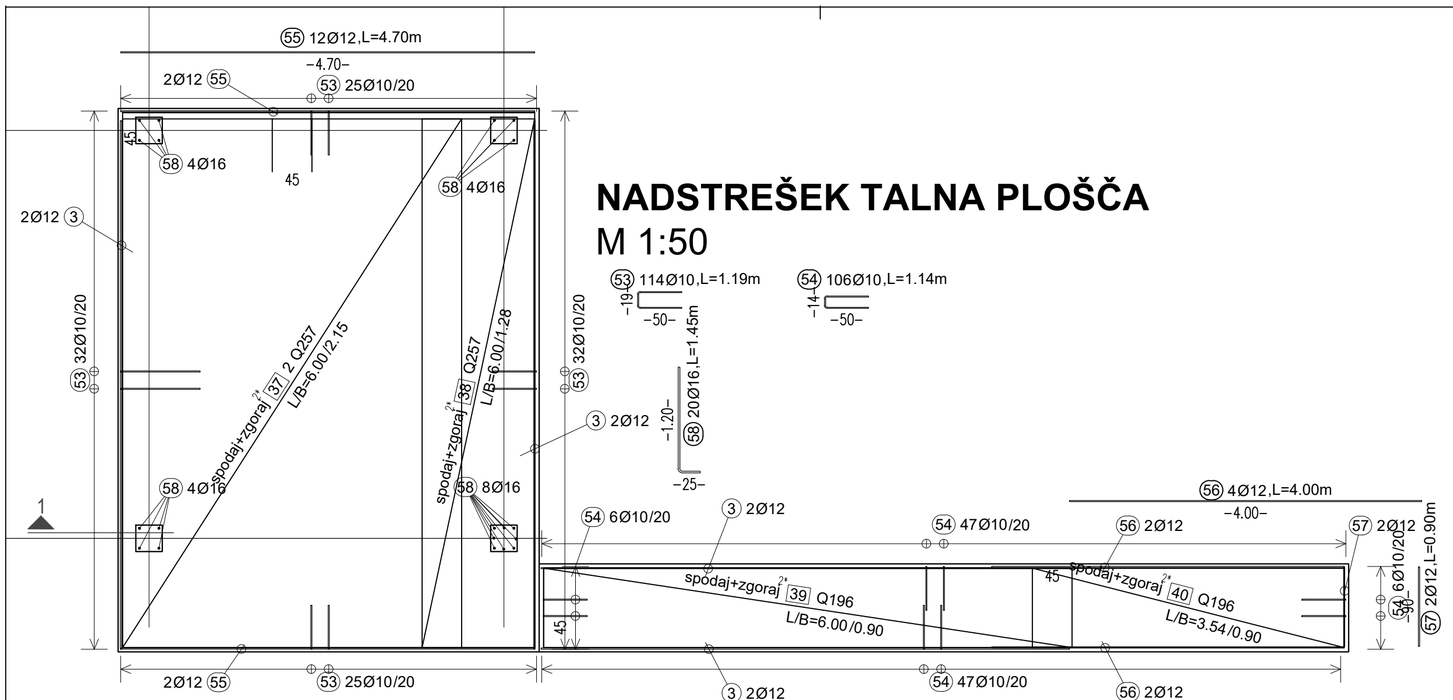

NADSTREŠEK TALNA PLOŠČA
M 1:50

53 114Ø10,L=1.19m
−19−
−50−

54 106Ø10,L=1.14m
−14−
−50−

NADSTREŠEK
STEŠNA PLOŠČA
M 1:50

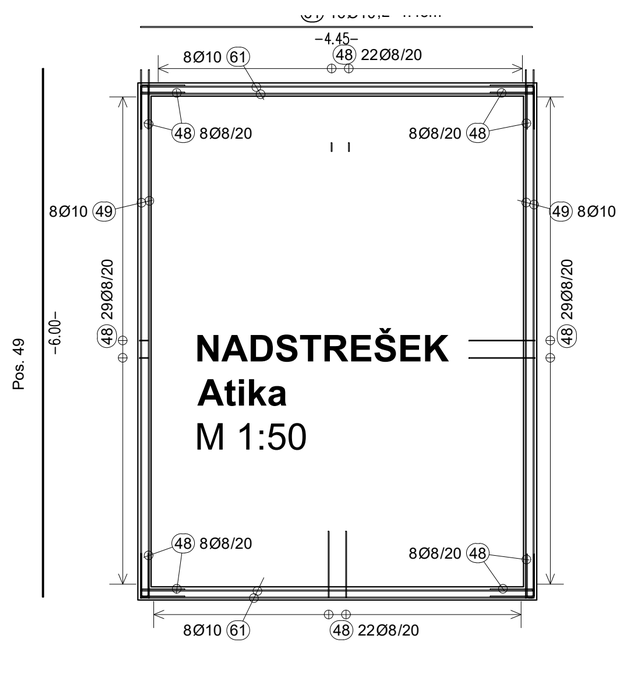

NADSTREŠEK
Atika
M 1:50

Mreže spodaj

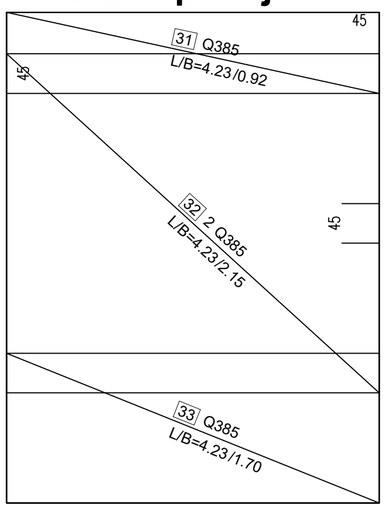

Mreže zgoraj

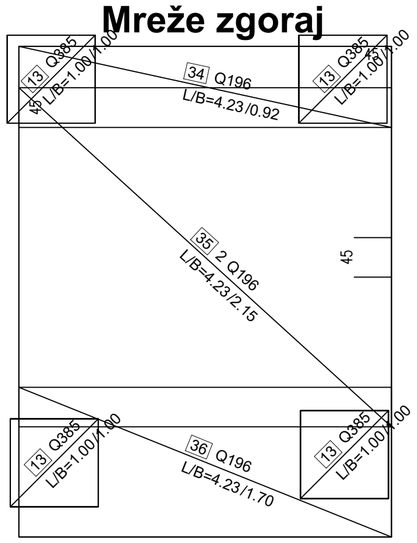

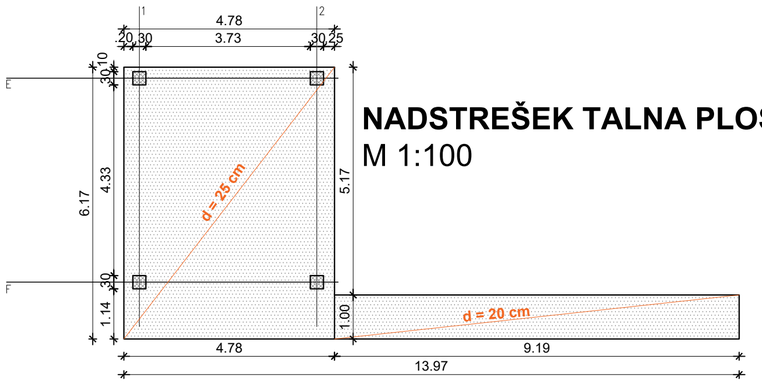

NADSTREŠEK TALNA PLOŠČA
M 1:100

STREŠNA PLOŠČA
M 1:100

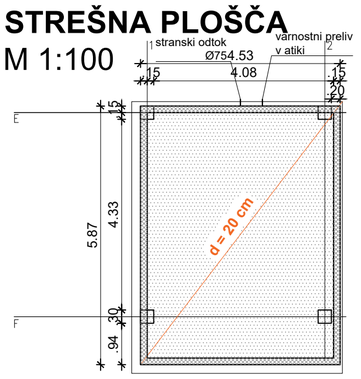

STEBER
M 1:50

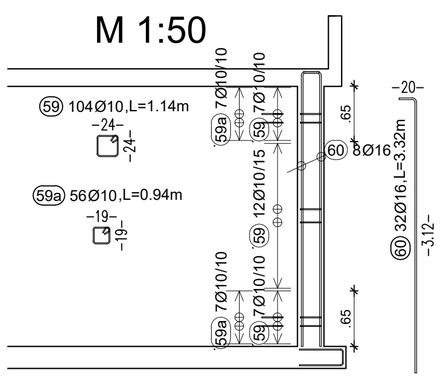

Nadstrešek stebri
M 1:25

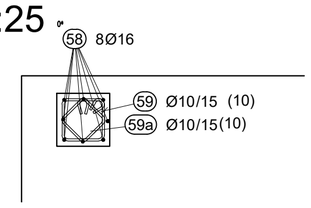

MATERIALI:
- beton talne plošče: C 30/37, XC2, XF1, PV-I, Dmax 32
- beton sten: C 30/37, XC1, PV-I, Dmax 16
- beton strešne plošče: C 30/37, XC1, PV-I, Dmax 16
- podložni beton: C12/15
- armaturno jeklo: B500B
- krovni sloj: talna plošča 4 cm, stene 3 cm. strešne plošče 2.5 cm

LIMITA - MUGERLI d.o.o.

Naročnik:	Občina Ajdovščina, cesta 5.maja 6a,5270 Ajdovščina
Objekt:	pomožni objekt ob igrišču Dolga Poljana
Vrsta načrta:	2 Načrt gradbeništva
Vsebina risbe:	Armaturni načrt Nadstrešek
Odg. vodja projekta:	Vesna Krašna Vodopivec, mag. inž. arh.
ID številka:	ZAPS 1722
Odg. projektant:	Matija Mugerli, mag. inž. grad.
ID številka:	IZS G−4835
Faza:	PZI
Št. projekta:	342/2025
Št. načrta:	342/2025
Datum:	marec 2026
Merilo:	1:50,25
Stran:	7

Zid 1
temelji
M 1:50

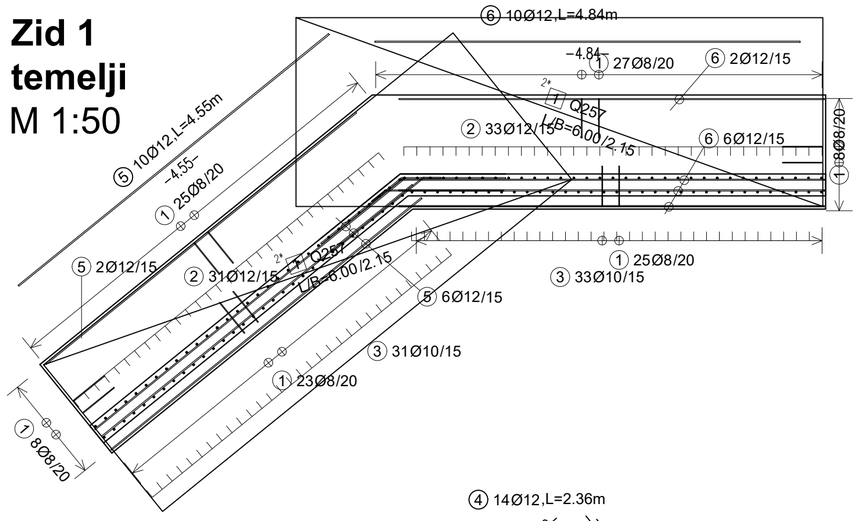

Zid 1
stena
M 1:50

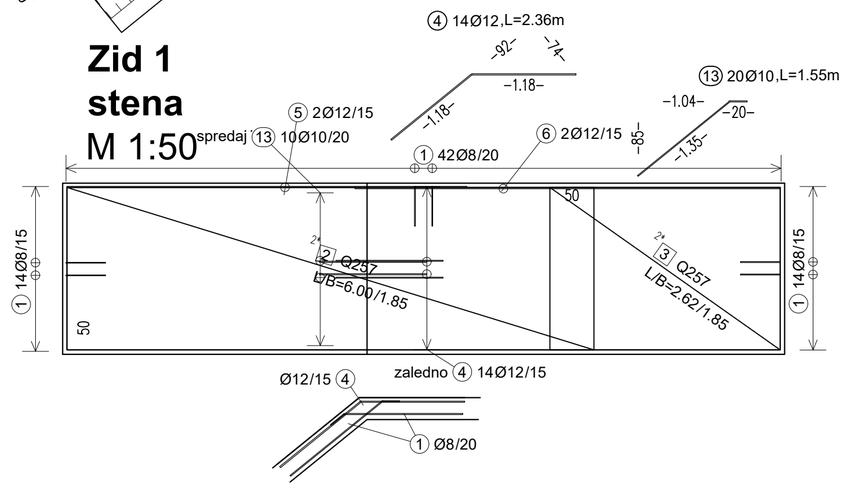

Zid 2
temelji
M 1:50

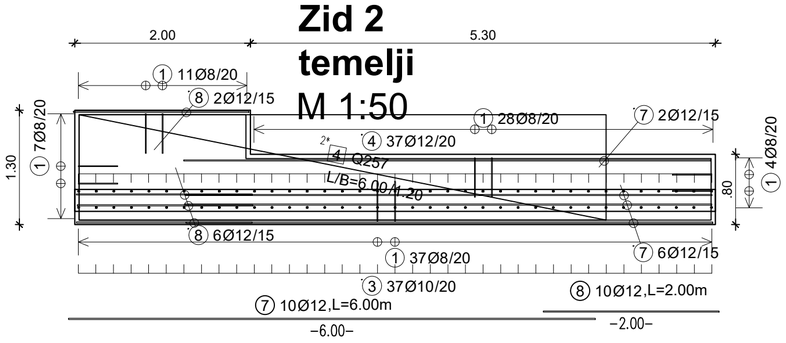

Zid 2
M 1:25

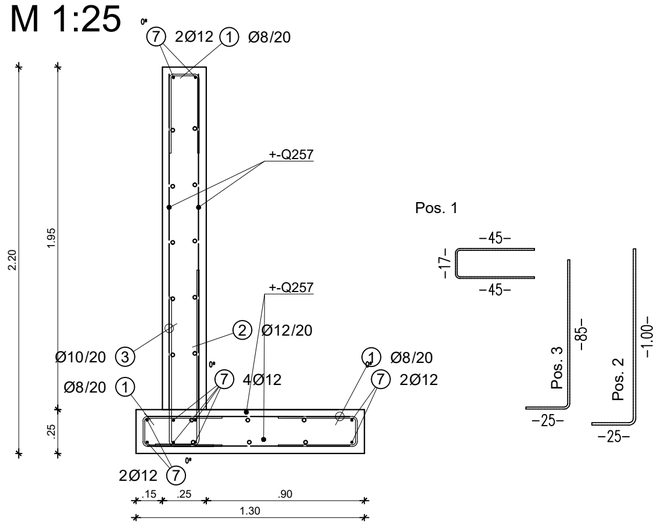

Zid 1
M 1:25

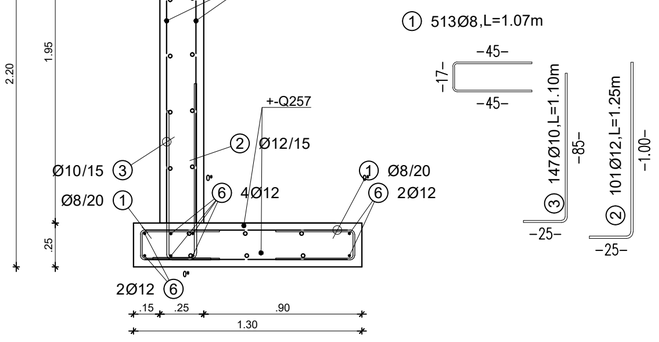

Zid 3
M 1:25

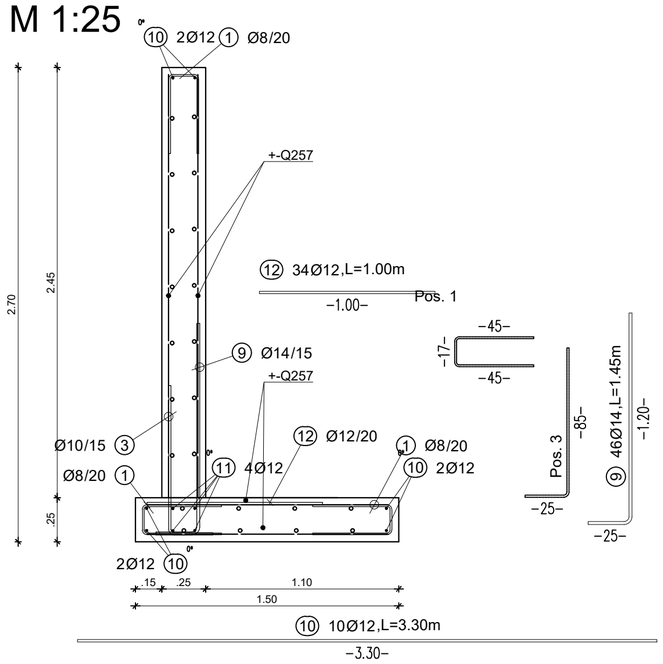

Zid 4
M 1:25

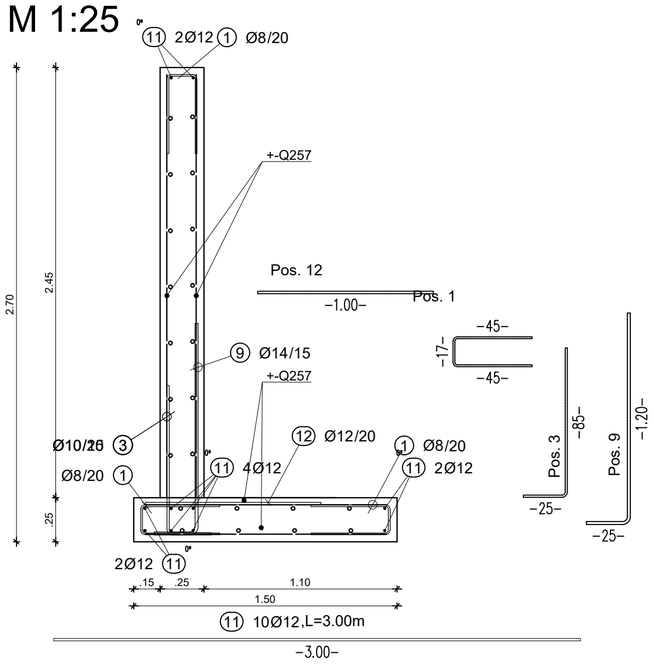

MATERIALI:

-	beton temelja:	C 30/37, XC2, XF1, PV-II, Dmax 32
-	beton sten:	C 30/37, XC4, XD1, XF 1, PV-II, Dmax 16
-	podložni beton:	C12/15
-	armaturno jeklo: B500B	
-	krovni sloj: 4 cm	

LIMITA - MUGERLI d.o.o.

Naročnik:	Občina Ajdovščina, cesta 5.maja 6a,5270 Ajdovščina
Objekt:	pomožni objekt ob igrišču Dolga Poljana
Vrsta načrta:	2 Načrt gradbeništva
Vsebina risbe:	Armaturni načrt Zidovi
Odg. vodja projekta:	Vesna Krašna Vodopivec, mag. inž. arh.
ID številka:	ZAPS 1722
Odg. projektant:	Matija Mugerli, mag. inž. grad.
ID številka:	IZS G-4835
Faza:	PZI
Št. projekta:	342/2025
Št. načrta:	342/2025
Datum:	marec 2026
Merilo:	1:50,25
Stran:	8

Projekt: 0 0 / 0

Podatki o projektu
Naslov : 0
Komponenta : 0
Št. naèrta : 0
Gradbena faza : dvorana

All total length of bar profiles outer dimension

PALIÈNA ARMATURA Jeklo: B500B Gradbena faza: dvorana

Poz.	Kom.	fi	Dolžina	D8	D10	D12	D14	D16
1	223	12	2.20			490.60		
2	117	10	1.80		210.60			
3	90	12	6.00			540.00		
4	77	12	5.00			385.00		
5	279	12	1.45			404.55		
6	124	16	1.55					192.20
7	98	14	2.00				196.00	
8	26	16	2.10					54.60
9	156	10	1.20		187.20			
10	46	14	1.20				55.20	
11	74	12	1.45			107.30		
12	65	8	6.00	390.00				
13	128	16	6.93					887.04
14	50	16	7.25					362.50
15	432	10	2.74		1183.68			
16	432	10	1.18		509.76			
17	153	12	0.87			133.11		
18	94	10	1.10		103.40			
19	524	10	1.49		780.76			
20	70	10	2.69		188.30			
21	427	10	1.00		427.00			
22	20	12	7.25			145.00		
23	39	12	3.00			117.00		
24	39	10	1.92		74.88			
25	54	8	1.24	66.96				
26	26	8	2.02	52.52				
27	94	8	1.50	141.00				
28	48	12	3.25			156.00		
29	83	8	0.78	64.74				
30	26	8	0.75	19.50				
31	40	16	3.75					150.00
32	134	8	1.67	223.78				
33	150	12	1.95			292.50		
34	33	12	3.20			105.60		
35	10	16	2.00					20.00
36	60	12	2.04			122.40		
37	4	10	5.89		23.56			
38	36	12	3.20			115.20		
39	114	10	1.28		145.92			
40	9	12	3.40			30.60		
41	124	10	1.64		203.36			
42	248	8	0.70	173.60				
43	12	12	4.15			49.80		
44	49	10	2.00		98.00			
45	45	10	3.00		135.00			
46	156	12	2.00			312.00		

Projekt: 0 0 / 0

PALIÈNA ARMATURA Jeklo: B500B Gradbena faza: dvorana

Poz.	Kom.	fi	Dolžina	D8	D10	D12	D14	D16
47	78	12	2.00			156.00		
48	141	8	1.09	153.69				
49	24	10	6.00		144.00			
50	16	10	4.00		64.00			
51	480	8	0.53	254.40				
52	72	8	0.38	27.36				
TSkupna dolžina				1567.55	4479.42	3662.66	251.20	1666.34
kg / m				D8 0.395	D10 0.617	D12 0.888	D14 1.210	D16 1.580
kg / d				619.182	2763.802	3252.442	303.952	2632.817

Skupna masa (kg) 9572.195

Poz.	Opomba:
14	prilagoditi dolzino

MREŽNA ARMATURA Jeklo: B500A Gradbena faza: dvorana

Poz.	Kom.	Tip	Dolžina	Širina	Q196	Q257	Q283	Q335	Q385
1	20	Q335	6.00	2.15				258.00	
2	2	Q335	6.00	0.72				8.64	
3	2	Q335	0.92	1.72				3.16	
4	8	Q335	0.92	2.15				15.82	
5	2	Q335	6.00	1.80				21.60	
6	2	Q335	4.32	1.09				9.42	
7	20	Q335	4.32	2.15				185.76	
8	2	Q335	4.32	0.72				6.22	

Projekt: 0 0 / 0

MREŽNA ARMATURA Jeklo: B500A Gradbena faza: dvorana

Poz.	Kom.	Tip	Dolžina	Širina	Q196	Q257	Q283	Q335	Q385
9	44	Q385	6.00	2.15					567.60
10	2	Q385	6.00	1.62					19.44
11	2	Q385	1.02	1.08					2.20
12	18	Q385	1.05	2.15					40.64
13	2	Q385	1.00	1.00					2.00
14	4	Q385	1.64	1.08					7.08
15	4	Q385	2.26	2.15					19.44
16	4	Q385	2.58	2.15					22.19
17	4	Q385	2.45	2.15					21.07
18	4	Q385	1.83	1.60					11.71
19	2	Q385	1.97	0.81					3.19
20	6	Q385	1.05	0.71					4.47
22	8	Q283	2.95	2.15			50.74		
23	4	Q283	2.95	1.69			19.94		
24	4	Q283	2.89	2.15			24.85		
25	2	Q283	2.89	0.88			5.09		
26	10	Q196	5.83	2.15	125.34				
27	2	Q196	5.83	0.93	10.84				
28	4	Q257	4.46	2.07		36.93			
29	28	Q257	4.46	2.15		268.49			
30	4	Q257	4.46	1.70		30.33			
Skupna površina					136.19	335.75	100.62	508.63	721.03
kg / m2					3.08	4.12	4.44	5.33	6.04
kg / Tip mreže					419.461	1383.285	446.763	2710.983	4355.042

Skupna masa (kg) 9315.534

IZVLEÈEK ARMATURE Jeklo: B500B Gradbena faza: dvorana

Poz.	fi	Dolžina	Kos.	dbr fi	Tip	Oblika	Skupna dolžina	Masa [kg]
1	12	2.20	223	4	21	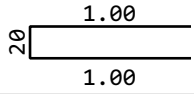	490.60	435.653

Projekt: 0 0 / 0

IZVLEÈEK ARMATURE Jeklo: B500B Gradbena faza: dvorana

Poz.	fi	Dolžina	Kos.	dbr fi	Tip	Oblika	Skupna dolžina	Masa [kg]
2	10	1.80	117	4	21	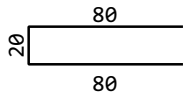	210.60	129.940
3	12	6.00	90	4	00	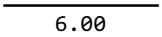	540.00	479.520
4	12	5.00	77	4	00	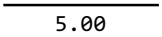	385.00	341.880
5	12	1.45	279	4	11	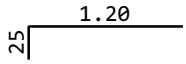	404.55	359.240
6	16	1.55	124	4	11	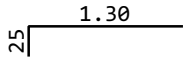	192.20	303.676
7	14	2.00	98	4	11	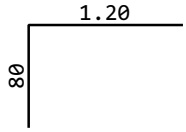	196.00	237.160
8	16	2.10	26	4	11		54.60	86.268
9	10	1.20	156	4	11	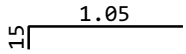	187.20	115.502
10	14	1.20	46	4	11	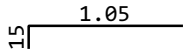	55.20	66.792
11	12	1.45	74	4	00		107.30	95.282
12	8	6.00	65	4	00	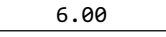	390.00	154.050
13	16	6.93	128	4	11	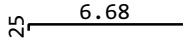	887.04	1401.523
14	16	7.25	50	4	11	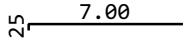 Opomba: prilagoditi dolzino	362.50	572.750
15	10	2.74	432	4	31	Dolžina kljuke=9.0 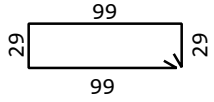	1183.68	730.331
16	10	1.18	432	4	31	Dolžina kljuke=9.0 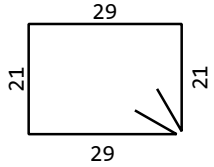	509.76	314.522

Projekt: 0 0 / 0

IZVLEÈEK ARMATURE Jeklo: B500B Gradbena faza: dvorana

Poz.	fi	Dolžina	Kos.	dbr fi	Tip	Oblika	Skupna dolžina	Masa [kg]
17	12	0.87	153	4	25	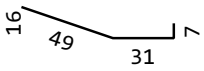	133.11	118.202
18	10	1.10	94	4	21	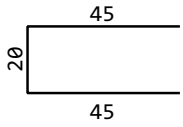	103.40	63.798
19	10	1.49	524	4	21	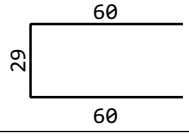	780.76	481.729
20	10	2.69	70	4	21		188.30	116.181
21	10	1.00	427	4	00	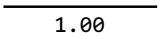	427.00	263.459
22	12	7.25	20	4	11	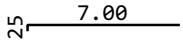	145.00	128.760
23	12	3.00	39	4	00	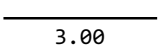	117.00	103.896
24	10	1.92	39	4	31	Dolžina kljuke=9.0 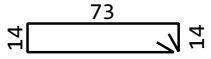	74.88	46.201
25	8	1.24	54	4	21	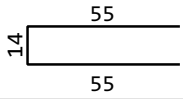	66.96	26.449
26	8	2.02	26	4	31	Dolžina kljuke=7.0 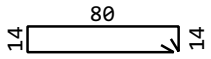	52.52	20.745
27	8	1.50	94	4	31	Dolžina kljuke=7.0 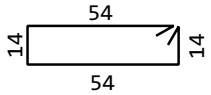	141.00	55.695
28	12	3.25	48	4	11	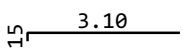	156.00	138.528
29	8	0.78	83	4	31	Dolžina kljuke=7.0 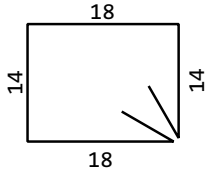	64.74	25.572
30	8	0.75	26	4	00	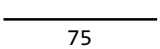	19.50	7.703
31	16	3.75	40	4	00	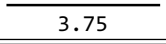	150.00	237.000

Projekt: 0 0 / 0

IZVLEÈEK ARMATURE Jeklo: B500B Gradbena faza: dvorana

Poz.	fi	Dolžina	Kos.	dbr fi	Tip	Oblika	Skupna dolžina	Masa [kg]
32	8	1.67	134	4	99	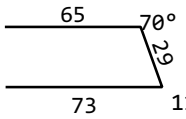 Št. dx dy l >° 1 0.75 0.00 0.73 110 2 -0.11 0.29 0.29 70 3 -0.65 0.00 0.65	223.78	88.393
33	12	1.95	150	4	15	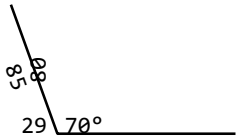	292.50	259.740
34	12	3.20	33	4	00	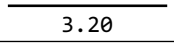	105.60	93.773
35	16	2.00	10	4	00	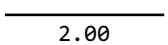	20.00	31.600
36	12	2.04	60	4	21	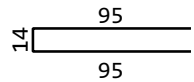	122.40	108.691
37	10	5.89	4	4	00	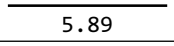	23.56	14.537
38	12	3.20	36	4	00	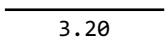	115.20	102.298
39	10	1.28	114	4	21	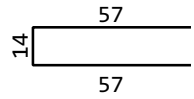	145.92	90.033
40	12	3.40	9	4	11	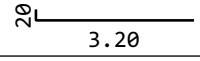	30.60	27.173
41	10	1.64	124	4	21	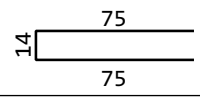	203.36	125.473
42	8	0.70	248	4	11	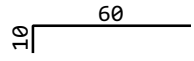	173.60	68.572
43	12	4.15	12	4	00	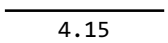	49.80	44.222
44	10	2.00	49	4	00	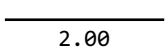	98.00	60.466
45	10	3.00	45	4	00	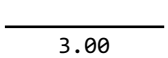	135.00	83.295
46	12	2.00	156	4	15	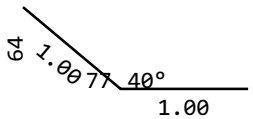	312.00	277.056

Projekt: 0 0 / 0

IZVLEÈEK ARMATURE Jeklo: B500B Gradbena faza: dvorana

Poz.	fi	Dolžina	Kos.	dbr fi	Tip	Oblika	Skupna dolžina	Masa [kg]
47	12	2.00	78	4	15	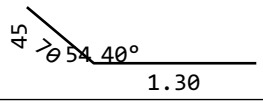	156.00	138.528
48	8	1.09	141	4	21	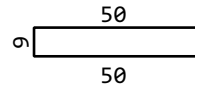	153.69	60.708
49	10	6.00	24	4	00	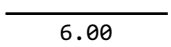	144.00	88.848
50	10	4.00	16	4	00	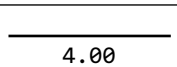	64.00	39.488
51	8	0.53	480	4	99	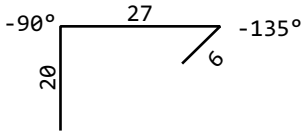 Št. dx dy l >° 1 0.00 0.20 0.20 -90 2 0.31 0.00 0.27 -135 3 -0.07 -0.07 0.06	254.40	100.488
52	8	0.38	72	4	99	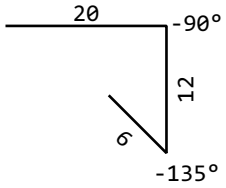 Št. dx dy l >° 1 0.20 0.00 0.20 -90 2 0.00 -0.16 0.12 -135 3 -0.07 0.07 0.06	27.36	10.807

Skupna masa (kg) 9572.196

Projekt: 0 0 / 0

Podatki o projektu
Naslov : 0
Komponenta : 0
Št. naèrta : 0
Gradbena faza : NADSTRESEK

All total length of bar profiles outer dimension

PALIÈNA ARMATURA Jeklo: B500B Gradbena faza: NADSTRESEK

Poz.	Kom.	fi	Dolžina	D8	D10	D12	D16
3	16	12	6.00			96.00	
41	102	10	1.64		167.28		
42	204	8	0.70	142.80			
48	134	8	1.09	146.06			
49	16	10	6.00		96.00		
53	114	10	1.19		135.66		
54	106	10	1.14		120.84		
55	12	12	4.70			56.40	
56	4	12	4.00			16.00	
57	2	12	0.90			1.80	
58	20	16	1.45				29.00
59	104	10	1.14		118.56		
59a	56	10	0.94		52.64		
60	32	16	3.32				106.24
61	16	10	4.45		71.20		
62	10	8	1.34	13.40			
63	16	10	0.25		4.00		
TSkupna dolžina				302.26	766.18	170.20	135.24
kg / m				D8 0.395	D10 0.617	D12 0.888	D16 1.580
kg / d				119.393	472.733	151.138	213.679

Skupna masa (kg) 956.943

MREŽNA ARMATURA Jeklo: B500A Gradbena faza: NADSTRESEK

Poz.	Kom.	Tip	Dolžina	Širina	Q196	Q257	Q385
13	4	Q385	1.00	1.00			4.00
31	1	Q385	4.23	0.92			3.89
32	2	Q385	4.23	2.15			18.19
33	1	Q385	4.23	1.70			7.19
34	1	Q196	4.23	0.92	3.89		
35	2	Q196	4.23	2.15	18.19		
36	1	Q196	4.23	1.70	7.19		
37	4	Q257	6.00	2.15		51.60	
38	2	Q257	6.00	1.28		15.36	
39	2	Q196	6.00	0.90	10.80		
40	2	Q196	3.54	0.90	6.37		
Skupna površina					46.44	66.96	33.27
kg / m2					3.08	4.12	6.04
kg / Tip mreže					143.046	275.875	200.960

Skupna masa (kg) 619.881

Projekt: 0 0 / 0

RAZREZ MREŽ Jeklo: B500A Gradbena faza: NADSTRESEK

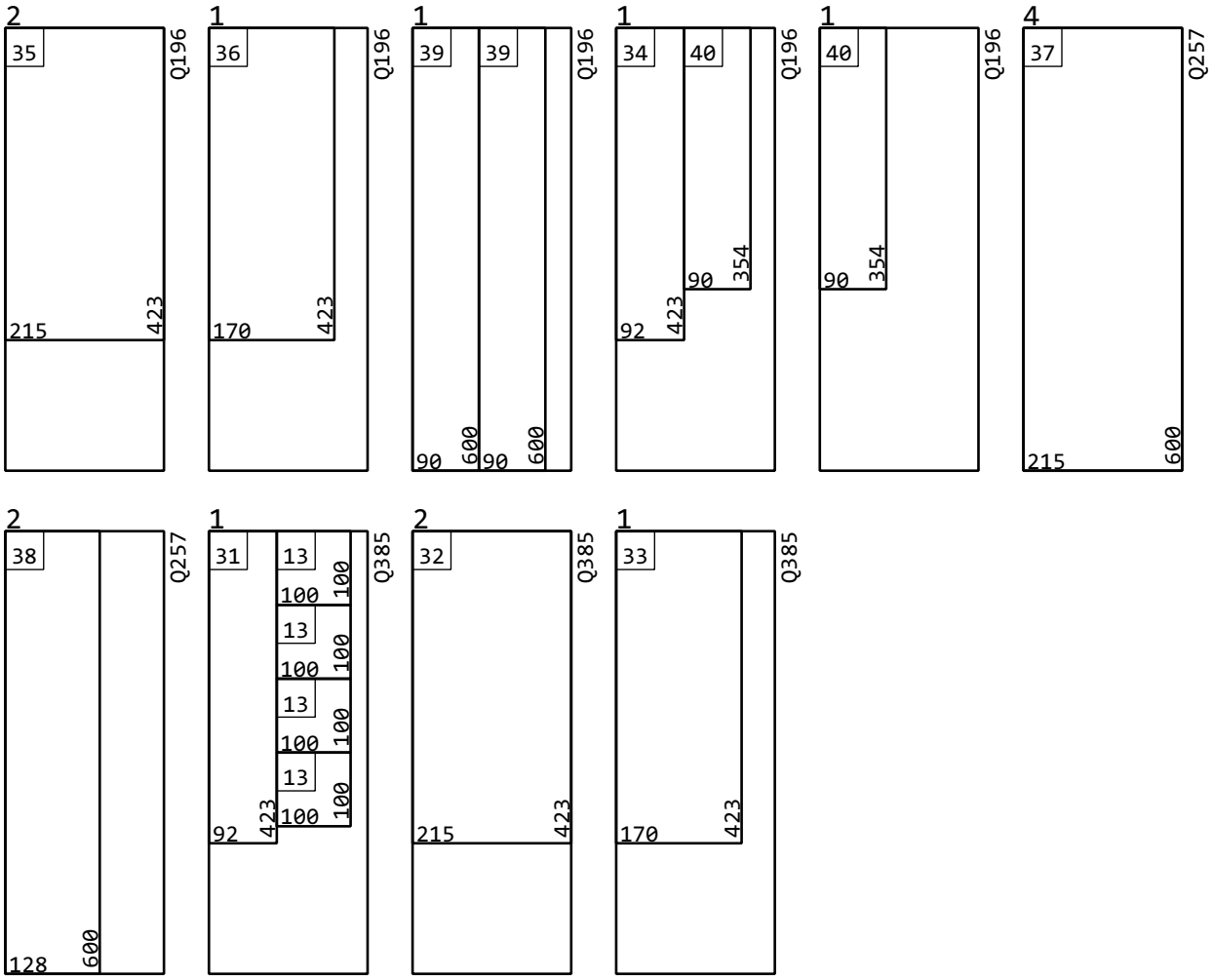

Bruto skupna površina

Kom.	Tip	Dolžina m	Širina m	Masa kg
6	Q196	6.00	2.15	238.392
6	Q257	6.00	2.15	318.888
4	Q385	6.00	2.15	311.664
Brutto skupna masa (kg)				868.944

IZVLEÈEK ARMATURE Jeklo: B500B Gradbena faza: NADSTRESEK

Poz.	fi	Dolžina	Kos.	dbr fi	Tip	Oblika	Skupna dolžina	Masa [kg]
3	12	6.00	16	4	00	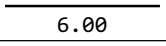	96.00	85.248
41	10	1.64	102	4	21	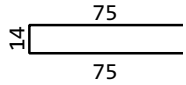	167.28	103.212
42	8	0.70	204	4	11	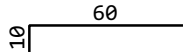	142.80	56.406
48	8	1.09	134	4	21	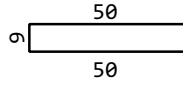	146.06	57.694
49	10	6.00	16	4	00	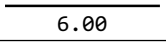	96.00	59.232
53	10	1.19	114	4	21	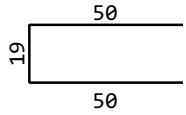	135.66	83.702
54	10	1.14	106	4	21	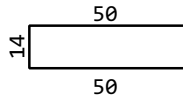	120.84	74.558
55	12	4.70	12	4	00	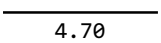	56.40	50.083
56	12	4.00	4	4	00	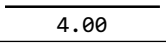	16.00	14.208
57	12	0.90	2	4	00	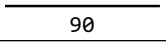	1.80	1.598
58	16	1.45	20	4	11	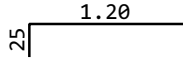	29.00	45.820
59	10	1.14	104	4	31	Dolžina kljuke=9.0 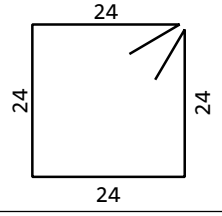	118.56	73.152
59a	10	0.94	56	4	31	Dolžina kljuke=9.0 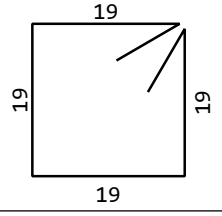	52.64	32.479
60	16	3.32	32	4	11	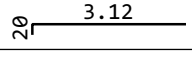	106.24	167.859
61	10	4.45	16	4	00	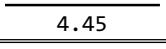	71.20	43.930

Projekt: 0 0 / 0

IZVLEÈEK ARMATURE Jeklo: B500B Gradbena faza: NADSTRESEK

Poz.	fi	Dolžina	Kos.	dbr fi	Tip	Oblika	Skupna dolžina	Masa [kg]
62	8	1.34	10	4	31	Dolžina kljuke=7.0 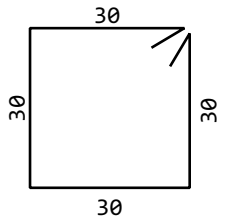	13.40	5.293
63	10	0.25	16	4	00	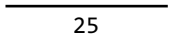	4.00	2.468

Skupna masa (kg) 956.943

Projekt: 0 0 / 0

Podatki o projektu
Naslov : 0
Komponenta : 0
Št. naèrta : 0

All total length of bar profiles outer dimension

PALIÈNA ARMATURA Jeklo: B500B

Poz.	Kom.	fi	Dolžina	D8	D10	D12	D14
1	513	8	1.07	548.91			
2	101	12	1.25			126.25	
3	147	10	1.10		161.70		
4	14	12	2.36			33.04	
5	10	12	4.55			45.50	
6	10	12	4.84			48.40	
7	10	12	6.00			60.00	
8	10	12	2.00			20.00	
9	46	14	1.45				66.70
10	10	12	3.30			33.00	
11	10	12	3.00			30.00	
12	34	12	1.00			34.00	
13	20	10	1.55		31.00		
TSkupna dolžina				548.91	192.70	430.19	66.70
kg / m				D8 0.395	D10 0.617	D12 0.888	D14 1.210
kg / d				216.819	118.896	382.009	80.707

Skupna masa (kg) 798.431

Projekt: 0 0 / 0

MREŽNA ARMATURA Jeklo: B500A

Poz.	Kom.	Tip	Dolžina	Širina	Q257	Q385
1	4	Q257	6.00	2.15	51.60	
2	2	Q257	6.00	1.85	22.20	
3	2	Q257	2.62	1.85	9.69	
4	2	Q257	6.00	1.20	14.40	
5	2	Q257	3.30	1.40	9.24	
6	2	Q257	2.35	2.05	9.63	
7	2	Q257	2.35	1.70	7.99	
8	2	Q257	2.35	2.15	10.11	
9	2	Q257	2.35	1.35	6.35	
10	2	Q257	3.00	1.40	8.40	
21	2	Q385	1.97	2.15		8.47
Skupna površina					149.61	8.47
kg / m2					4.12	6.04
kg / Tip mreže					616.389	51.165

Skupna masa (kg) 667.554

Projekt: 0 0 / 0

IZVLEÈEK ARMATURE Jeklo: B500B

Poz.	fi	Dolžina	Kos.	dbr fi	Tip	Oblika	Skupna dolžina	Masa [kg]
1	8	1.07	513	4	21	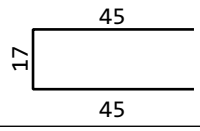	548.91	216.819
2	12	1.25	101	4	11	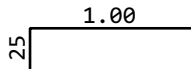	126.25	112.110
3	10	1.10	147	4	11	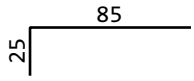	161.70	99.769
4	12	2.36	14	4	15	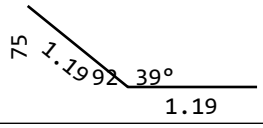	33.04	29.340
5	12	4.55	10	4	00	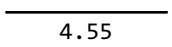	45.50	40.404
6	12	4.84	10	4	00	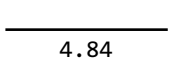	48.40	42.979
7	12	6.00	10	4	00		60.00	53.280
8	12	2.00	10	4	00	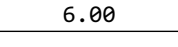	20.00	17.760
9	14	1.45	46	4	11	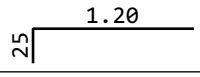	66.70	80.707
10	12	3.30	10	4	00	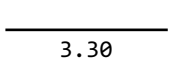	33.00	29.304
11	12	3.00	10	4	00	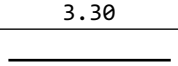	30.00	26.640
12	12	1.00	34	4	00	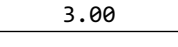	34.00	30.192
13	10	1.55	20	4	15	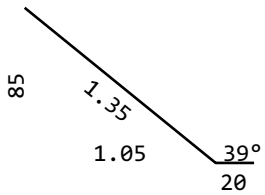	31.00	19.127

Skupna masa (kg) 798.431